







Select your texture



Select Cedarmill®

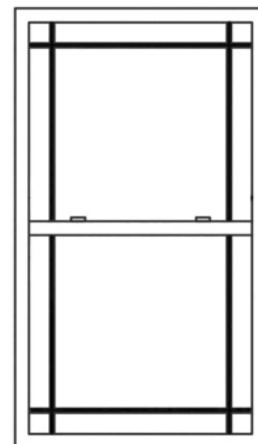
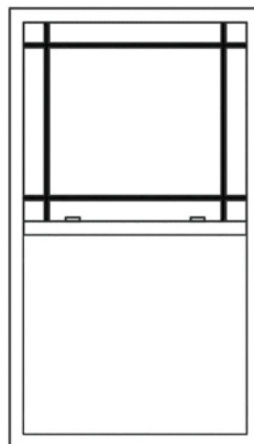
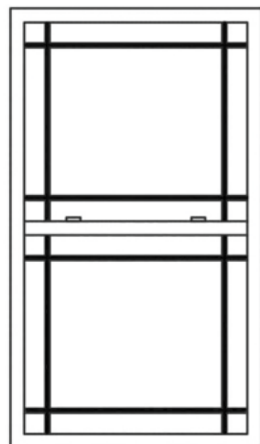


Smooth



Beaded Sele Cedarmill®

PRAIRIE STYLE



Again, top and bottom sashes don't have to match.

Prairie-style grids are divided into unequal panes. They feature a larger square in the middle and smaller squares in the corners. These are a contemporary or farmhouse style.