

GRAND RAPIDS  
PUBLIC UTILITIES

*Service is Our Nature*

500 SE Fourth Street • Grand Rapids, Minnesota 55744

## ELECTRIC DEPARTMENT MONTHLY REPORT December 2023 Commission Meeting

### Reliability Report Last Month

SAIDI:	0.40	Avg Minutes / Customers Served	CAIDI:	24.36	Avg Minutes / Customer Out	Total Customers Out:	125
SAIFI:	0.02	Cust Outages / Customers Served	CAIFI:	0.088	Avg Outages / Customer Out	Total Reported Hours:	51
Active:	7638	Active Electric Customers	Outages:	11	Total Number of Outages	Total Customer Hours Out:	67
ASAI:	99.99990	Average Percent System Available					

In November we had 4 outages caused by wildlife. One of those outages affected only one customer. Unfortunately, it happened on a Saturday and there wasn't a person at the location to call in the outage. With our current technology (OMS and smart meters), we were able to see that the meter was out. Early Monday morning a crew investigated the location and found that a squirrel had caused an outage.

We had three short scheduled outages for residential electrician work or safely connecting a new customer.

Two outages are equipment related and two have unknown causes.

### Electric Load Graph Last Month

The Monthly Peak was 24,240 kW on Nov 17th.

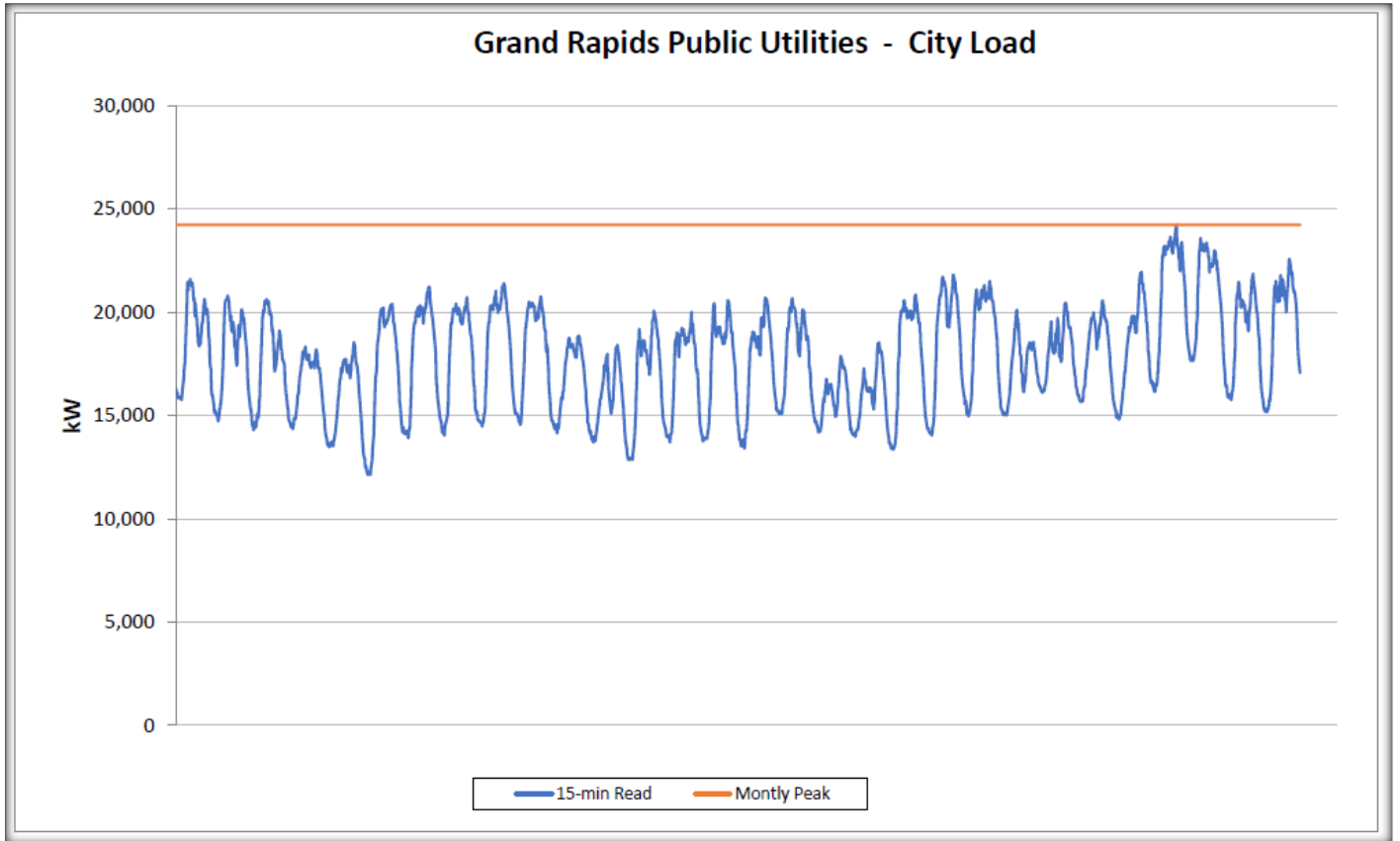
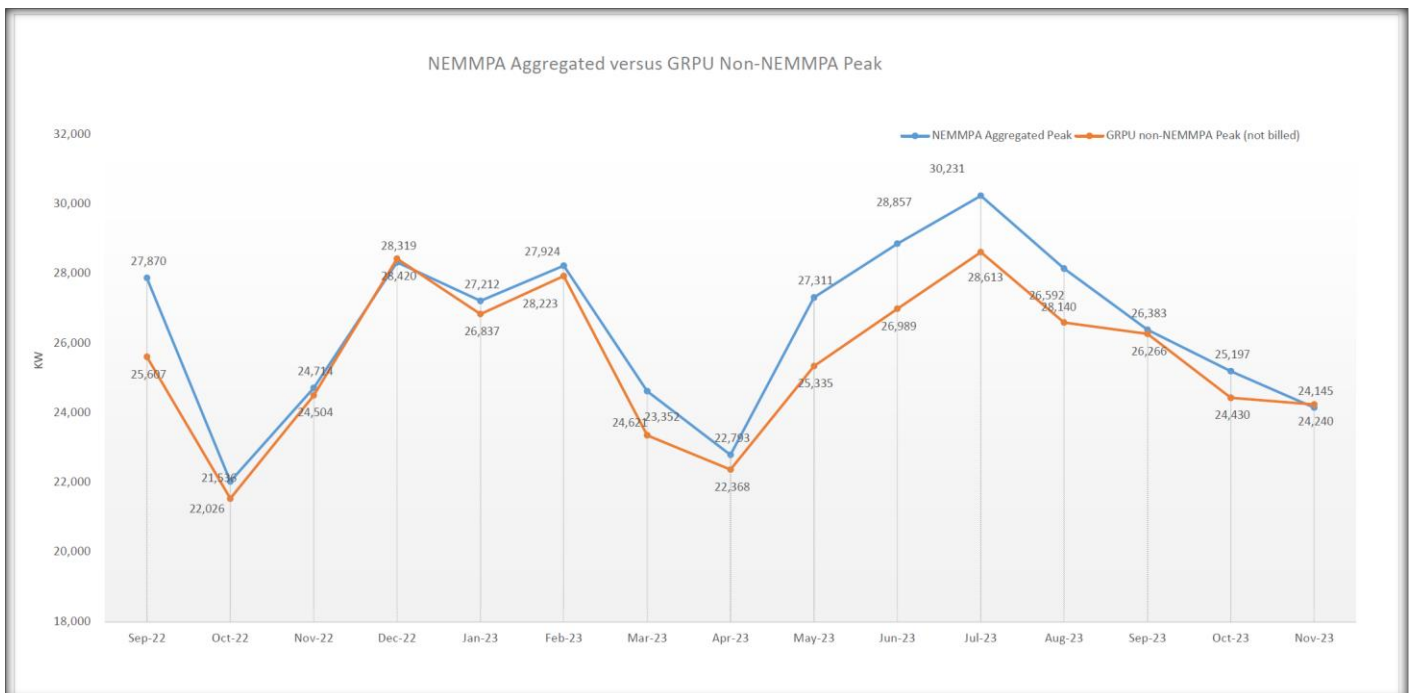


Figure 1: 24,240 kW 11/17 at 5:30 PM

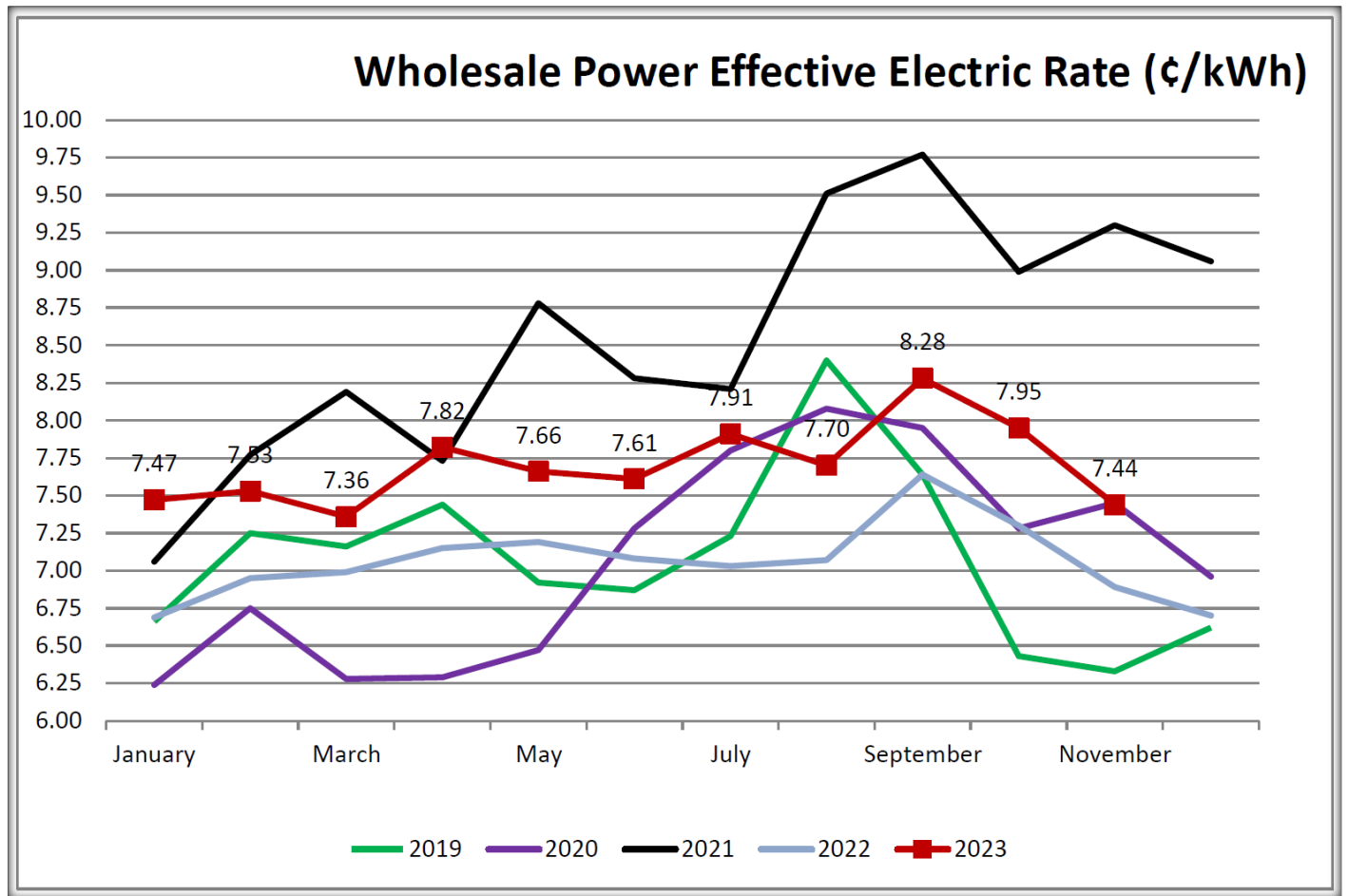
### NEMMPA vs. non-NEMMPA Peak Last Month

The attached graph shows the aggregated NEMMPA peak versus non-NEMMPA peak.



## Effective Wholesale Electric Power Rate Last Month

The attached graph shows the effective wholesale electric rate.



## Capital and Operations Project Summary

COMMISSION REPORT CONTENTS										
Agency					Amount	Percent				
Lead	Dept	Proj Desc	Proj #	Budget	Spent	Spent (calc'd)	Completed	Status	Noted Issues / Highlights	
	GRPU	ELEC	Tree Trimming	EOPS	\$150,024	\$143,596	96%	0%	In Progress	closing out 99% of yearly work
	GRPU	ELEC	Distribution System Transformers	ELEC2306	\$150,000	\$0	0%	10%	In Progress	Larger order, lead-time reduction
	GRPU	ELEC	Crystal Springs Conversion	ELEC2135	\$146,000	\$0	0%	0%	On Hold	trx supply chain issues - pushed to 2024
	GRPU	ELEC	Reliability Upgrades	ELEC2314	\$100,000	\$0	0%	0%	In Progress	working through collecting costs
	GRPU	ELEC	Backyard Machine	ELEC2318	\$90,000	\$90,000	100%	100%	Completed	
	GRPU	ELEC	OH Replacements	ELEC2304	\$60,000	\$10,290	17%	0%	In Progress	
	GRPU	ELEC	Power Pole Replacement	ELEC2311	\$50,000	\$0	0%	0%	Not Started	working through collecting costs
	GRPU	ELEC	Distribution System Services	ELEC2301	\$40,000	\$0	0%	0%	Not Started	
	GRPU	ELEC	SW 1st Avenue Conversion	ELEC2317	\$30,000	\$0	0%	0%	On Hold	trx supply chain issues - pushed to 2024
	GRPU	ELEC	UG Replacements	ELEC2305	\$30,000	\$29,526	98%	1%	In Progress	working through collecting costs
	GRPU	ELEC	Maple Street Conversion	ELEC2316	\$29,000	\$0	0%	0%	On Hold	trx supply chain issues - pushed to 2024
	GRPU	ELEC	AMI Meters	ELEC2307	\$25,000	\$5,422	22%	1%	In Progress	
	GRPU	ELEC	Security Lighting	ELEC2303	\$13,996	\$1,118	8%	0%	Not Started	
	GRPU	ELEC	Dual Fuel Services	ELEC2302	\$2,560	\$0	0%	0%	Not Started	working through collecting costs
City	ELEC	21st St & Forest Hills Dr	EOPS			#DIV/0!		In Progress		
Developer	ELEC	Ainsworth Site Transformer	EOPS		\$62,283	#DIV/0!	75%	In Progress	changes in works	
GRPU	ELEC	CSC Generator	EOPS			#DIV/0!		In Progress	2024 delivery	
GRPU	ELEC	East Sub Rewire	EOPS		\$0	#DIV/0!	0%	Not Started		
City	ELEC	Forest Lake School Site Housing	ECON-23-A0010		\$26,642	#DIV/0!		Not Started		
Developer	ELEC	Newman Campground - LaPrairie	ECON-22-c0010		\$48,404	#DIV/0!	100%	Completed		

### Status Definitions

Not Started - no human or financial resources utilized  
 In Progress - time or money spent on the project  
 In Service - operational but final close out needed  
 Completed - done and closed out  
 On Hold - waiting on some type of significant action