

2023 FACADE REPAIR PROJECT

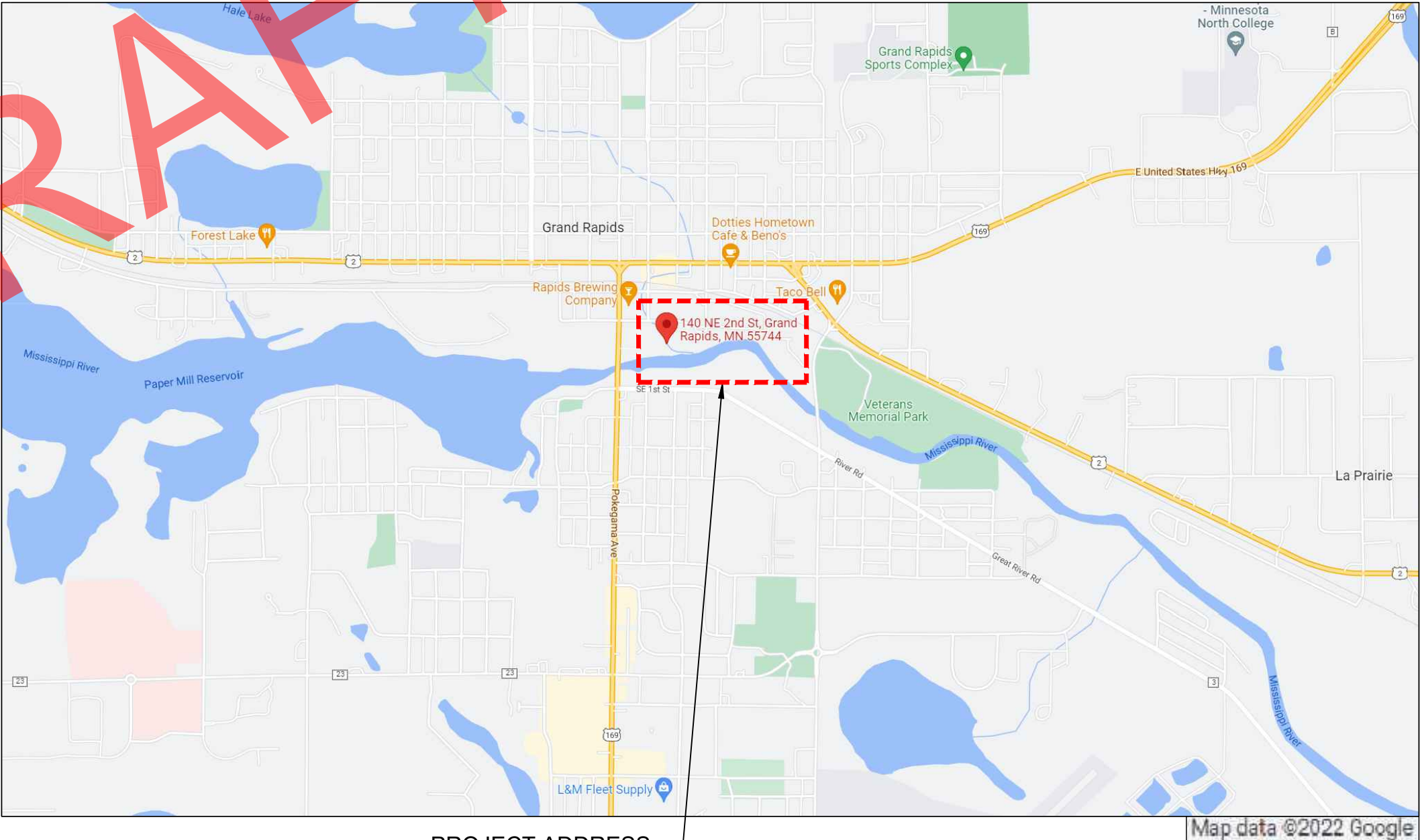
GRAND RAPIDS LIBRARY
140 NE 2ND STREET
GRAND RAPIDS, MN

DRAWING INDEX

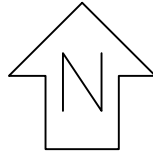
- 1. TITLE SHEET
- 2. SITE PLAN
- 3. ELEVATIONS
- 4. ELEVATIONS
- 5. DETAILS
- 6. DETAILS

GENERAL NOTES

- 1. CONTRACTOR IS RESPONSIBLE FOR FIELD VERIFYING ALL DIMENSIONS AND EXISTING CONDITIONS PRIOR TO BIDDING AND/OR PERFORMING WORK.
- 2. ALL NEW WORK IS TO COMPLY WITH 2020 MINNESOTA STATE BUILDING CODE REQUIREMENTS.
- 3. PRIOR TO DEMO, CONTRACTOR SHALL PROVIDE OWNER WITH 24 HOURS NOTICE AND SHALL ERECT BARRIERS TO PREVENT PEDESTRIAN TRAFFIC BENEATH THE WORK AREA.
- 4. IN THE CASE OF AMBIGUITIES, DISCREPANCIES OR IRREGULARITIES IN THE DRAWINGS, SPECIFICATIONS, MANUFACTURER'S INSTRUCTIONS, SITE CONDITIONS OR APPLICABLE CODES AND STANDARDS, CONTRACTOR SHALL REQUEST CLARIFICATION FROM ENGINEER BEFORE PROCEEDING.
- 5. CONTRACTOR SHALL PROVIDE, ERECT, AND MAINTAIN TEMPORARY PEDESTRIAN WALKWAY PROTECTION ON ALL WALKWAYS BELOW WHICH OVERHEAD WORK IS OCCURRING. ALL BUILDING EGRESSSES SHALL REMAIN OPEN & PROTECTED THROUGH THE FULL DURATION OF THE PROJECT.
- 6. CONTRACTOR SHALL LIMIT STAGING AND STORAGE AREAS TO THOSE APPROVED BY OWNER. CONTRACTOR SHALL PROTECT ALL PORTIONS OF THE BUILDING, LANDSCAPING, AND PROPERTY IN STAGING AND STORAGE AREAS, AND SHALL REPAIR ALL DAMAGED CAUSED BY STAGING AND STORAGE TO OWNER'S SATISFACTION.
- 7. CONTRACTOR SHALL PROVIDE ENGINEER WITH ACCESS TO THE BUILDING VIA CONTRACTOR'S SWINGSTAGE AS NEEDED THROUGHOUT THE DURATION OF WORK.



PROJECT ADDRESS:
GRAND RAPIDS LIBRARY
140 NE 2ND STREET
GRAND RAPIDS, MN 55744



Encompass
engineering consultants
forensic analysis

5435 Feltl Road
Minnetonka, MN 55343
Tel: (952) 854-4511

www.encompassinc.com

CONSULTANTS:

CERTIFICATION:

I hereby certify that this drawing was prepared by me or under my direct supervision and that I am a duly Licensed Professional Engineer under the laws of the State of Minnesota.
Sign: _____
Date: _____
Registration Number: _____

Project Number: 22-8040-001
Date: 01/19/2023
Drawn: OV
Checked: MAB
Scale: AS NOTED

REVISIONS:

PROJECT:

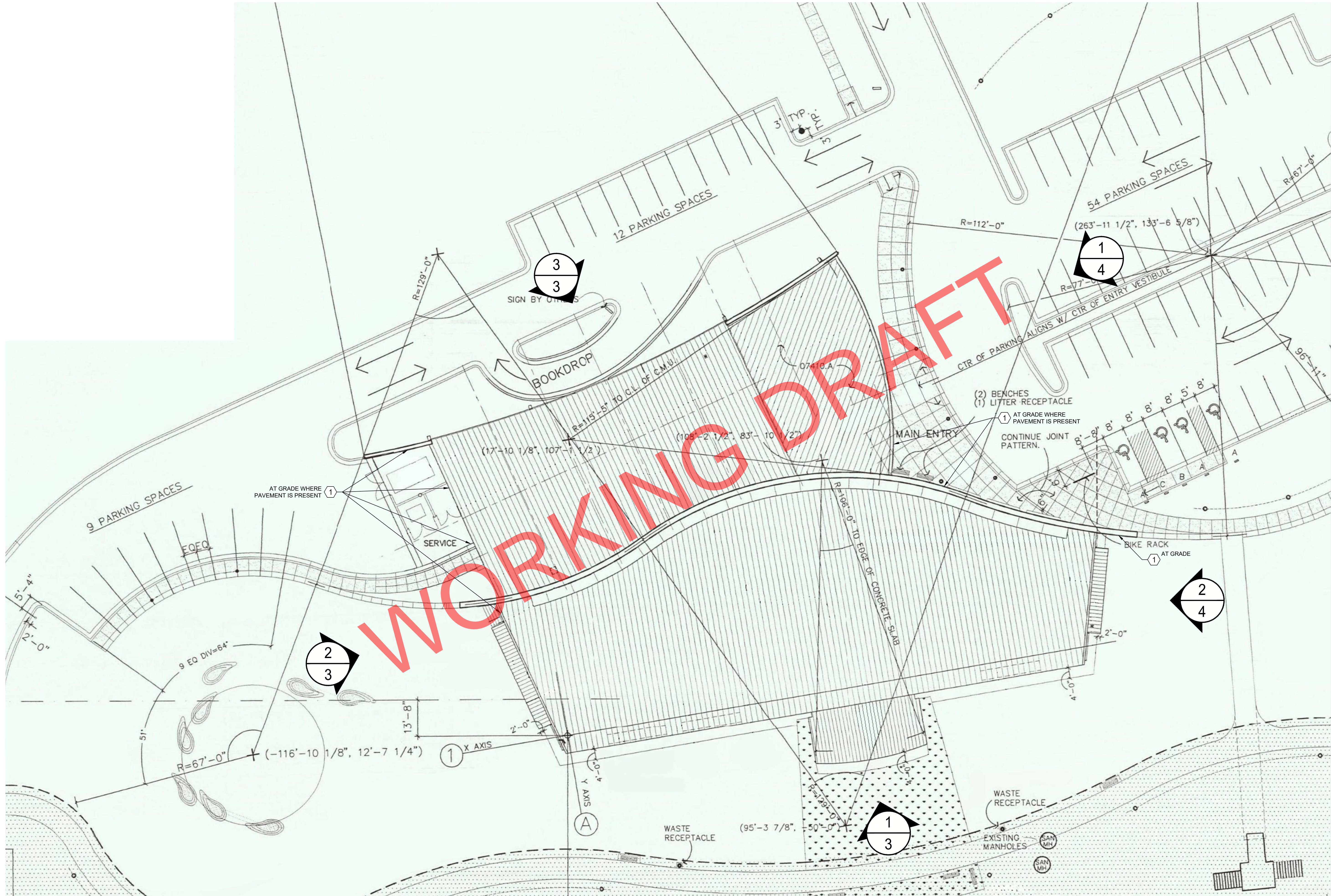
GRAND RAPIDS LIBRARY
FACADE REPAIR DESIGN
140 NE 2ND STREET
GRAND RAPIDS, MN

SHEET TITLE:
TITLE SHEET

SHEET NUMBER:

1

DRAFT SET 01/19/2023



1 PLAN VIEW LAYOUT
2 SCALE: 1/16" = 1'-0"

CONSULTANTS:

CERTIFICATION:
I hereby certify that this drawing was prepared by me or under my direct supervision and that I am a duly Licensed Professional Engineer under the laws of the State of Minnesota.
Sign: _____
Date: _____
Registration Number: _____

Project Number: 22-8040-001
Date: 01/19/2023
Drawn: OV
Checked: MAB
Scale: AS NOTED

REVISIONS:

PROJECT:
GRAND RAPIDS LIBRARY
FACADE REPAIR DESIGN
140 NE 2ND STREET
GRAND RAPIDS, MN

SHEET TITLE:
SITE PLAN

SHEET NUMBER:
2

CONSULTANTS:

CERTIFICATION:

I hereby certify that this drawing was prepared by me or under my direct supervision and that I am a duly Licensed Professional Engineer under the laws of the State of Minnesota.

Sign: _____
Date: _____
Registration Number: _____

Project Number: 22-8040-001

Date: 01/19/2023

Drawn: OV

Checked: MAB

Scale: AS NOTED

REVISIONS:

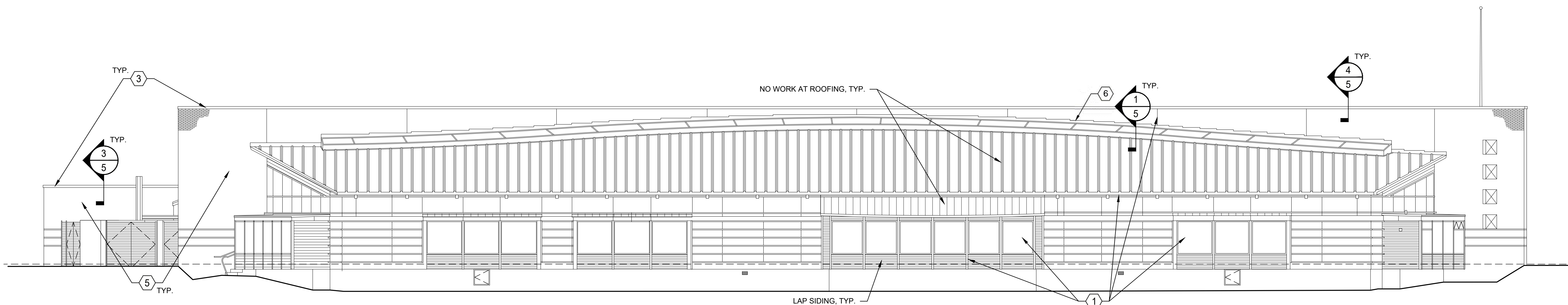
PROJECT:

GRAND RAPIDS LIBRARY
FACADE REPAIR DESIGN
140 NE 2ND STREET
GRAND RAPIDS, MN

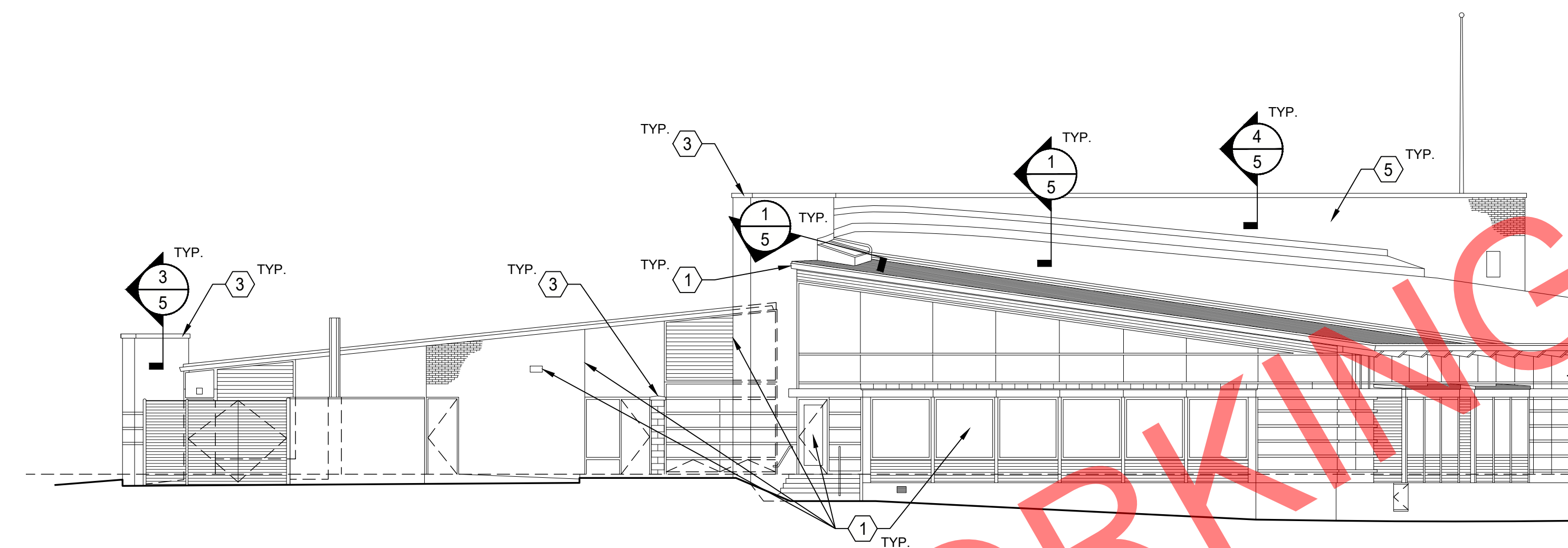
SHEET TITLE:
ELEVATIONS

SHEET NUMBER:

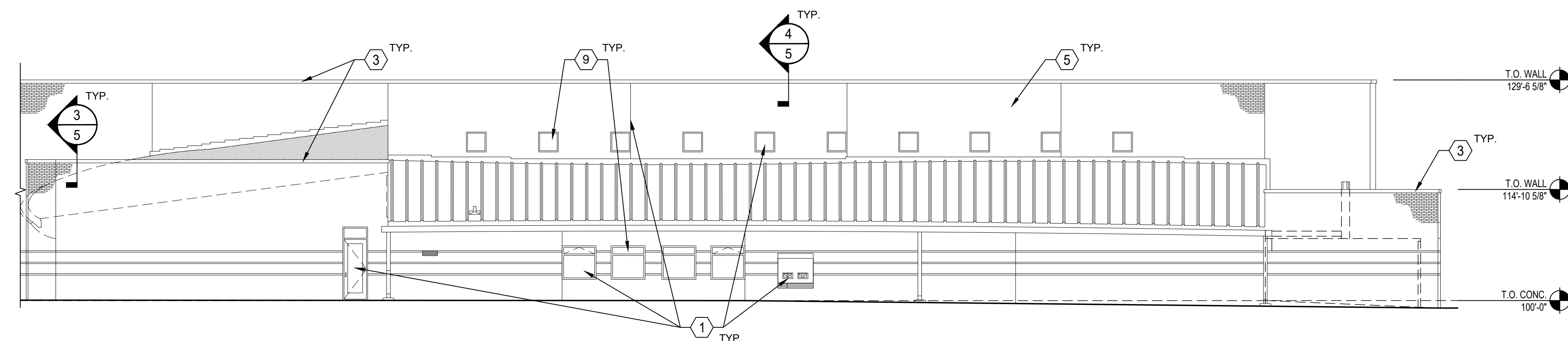
3



1 SOUTH ELEVATION
SCALE: 3/32" = 1'-0"



2 WEST ELEVATION
SCALE: 3/32" = 1'-0"



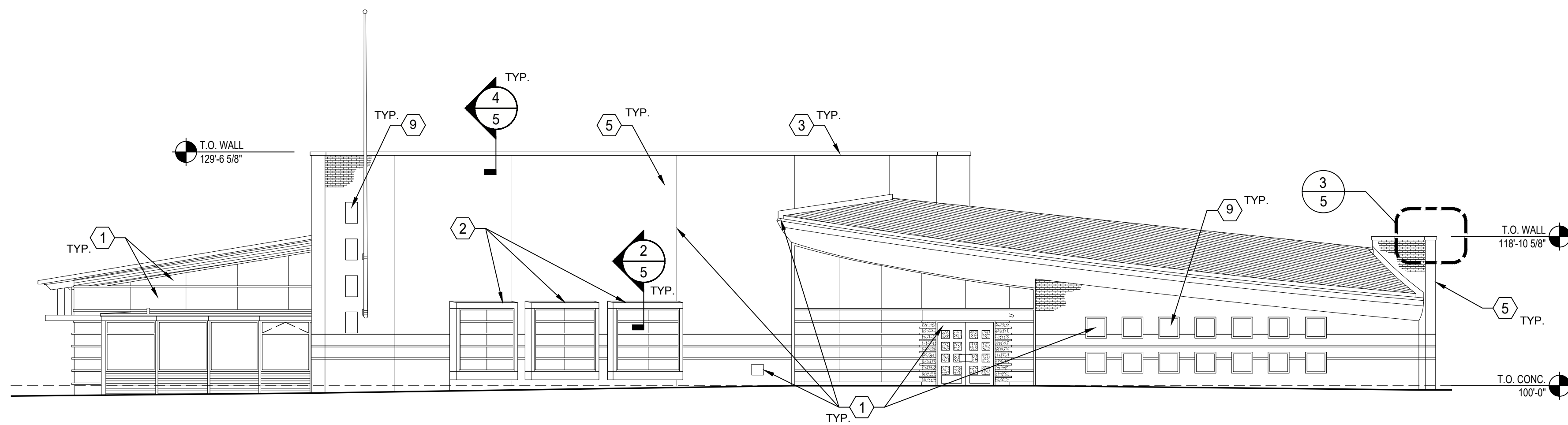
3 NORTH ELEVATION
SCALE: 3/32" = 1'-0"

WORK ITEMS:

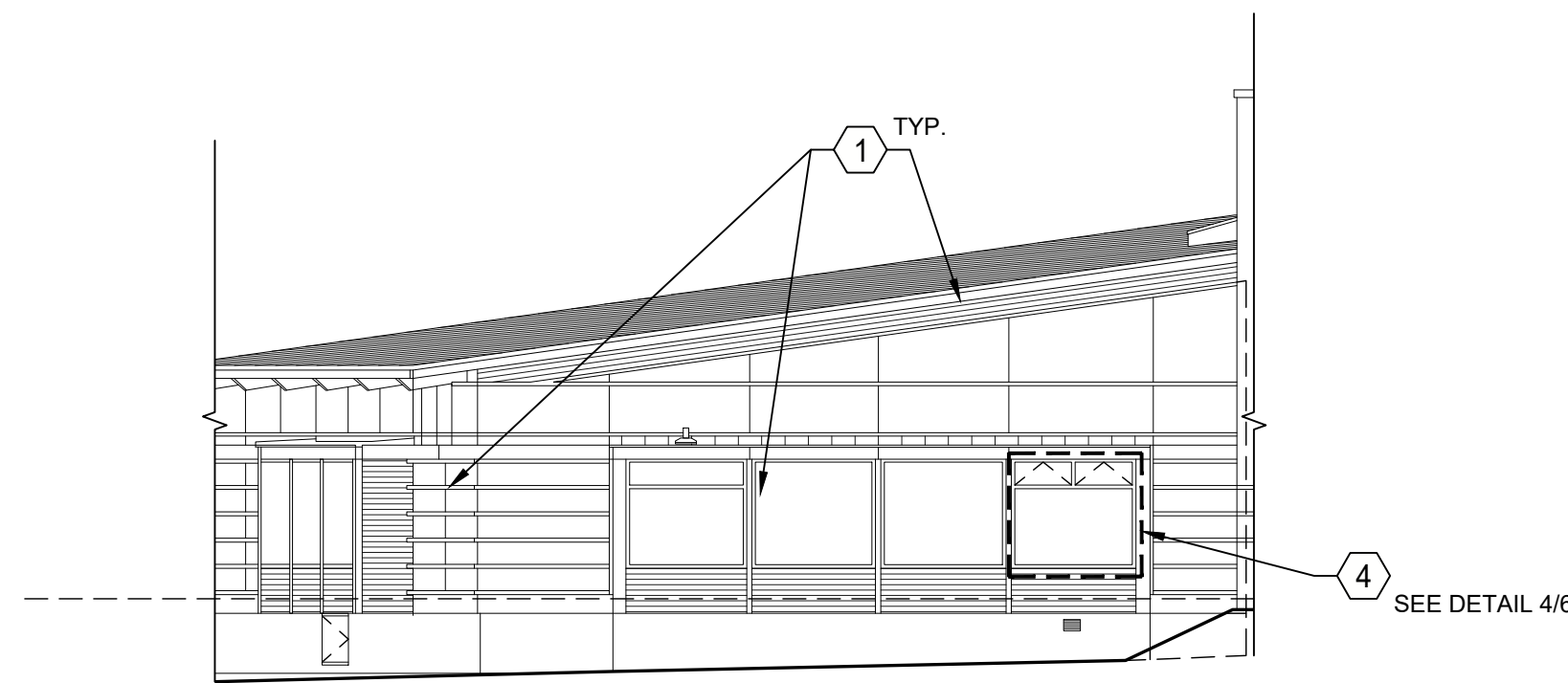
- 1 REMOVE AND REPLACE ALL EXTERIOR BUILDING SEALANTS AT WINDOWS, DOORS, CONTROL JOINTS, FLASHINGS, PENETRATIONS, DISSIMILAR MATERIALS, ETC. TYPICAL SEALANT LOCATIONS ARE NOTED ON THE ELEVATIONS. SEE DETAILS ON SHEETS 5 AND 6. EXCLUDES SEALANTS AT THE SKYLIGHTS.
- 2 REPAIR FLASHING AT FRONT BAY WINDOWS.
- 3 RESET ALL CONCRETE CAP STONES WITH NEW FLASHING.
- 4 REMOVE, RESEAL, AND RESET (2) OPERABLE WINDOW UNITS.
- 5 CLEAN VISIBLE DEBRIS AND INSTALL MASONRY WATER REPELLENT AT STEM WALLS AND CONCRETE CAPS.
- 6 REMOVE AND REPLACE ALL EXISTING EXTERIOR SEALANTS AND GASKETS AT THE SKYLIGHT ASSEMBLIES INCLUDING AT GLAZING, FRAMING, FLASHINGS, AND TERMINATIONS.
- 7 SPOT BRICK REPLACEMENT QTY: 75 BRICK, CONFIRM WITH ENGINEER.
- 8 SPOT TUCKPOINTING QTY: 1,400 SF, CONFIRM WITH ENGINEER.
- 9 PAINT ALL EXPOSED STEEL LINTELS AT ALL WINDOWS, DOORS, AND MASONRY WALL OPENINGS.

ALTERNATE WORK ITEMS:

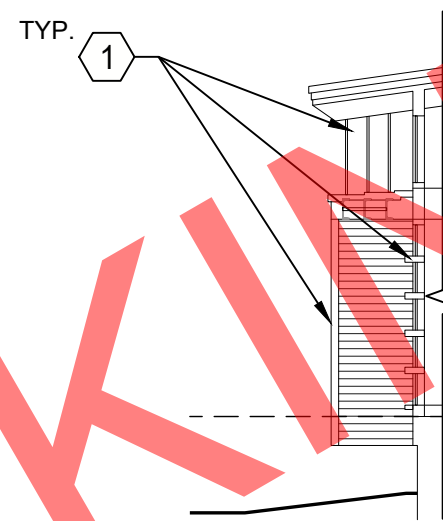
- ALT) REPLACE THROUGH WALL FLASHING ABOVE SKYLIGHTS. SEE DETAIL 1R/5.



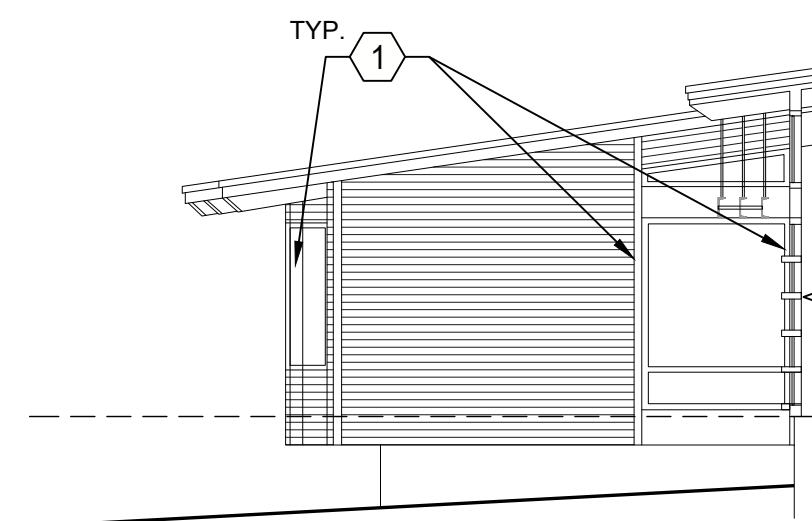
1 EAST ELEVATION
4 SCALE: 3/32" = 1'-0"



2 PARTIAL EAST ELEVATION
4 SCALE: 3/32" = 1'-0"



3 TYP. @ ROOMS 106, 108 - 111
4 SCALE: 1/8" = 1'-0"



4 TYP. SIDE ELEVATION @ ROOM 107
4 SCALE: 1/8" = 1'-0"

WORK ITEMS:

- 1 REMOVE AND REPLACE ALL EXTERIOR BUILDING SEALANTS AT WINDOWS, DOORS, CONTROL JOINTS, FLASHINGS, PENETRATIONS, DISSIMILAR MATERIALS, ETC. TYPICAL SEALANT LOCATIONS ARE NOTED ON THE ELEVATIONS. SEE DETAILS ON SHEETS 5 AND 6. EXCLUDES SEALANTS AT THE SKYLIGHTS.
- 2 REPAIR FLASHING AT FRONT BAY WINDOWS.
- 3 RESET ALL CONCRETE CAP STONES WITH NEW FLASHING.
- 4 REMOVE, RESEAL, AND RESET (2) OPERABLE WINDOW UNITS.
- 5 CLEAN VISIBLE DEBRIS AND INSTALL MASONRY WATER REPELLENT AT STEM WALLS AND CONCRETE CAPS.
- 6 REMOVE AND REPLACE ALL EXISTING EXTERIOR SEALANTS AND GASKETS AT THE SKYLIGHT ASSEMBLIES INCLUDING AT GLAZING, FRAMING, FLASHINGS, AND TERMINATIONS.
- 7 SPOT BRICK REPLACEMENT QTY: 75 BRICK, CONFIRM WITH ENGINEER.
- 8 SPOT TUCKPOINTING QTY: 1,400 SF, CONFIRM WITH ENGINEER.
- 9 PAINT ALL EXPOSED STEEL LINTELS AT ALL WINDOWS, DOORS, AND MASONRY WALL OPENINGS.

ALTERNATE WORK ITEMS:

- ALT) REPLACE THROUGH WALL FLASHING ABOVE SKYLIGHTS. SEE DETAIL 1R/5.

CONSULTANTS:

CERTIFICATION:

I hereby certify that this drawing was prepared by me or under my direct supervision and that I am a duly Licensed Professional Engineer under the laws of the State of Minnesota.

Sign: _____
Date: _____
Registration Number: _____

Project Number: 22-8040-001

Date: 01/19/2023

Drawn: OV

Checked: MAB

Scale: AS NOTED

REVISIONS:

PROJECT:

GRAND RAPIDS LIBRARY
FACADE REPAIR DESIGN
140 NE 2ND STREET
GRAND RAPIDS, MN

SHEET TITLE:

ELEVATIONS

SHEET NUMBER:

4

CONSULTANTS:

CERTIFICATION:

I hereby certify that this drawing was prepared by me or under my direct supervision and that I am a duly Licensed Professional Engineer under the laws of the State of Minnesota.

Sign: _____
Date: _____
Registration Number: _____

Project Number: 22-8040-001
Date: 01/19/2023
Drawn: OV
Checked: MAB
Scale: AS NOTED

REVISIONS:

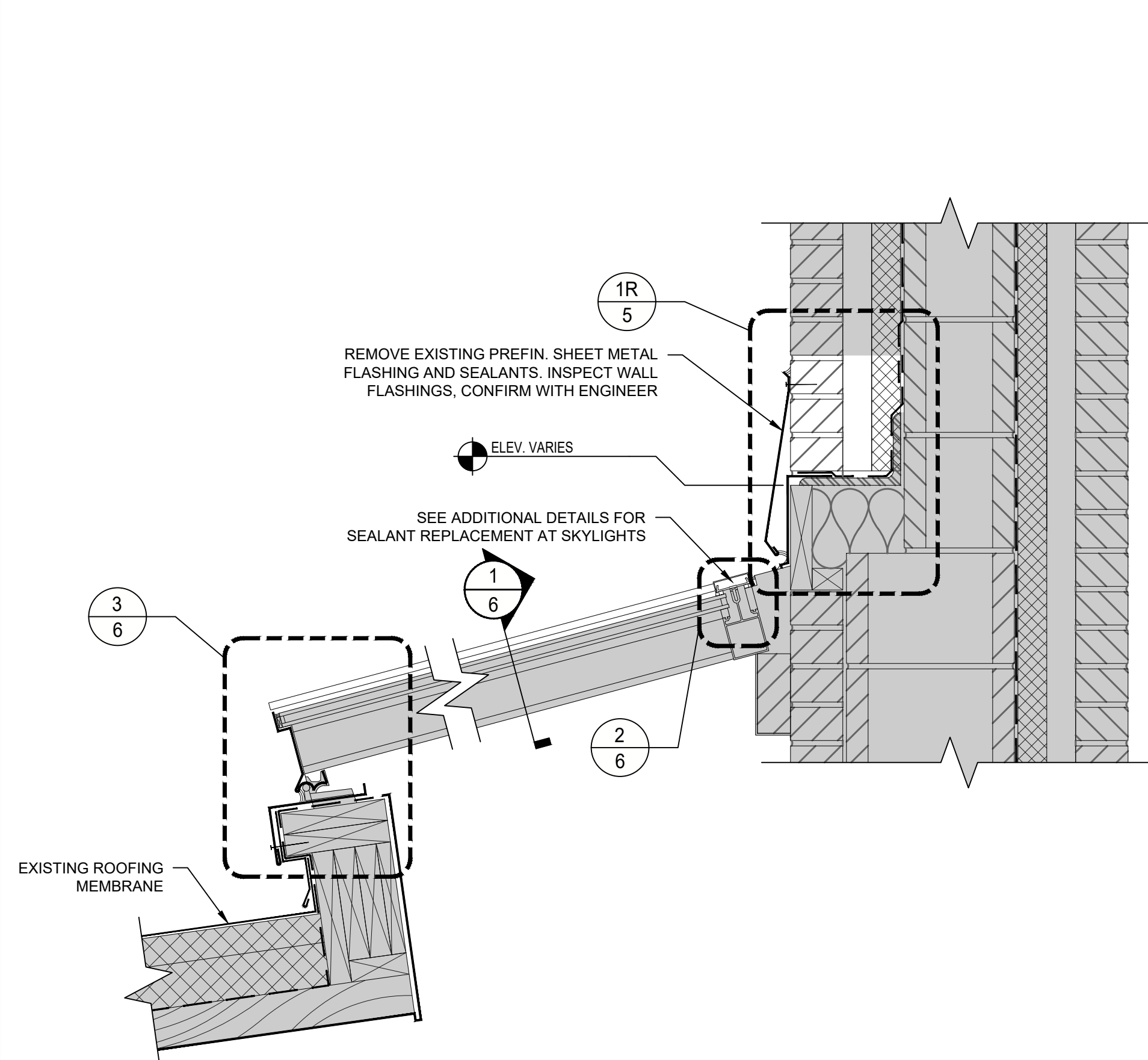
PROJECT:

GRAND RAPIDS LIBRARY
FACADE REPAIR DESIGN
140 NE 2ND STREET
GRAND RAPIDS, MN

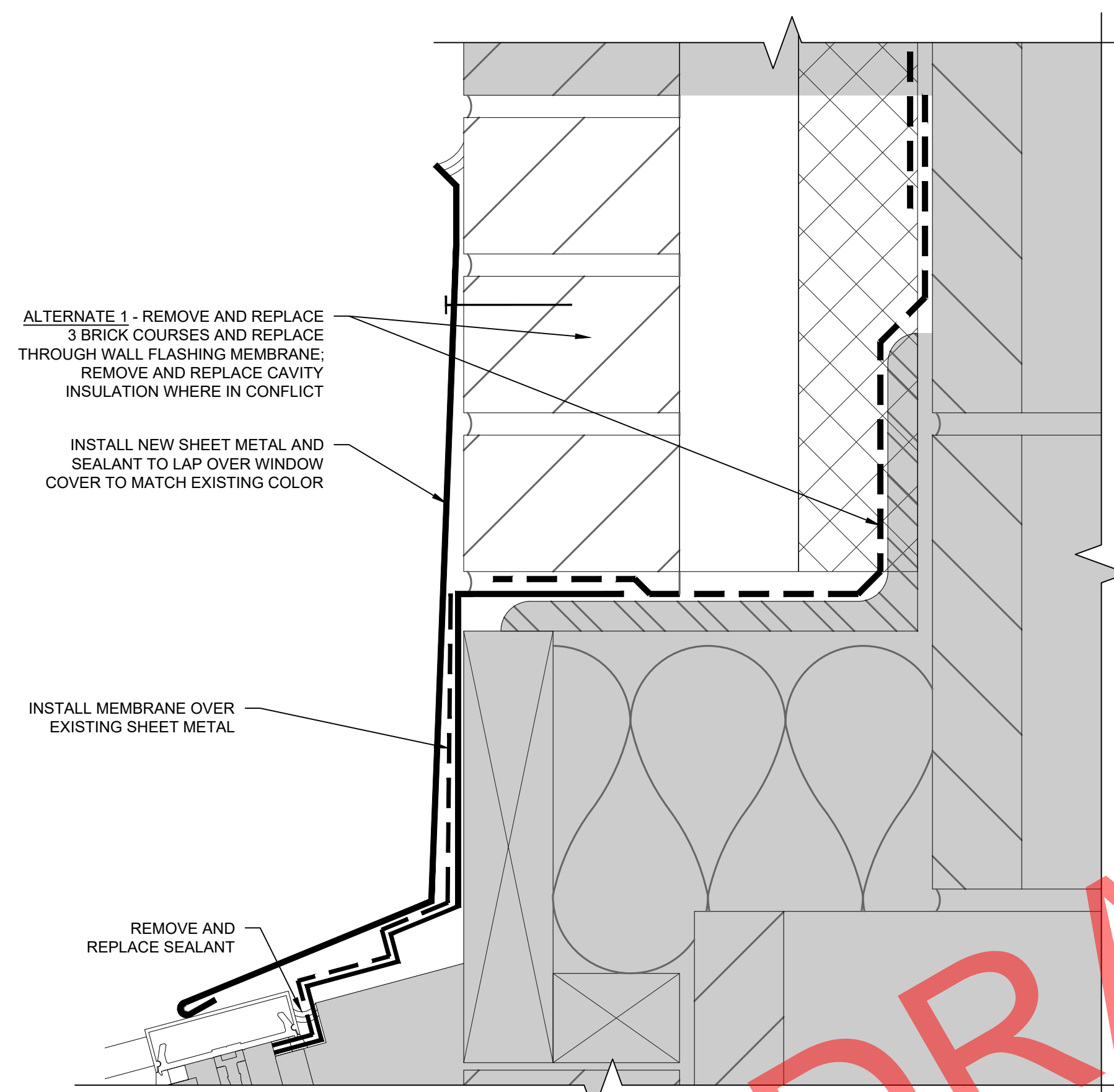
SHEET TITLE:
DETAILS

SHEET NUMBER:

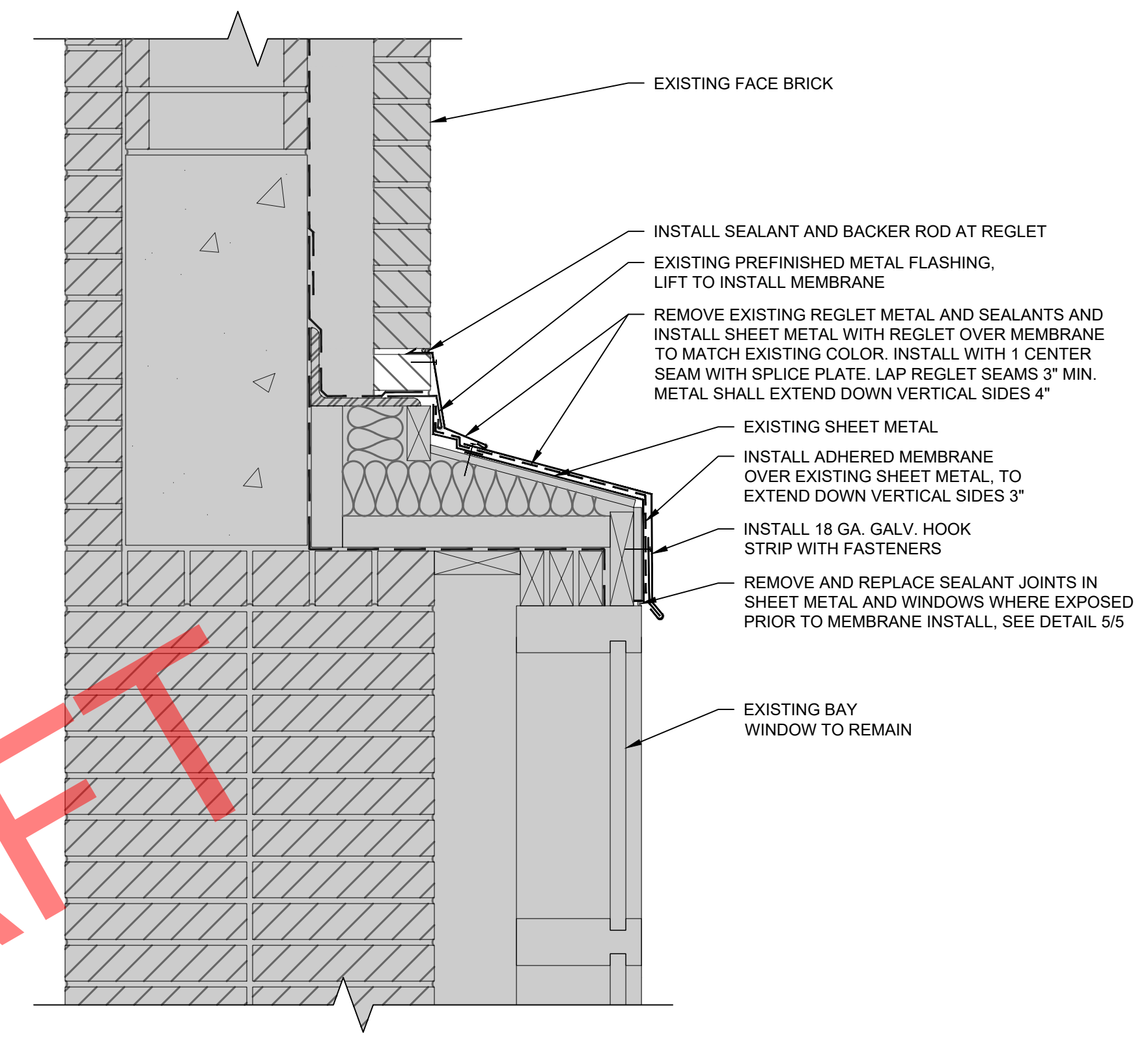
5



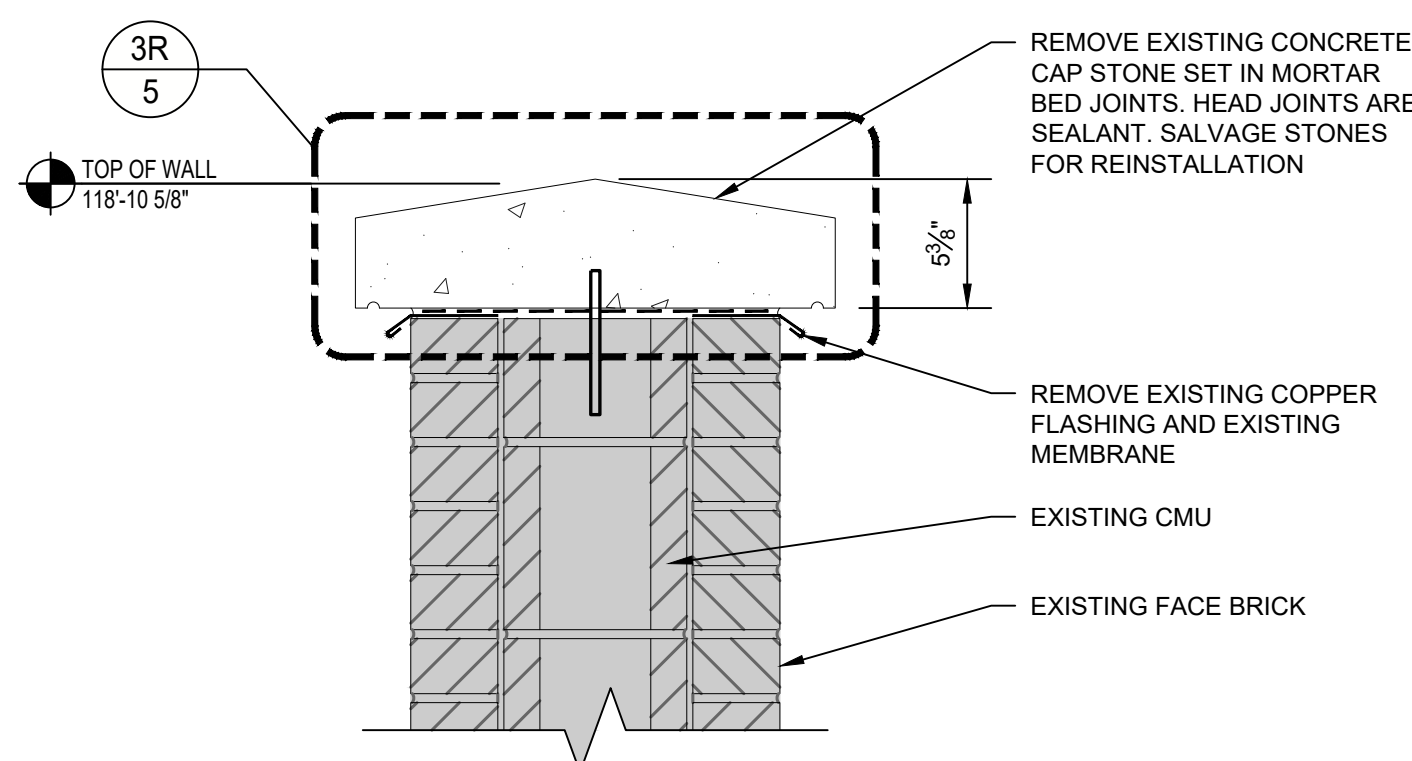
1 WALL AT SKYLIGHTS - EXISTING
SCALE: 1-1/2" = 1'-0"



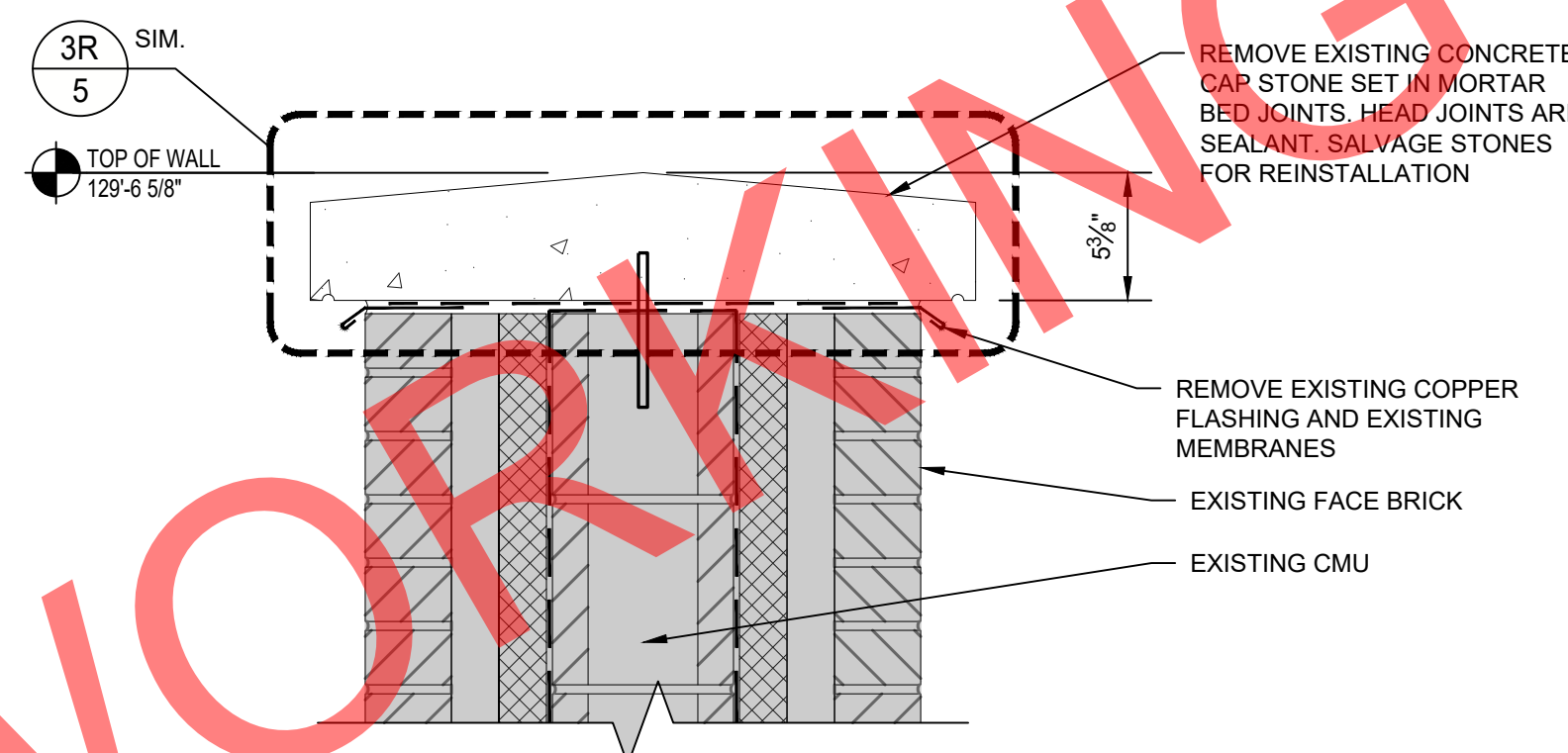
1R WALL AT SKYLIGHTS - REPAIR
SCALE: 6" = 1'-0"



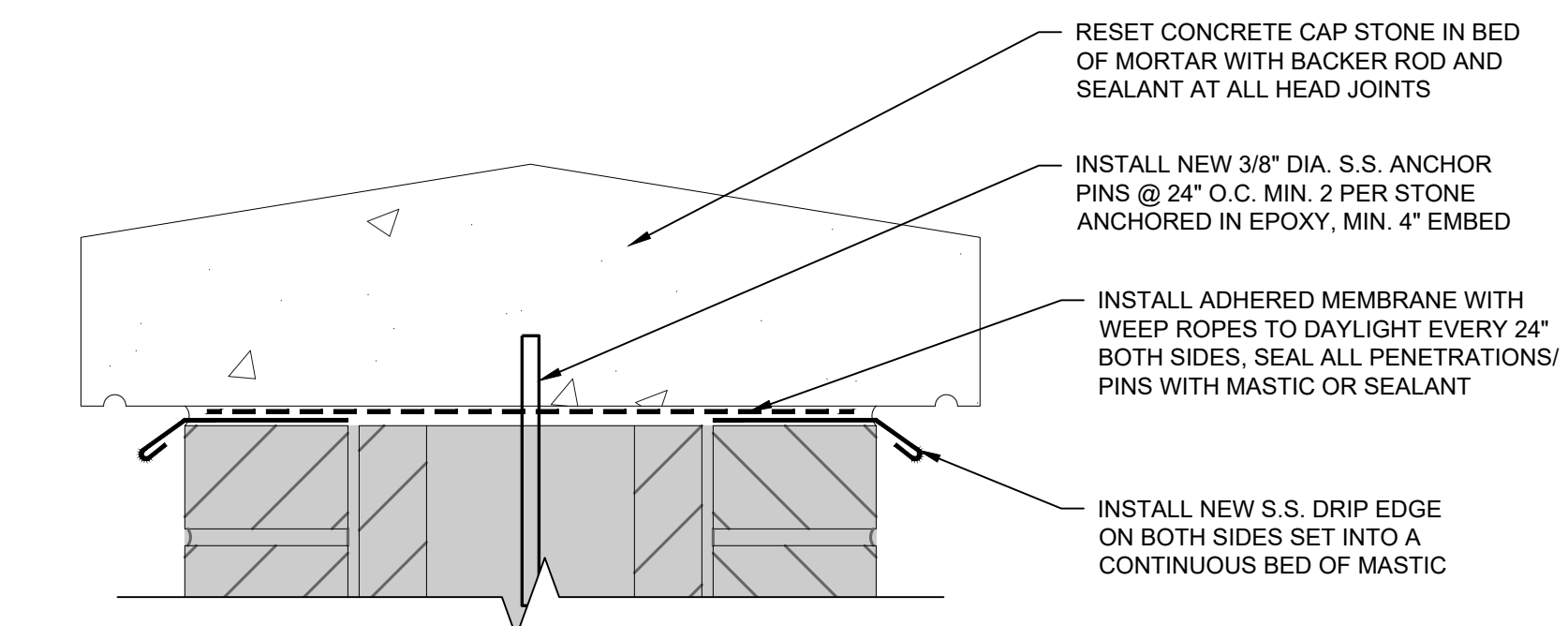
2 BAY WINDOW HEAD DETAIL - DEMO AND REPAIR
SCALE: 1-1/2" = 1'-0"



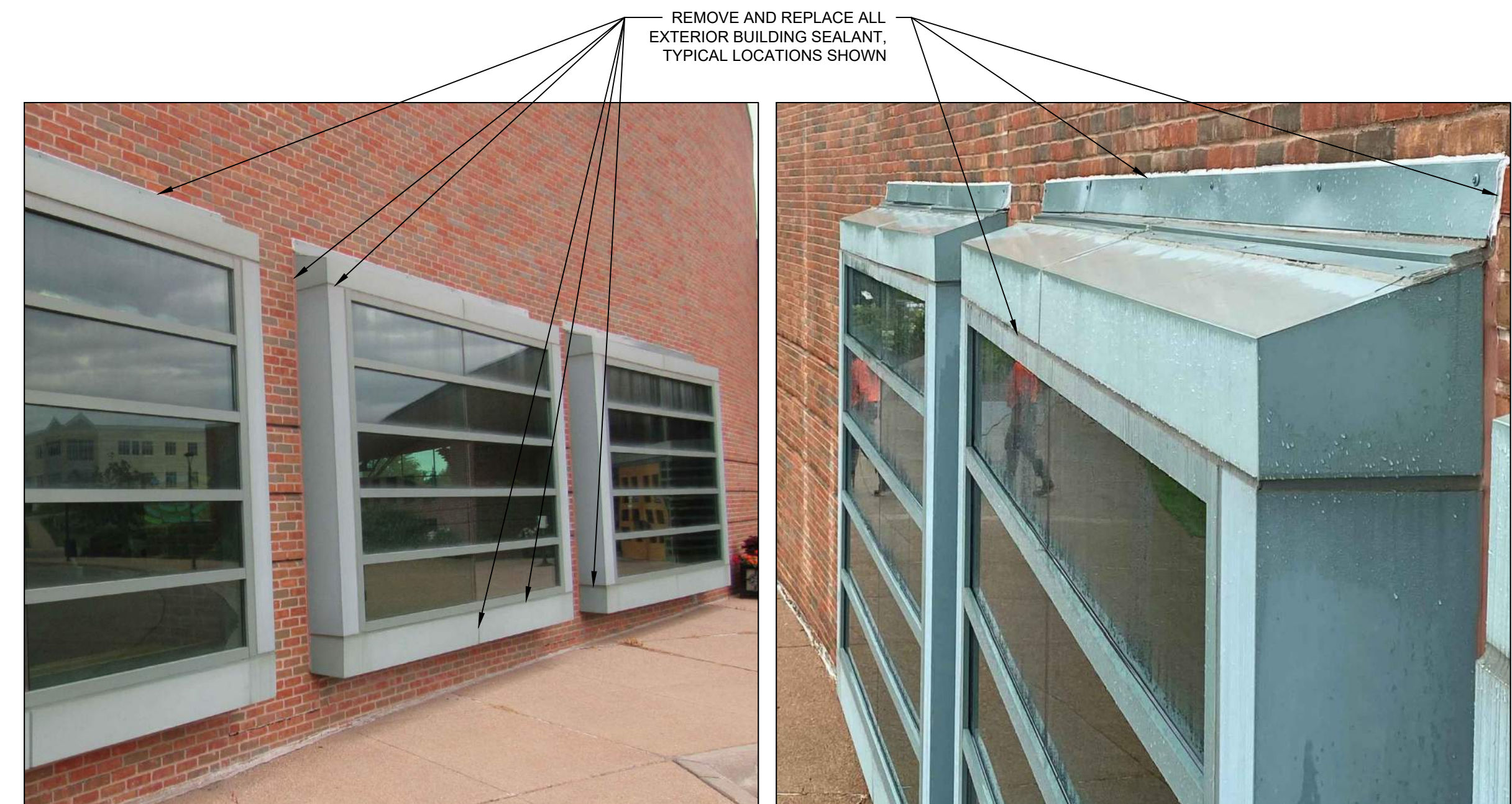
3 PARAPET AT NORTH WALL - DEMO
SCALE: 1-1/2" = 1'-0"



4 PARAPET AT CENTER STEM WALL - DEMO
SCALE: 1-1/2" = 1'-0"

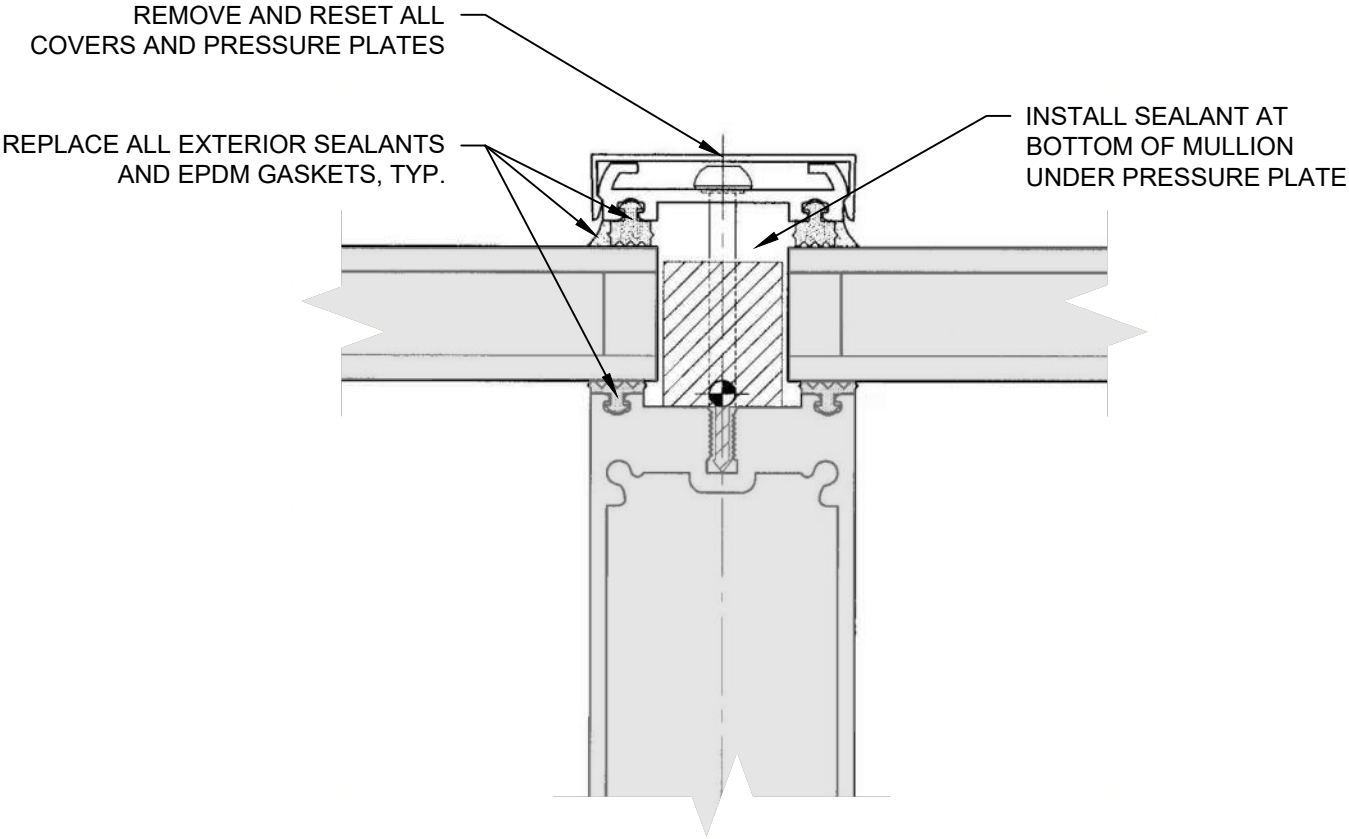


3R PARAPET AT NORTH WALL - REPAIR
SCALE: 3" = 1'-0"



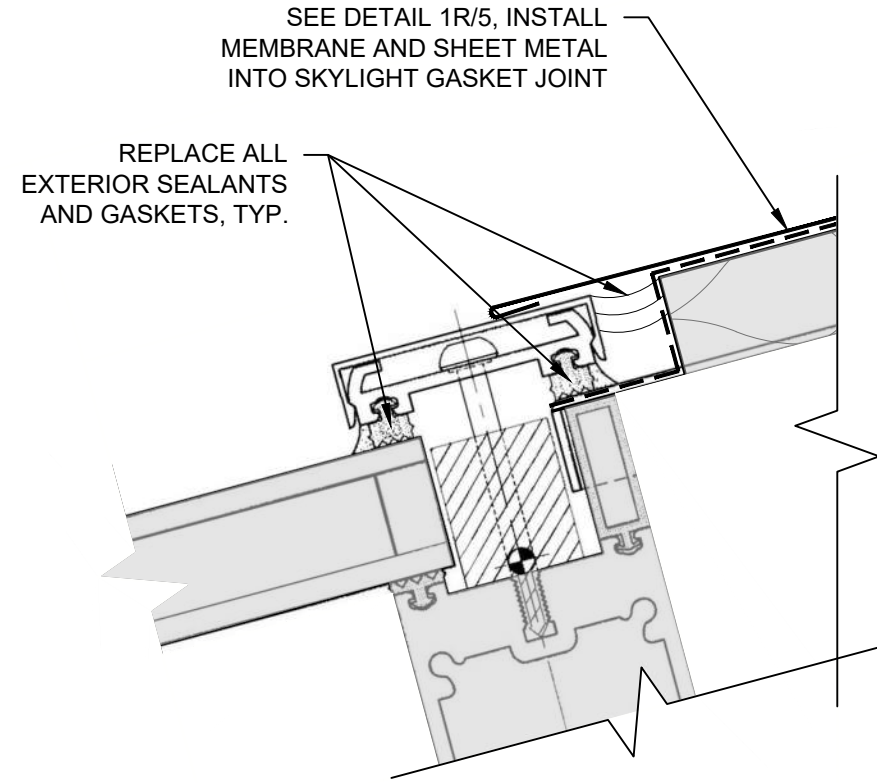
5 BAY WINDOW DETAILS
SCALE: NTS

NOTE:
ALL SEALANTS AT SKYLIGHT GLAZING SHALL BE SILICONE. ADDITIONAL SEALANTS HAVE BEEN INSTALLED AT THE SKYLIGHTS INTERMITTENTLY FOR MAINTENANCE REPAIRS THAT SHALL BE REMOVED. REINSTALL SEALANTS AS SHOWN ON DETAILS.



1 SKYLIGHT MULLION/RAFTER SECTION FOR WORK ITEM 6
6 SCALE: 6" = 1'-0"

NOTE:
ALL SEALANTS AT SKYLIGHT GLAZING SHALL BE SILICONE. ADDITIONAL SEALANTS HAVE BEEN INSTALLED AT THE SKYLIGHTS INTERMITTENTLY FOR MAINTENANCE REPAIRS THAT SHALL BE REMOVED. REINSTALL SEALANTS AS SHOWN ON DETAILS.



2 SKYLIGHT HEAD SECTION FOR WORK ITEM 6
6 SCALE: 6" = 1'-0"

REMOVE AND REPLACE SEALANTS

REMOVE AND REPLACE SEALANTS AT ALL FRAME JOINTS, TYP.

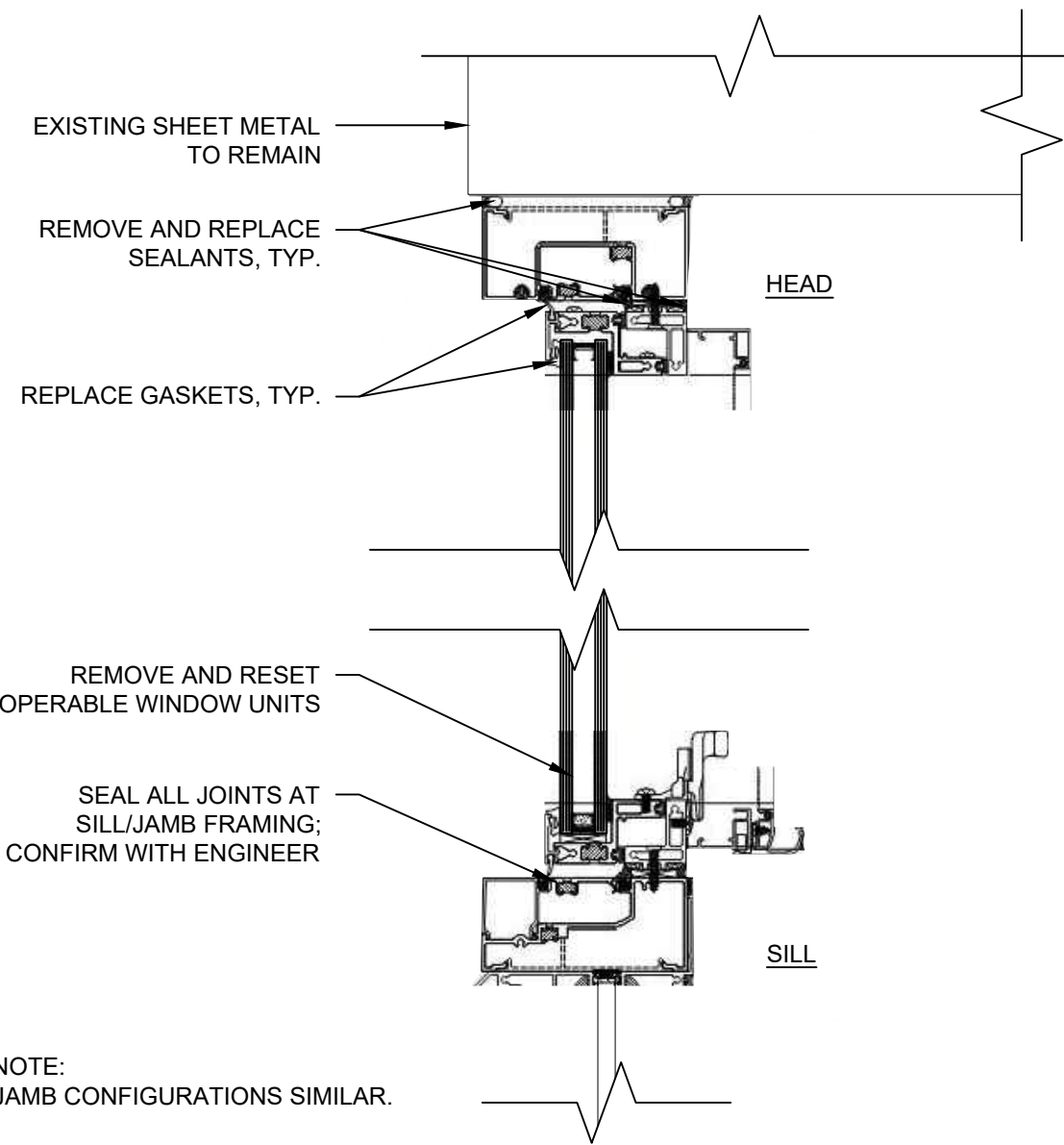
REMOVE AND REPLACE SEALANTS

NOTE:
ALL SEALANTS AT SKYLIGHT GLAZING SHALL BE SILICONE. ADDITIONAL SEALANTS HAVE BEEN INSTALLED AT THE SKYLIGHTS INTERMITTENTLY FOR MAINTENANCE REPAIRS THAT SHALL BE REMOVED. REINSTALL SEALANTS AS SHOWN ON DETAILS.

3 SKYLIGHT SILL SECTION FOR WORK ITEM 6
6 SCALE: 6" = 1'-0"



4 WINDOW RESET DETAILS
6 SCALE: NTS



NOTE:
JAMB CONFIGURATIONS SIMILAR.

5 OPERABLE WINDOW SECTIONS
6 SCALE: 6" = 1'-0"

REMOVE AND REPLACE ALL EXTERIOR BUILDING SEALANT, TYPICAL LOCATIONS SHOWN



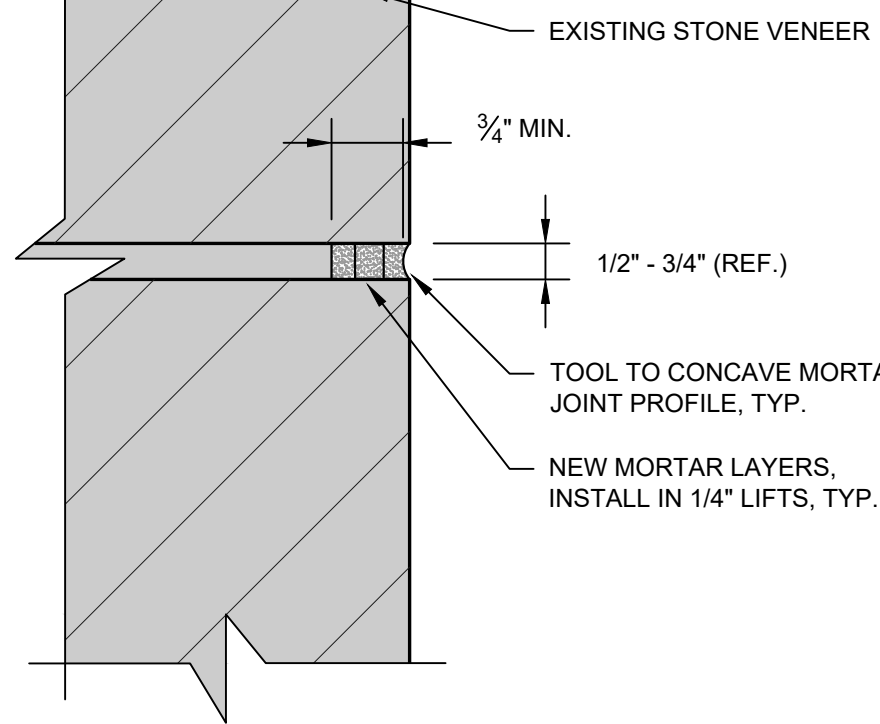
REMOVE AND REPLACE ALL EXTERIOR BUILDING SEALANT, TYPICAL LOCATIONS SHOWN



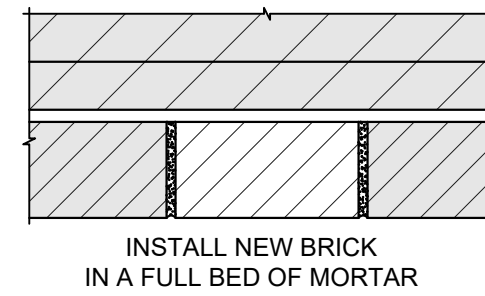
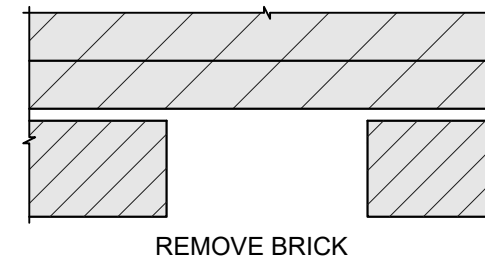
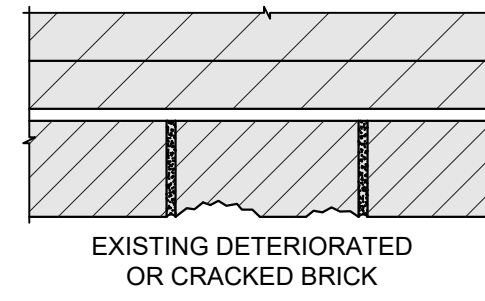
6 TYPICAL SEALANT DETAILS
6 SCALE: NTS

NOTE:

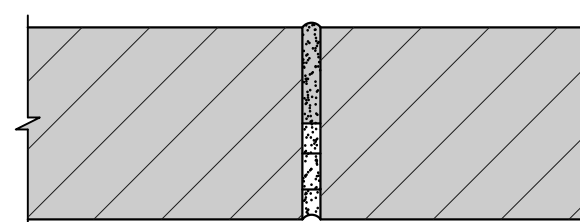
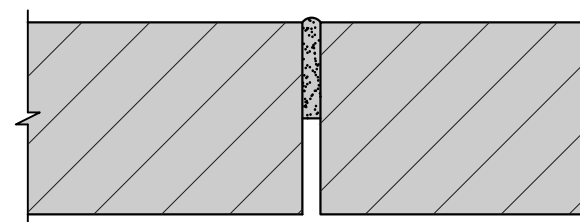
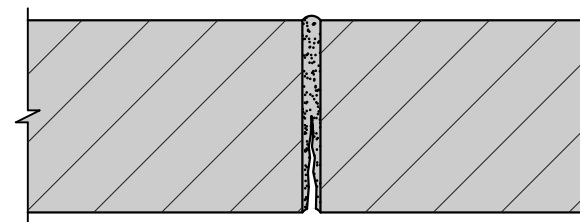
REMOVE DETERIORATED MORTAR. REMOVE ADDITIONAL MORTAR UNTIL SOUND MORTAR IS ENCOUNTERED.



7 TYPICAL MASONRY TUCKPOINTING
6 SCALE: NTS



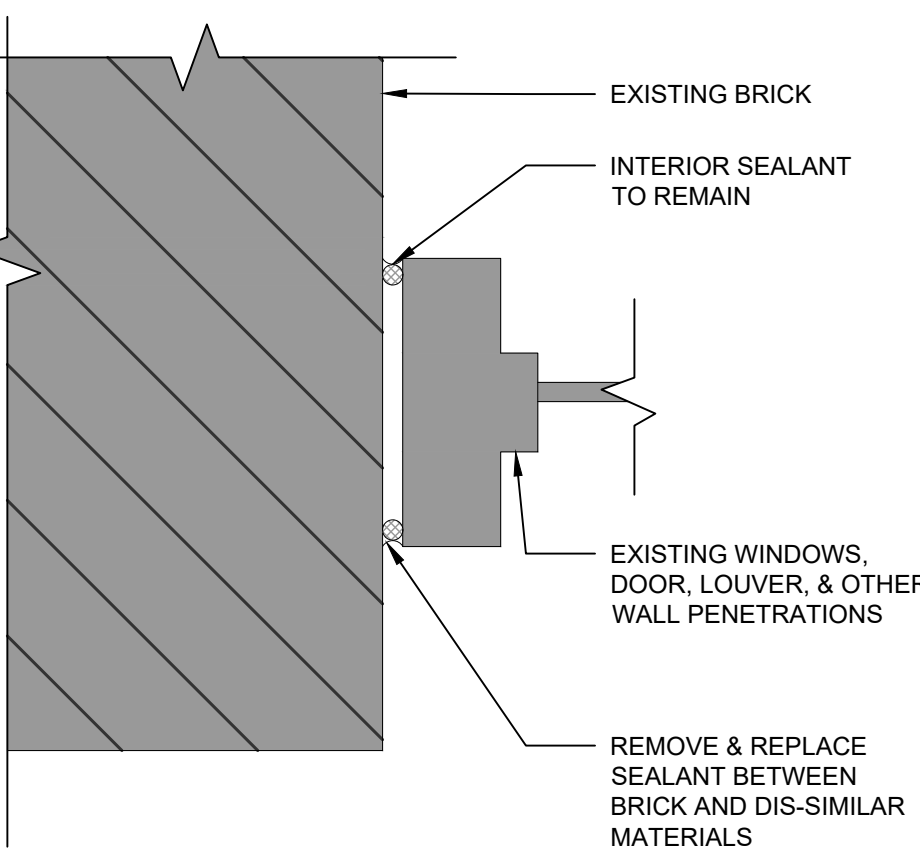
8 INDIVIDUAL BRICK REPLACEMENT
6 SCALE: NTS



NOTES:

1. STRIKE ALL JOINTS W/ CONCAVE BARREL PROFILE
2. REMOVE DETERIORATED MORTAR UNTIL SOUND MORTAR IS ENCOUNTERED.
3. EXISTING MASONRY JOINTS MAY CONTAIN SEALANT AND FOIL TAPE WHICH SHALL BE REMOVED ENTIRELY TO REPAIR JOINTS.

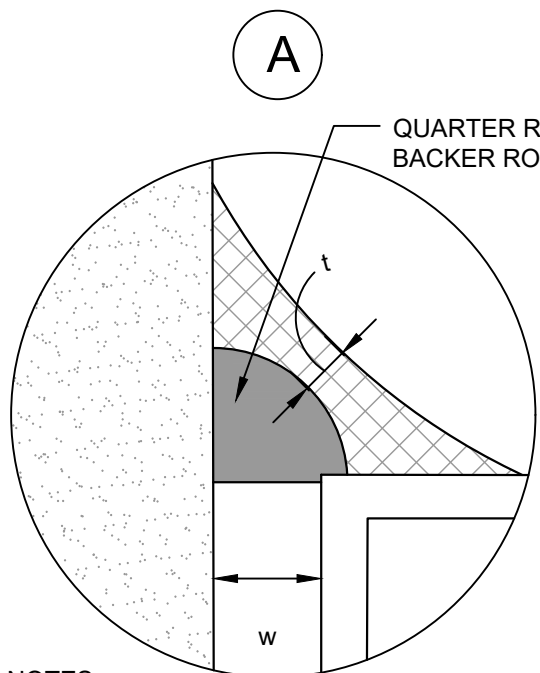
11 TYP. TUCK-POINTING REPAIR
6 SCALE: NTS



NOTE:

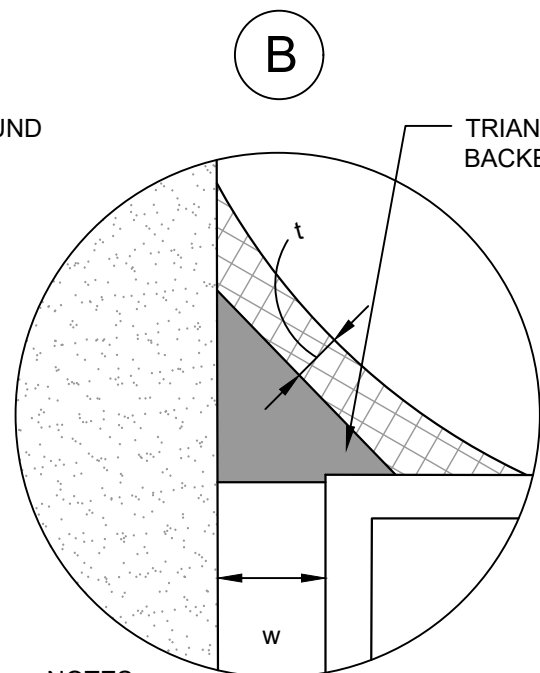
1. CLEAN AND PRIME SURFACE TO RECEIVE SEALANT IN ACCORDANCE WITH MANUFACTURER'S INSTALLATION REQUIREMENTS
2. INSTALL CLOSED-CELL BACKER ROD (WHERE A GAP IS PRESENT)

10 SEALANT REPLACEMENT
6 SCALE: NTS



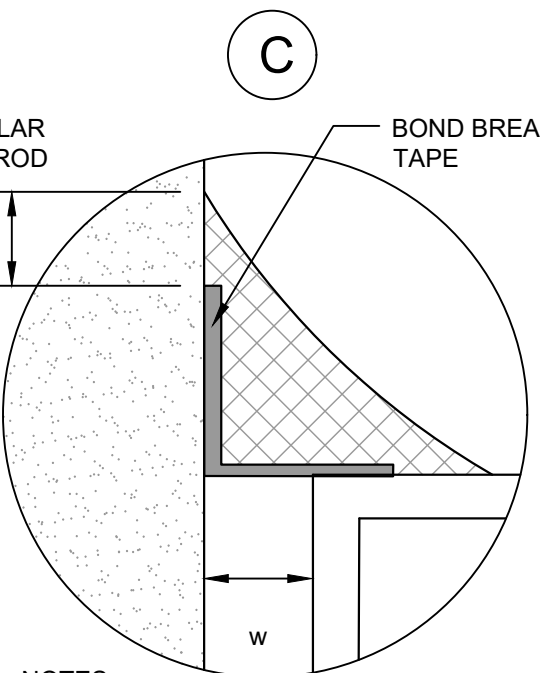
NOTES:

- 1) FOR ANGLE BEADS:
t = 1/4", MIN.
w = SPECIFIED BY SEALANT SUPPLIER BUT NOT LESS THAN 1/8"



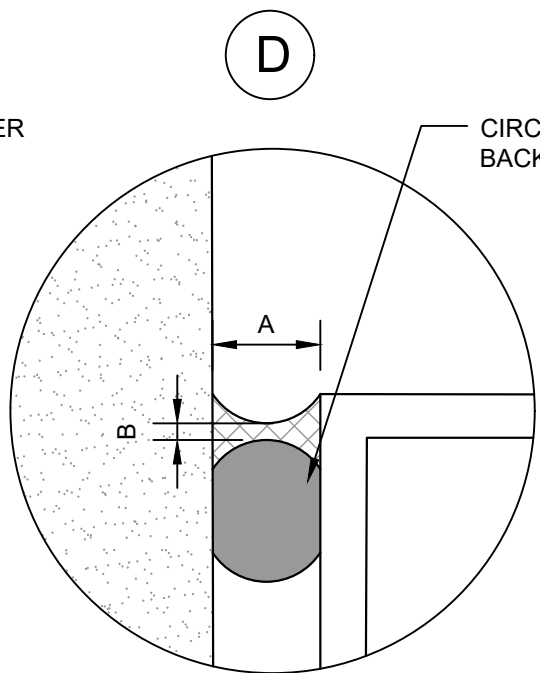
NOTES:

- 1) FOR ANGLE BEADS:
t = 1/4", MIN.
w = SPECIFIED BY SEALANT SUPPLIER BUT NOT LESS THAN 1/8"



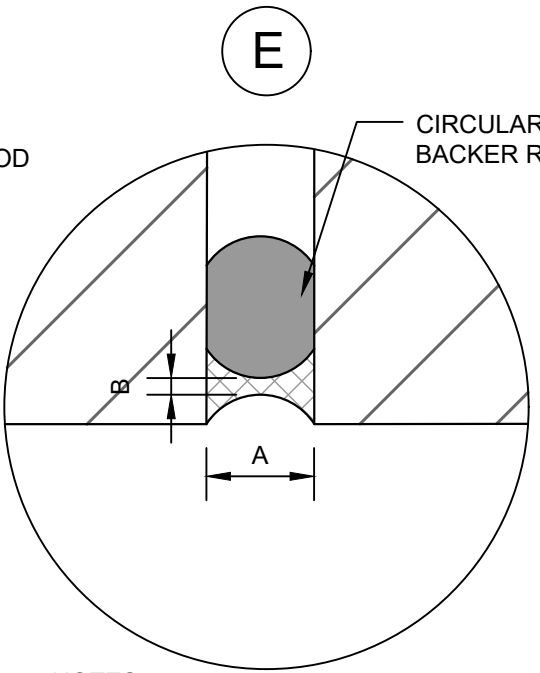
NOTES:

- 1) FOR ANGLE BEADS:
t = 1/4", MIN.
w = SPECIFIED BY SEALANT SUPPLIER BUT NOT LESS THAN 1/8"



NOTES:

- 1) RATIO A/B SHALL BE 2:1
- 2) "A" DIMENSION SHALL BE 1" MAX.
- 3) "B" DIMENSION SHALL BE 1/4" MIN., U.N.O.



NOTES:

- 1) RATIO A/B SHALL BE 2:1
- 2) "A" DIMENSION SHALL BE 1" MAX.
- 3) "B" DIMENSION SHALL BE 1/4" MIN., U.N.O.

9 TYPICAL SEALANT DETAILS
6 SCALE: NTS

CONSULTANTS:

CERTIFICATION:

I hereby certify that this drawing was prepared by me or under my direct supervision and that I am a duly Licensed Professional Engineer under the laws of the State of Minnesota.

Signature: _____
Date: _____
Registration Number: _____

Project Number: 22-8040-001
Date: 01/19/2023
Drawn: OV
Checked: MAB
Scale: AS NOTED

REVISIONS:

PROJECT:

GRAND RAPIDS LIBRARY
FACADE REPAIR DESIGN
140 NE 2ND STREET
GRAND RAPIDS, MN

SHEET TITLE:
DETAILS

SHEET NUMBER:

6