



**GRAND RAPIDS
PUBLIC UTILITIES**

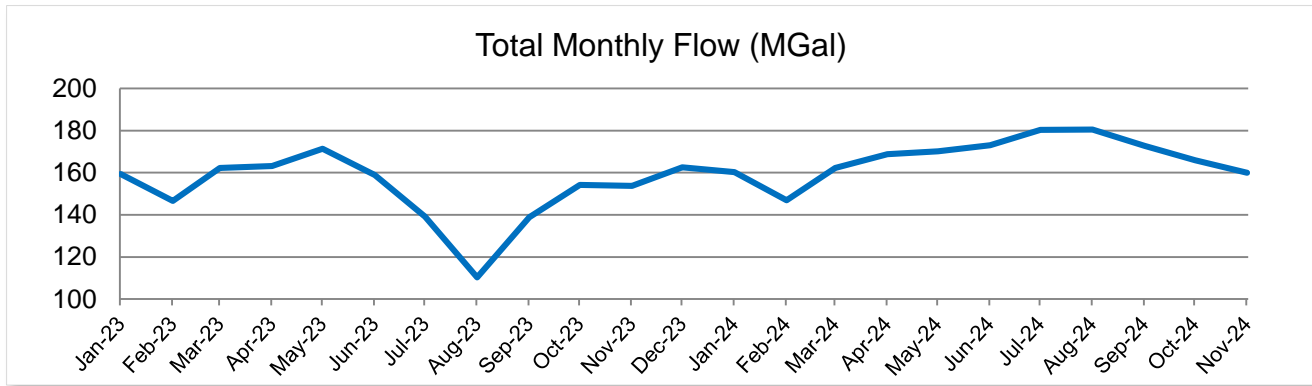
Service is Our Nature

500 SE Fourth Street • Grand Rapids, Minnesota 55744

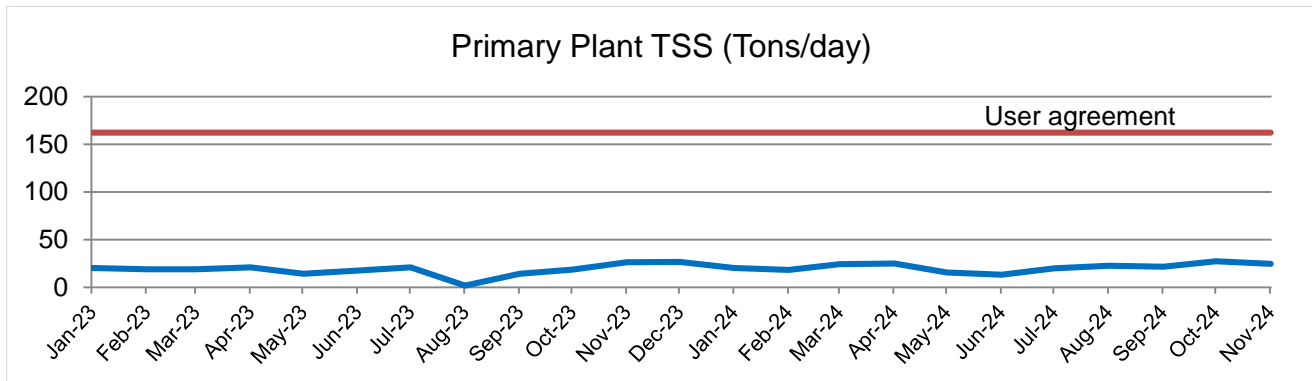
WASTEWATER UTILITY MONTHLY REPORT December 2024 Commission Meeting

Wastewater Operations

The Wastewater Treatment Plant (WWTP) met all National Pollutant Discharge Elimination System (NPDES) permit requirements last month. We treated 160 million gallons of water removing 99.9% of the Total Suspended Solids (TSS) and 99.4% Biochemical Oxygen Demand (cBOD).



| | Design Limits (monthly AVG) | Actual Results |
|----------------------|--------------------------------|----------------|
| <u>Primary Plant</u> | | |
| Flow (MGD) | 13.25 | 4.1 |
| TSS (Tons/day) | 162 | 24.5 |
| TSS Peak (Tons/Day) | 284 | 57.0 |

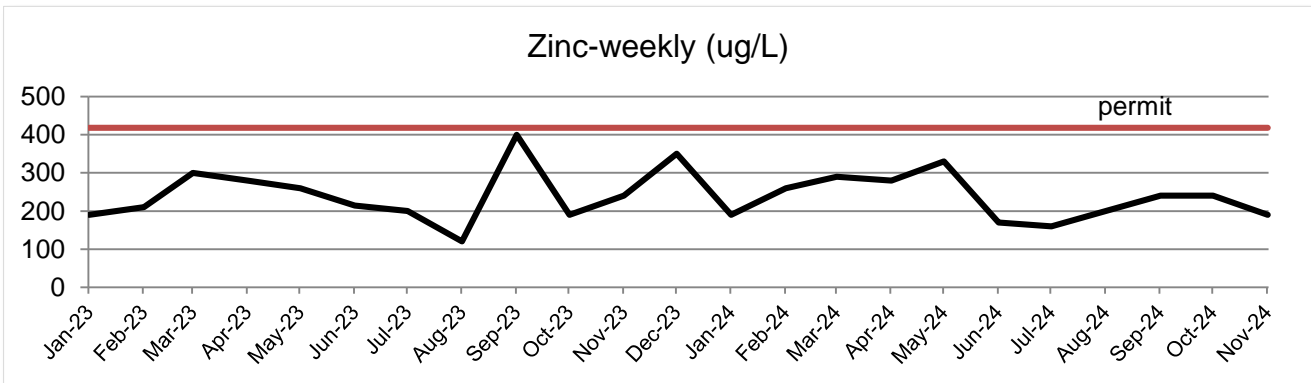
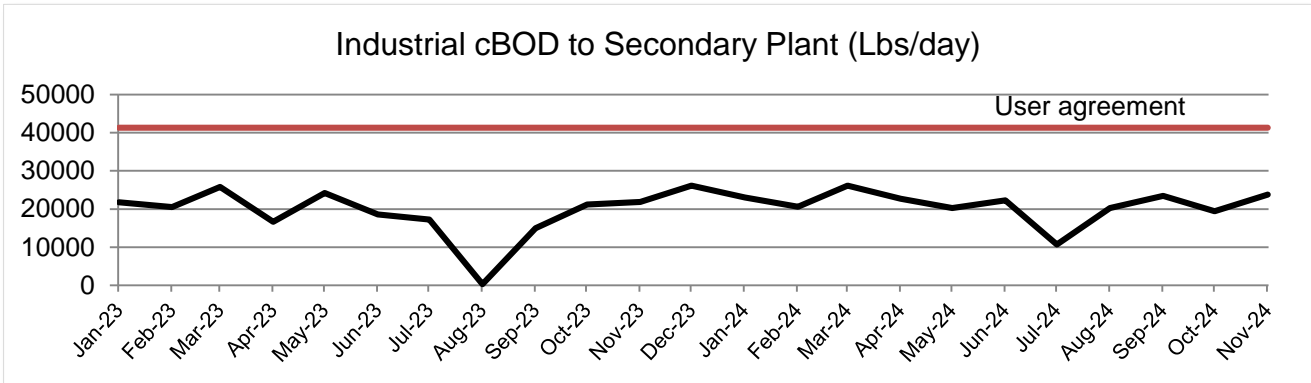


Design Limits
(monthly AVG)

Actual Results

Secondary Plant

| | | |
|---------------------|--------|--------|
| Flow (MGD) | 15.25 | 5.3 |
| cBOD (lbs/Day) | 41,300 | 25,628 |
| Peak cBOD (lbs/Day) | 57,350 | 41,783 |
| Zinc-weekly (ug/L) | 418 | 190 |
| % GRPUC | | 28.7% |

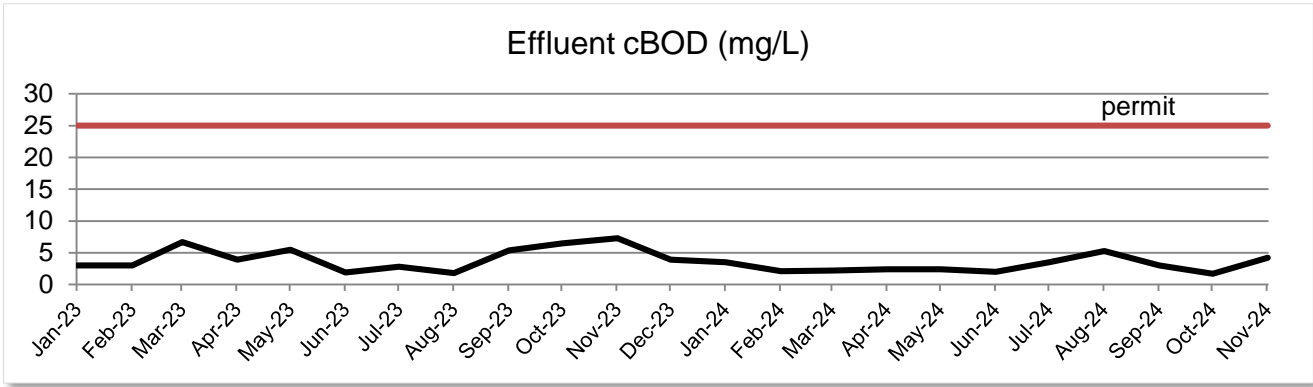
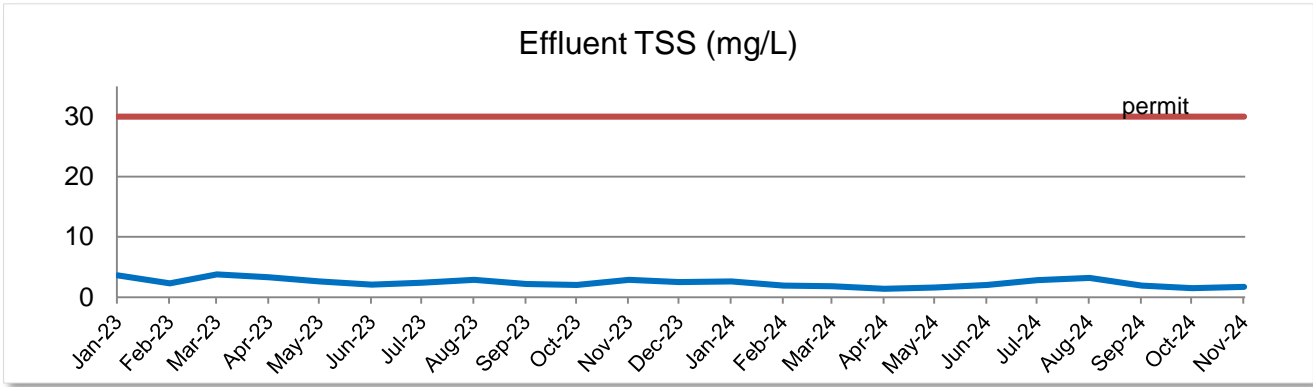


Permit Limits
(monthly AVG)

Actual Results

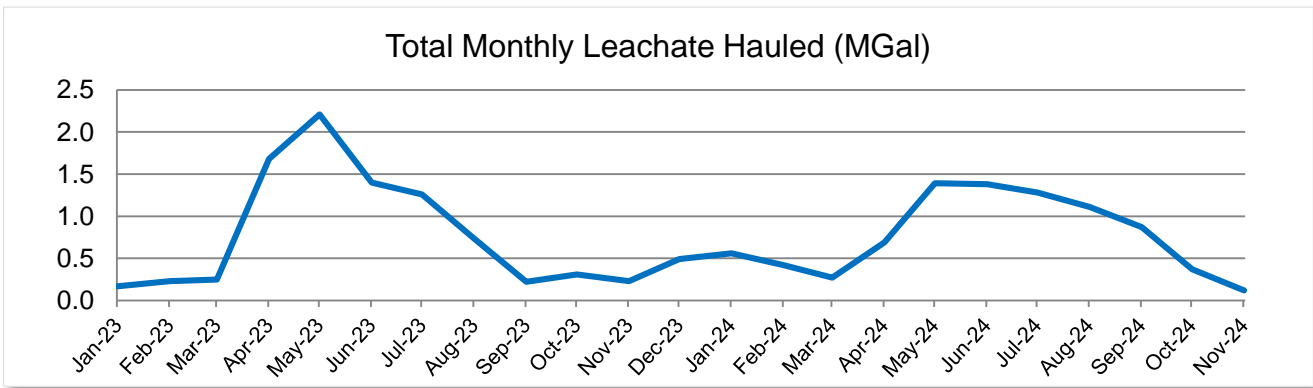
Effluent

| | | |
|-------------------------------|------|-----|
| TSS (mg/L) – monthly average | 30 | 1.7 |
| cBOD (mg/L) – monthly average | 25 | 4.2 |
| Dissolved Oxygen (mg/L) | >1.0 | 8.9 |



Sludge Landfill Operations

- 0.12 million gallons of leachate were hauled last month which is normal.
- 3156 cubic yards of sludge solids were hauled to the landfill



Capital and Operations Project Summary

| COMMISSION REPORT CONTENTS | | | | | | | | | | |
|----------------------------|------|--------------------------------|----------|-----------|----------|---------------|------------------|-------------|--|--|
| Agency | | | | | Amount | Percent Spent | Percent Complete | | | |
| Lead | Dept | Proj Desc | Proj # | Budget | Spent | (calc'd) | d | Status | Noted Issues / Highlights | |
| City | WWC | 3rd Ave NE, 7th St NE | WWCO2002 | \$270,000 | \$0 | 0% | 100% | Completed | | |
| GRPU | WWC | Jetting | | \$150,000 | \$15,000 | 10% | 20% | In Progress | Resumed NW, completed Cat 1. 2025 for NW | |
| GRPU | WWC | Lift Station 3 Controls Update | WWCO2403 | \$25,000 | \$25,000 | 100% | 100% | Completed | | |
| GRPU | WWC | Lift Station Pumps | WWCO2005 | \$35,000 | \$28,000 | 80% | 100% | Completed | | |
| GRPU | WWT | Septic Hauler Dump Station | WWDO2403 | \$553,500 | \$0 | 0% | 5% | In Progress | Working on Engineering/scope | |
| GRPU | WWT | Trash Compactor | WWDO2302 | \$90,000 | \$83,250 | 93% | 40% | In Progress | Unit is onsite. Electric started. | |

Status Definitions

- Not Started - no human or financial resources utilized
- In Progress - time or money spent on the project
- In Service - operational but final close out needed
- Completed - done and closed out
- On Hold - waiting on some type of significant action