

GRAND RAPIDS
PUBLIC UTILITIES

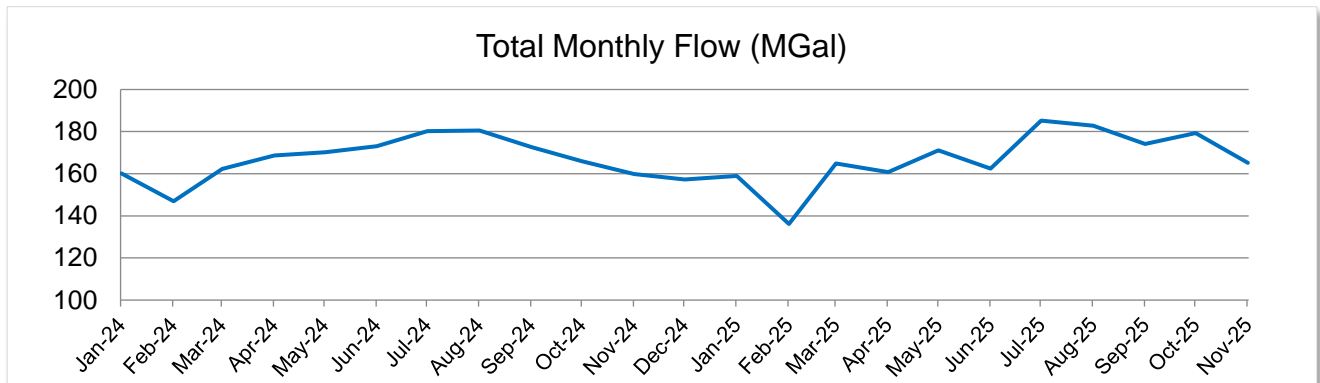
Service is Our Nature

500 SE Fourth Street • Grand Rapids, Minnesota 55744

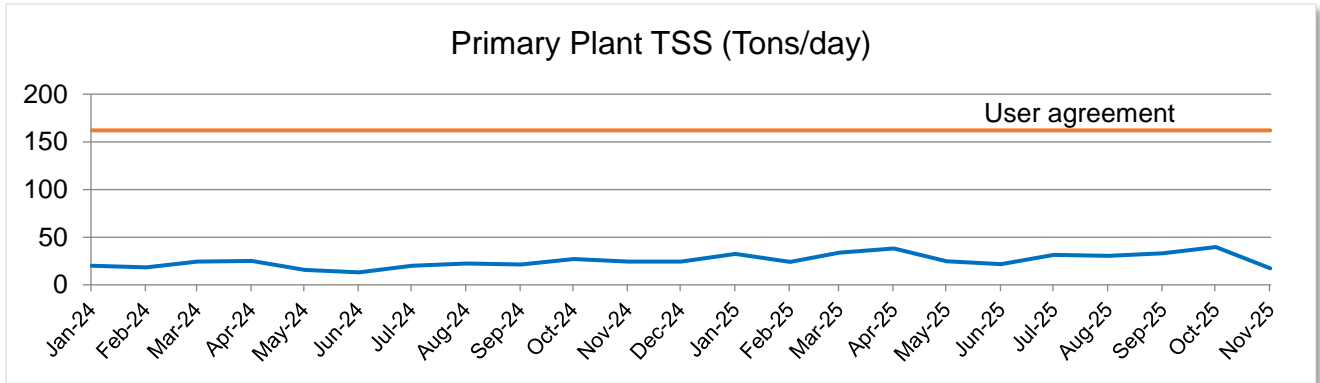
WASTEWATER MONTHLY ANALYSIS REPORT November 2025

Wastewater Operations

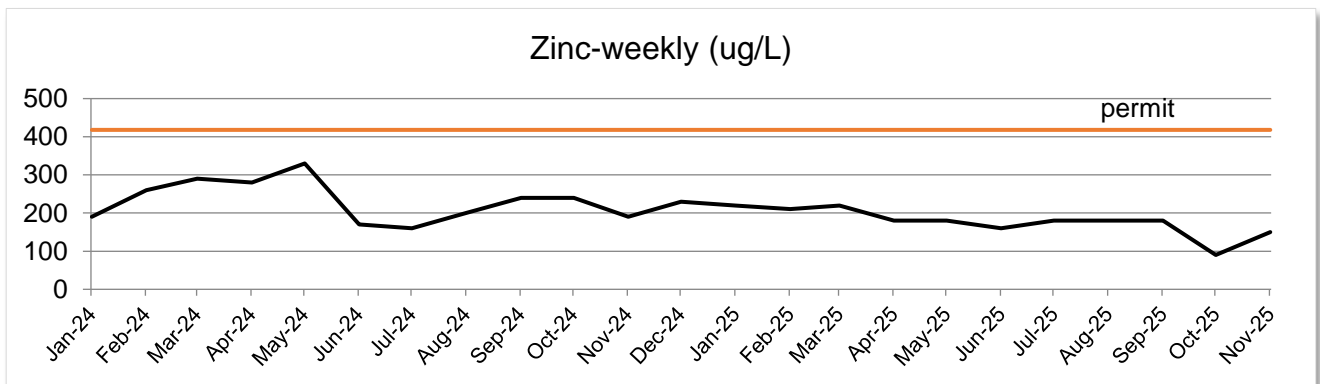
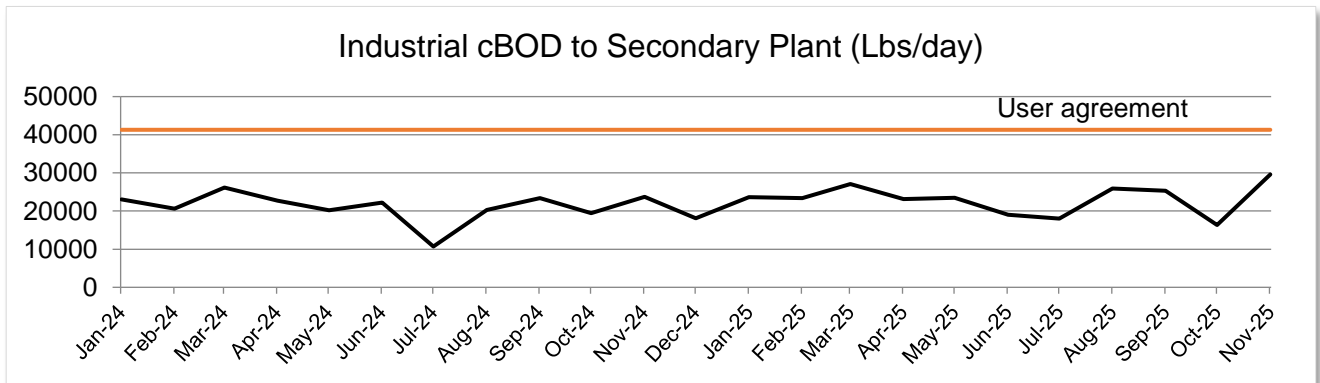
The Wastewater Treatment Plant (WWTP) met all National Pollutant Discharge Elimination System (NPDES) permit requirements last month while treating 165 million gallons of water removing 99.5% of the Total Suspended Solids (TSS) and 98.3% Biochemical Oxygen Demand (cBOD).



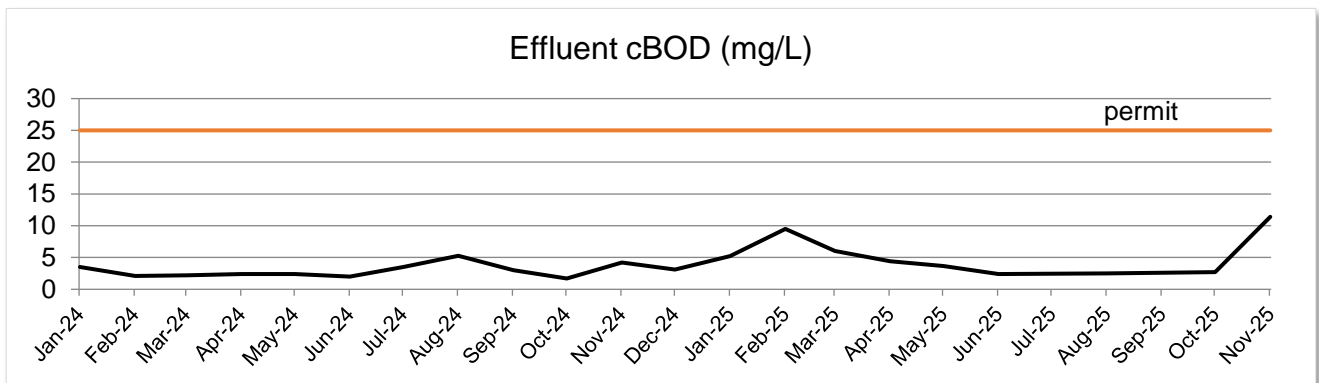
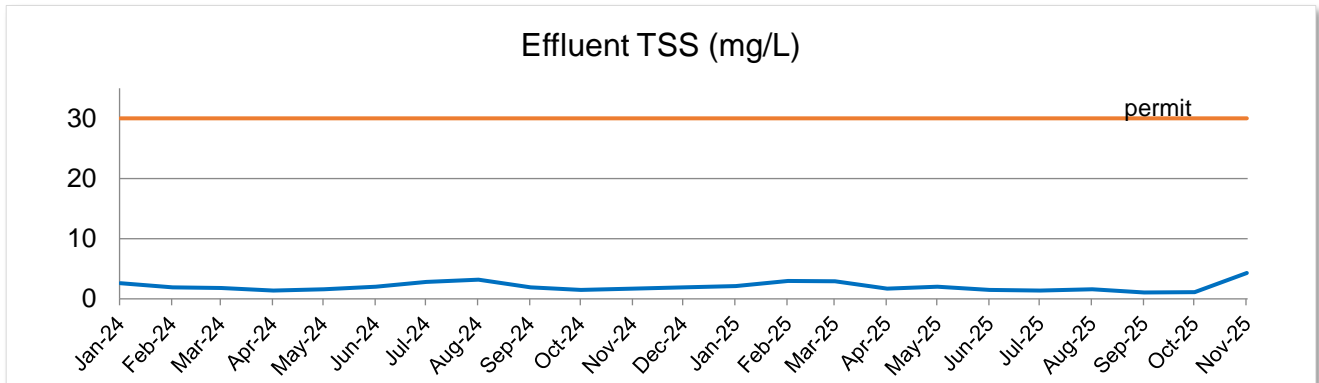
	Design Limits (monthly AVG)	Actual Results
<u>Primary Plant</u>		
Flow (MGD)	13.25	4.2
TSS (Tons/day)	162	17.3
TSS Peak (Tons/Day)	284	33.4



	Design Limits (monthly AVG)	Actual Results
Secondary Plant		
Flow (MGD)	15.25	5.5
cBOD (lbs/Day)	41,300	32,920
Peak cBOD (lbs/Day)	57,350	52,275
Zinc-weekly (ug/L)	418	150
% GRPUC		26.0%



<u>Effluent</u>	Permit Limits (monthly AVG)	Actual Results
TSS (mg/L) – monthly average	30	4.2
cBOD (mg/L) – monthly average	25	11.4
Dissolved Oxygen (mg/L)	>1.0	7.9



Sludge Landfill Operations

- 0.08 million gallons of leachate were hauled last month
- 3456 cubic yards of sludge solids were hauled to the landfill

