

GRAND RAPIDS
PUBLIC UTILITIES

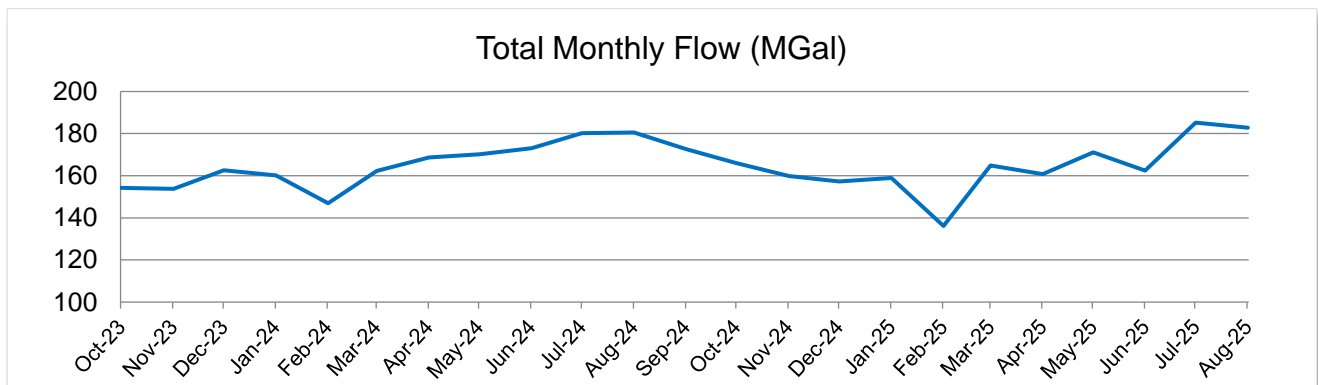
Service is Our Nature

500 SE Fourth Street • Grand Rapids, Minnesota 55744

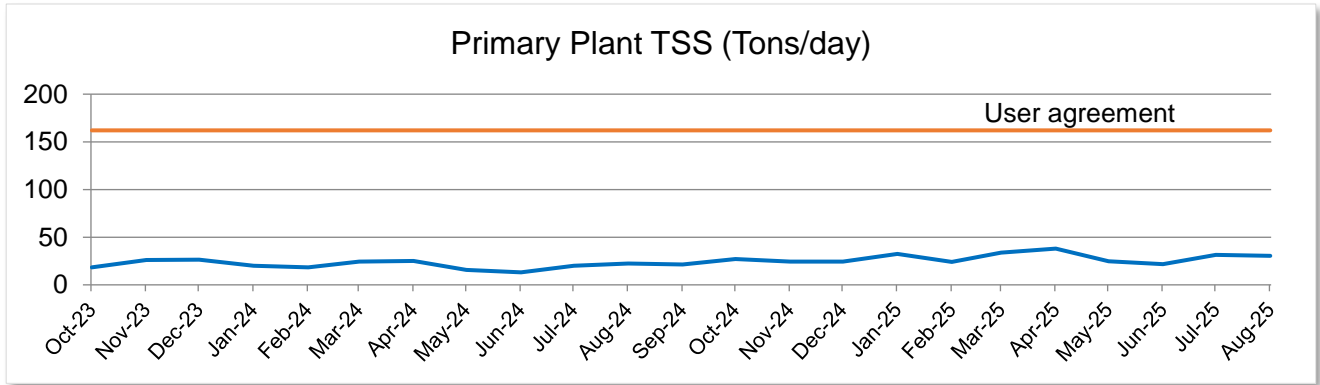
WASTEWATER MONTHLY ANALYSIS REPORT August 2025

Wastewater Operations

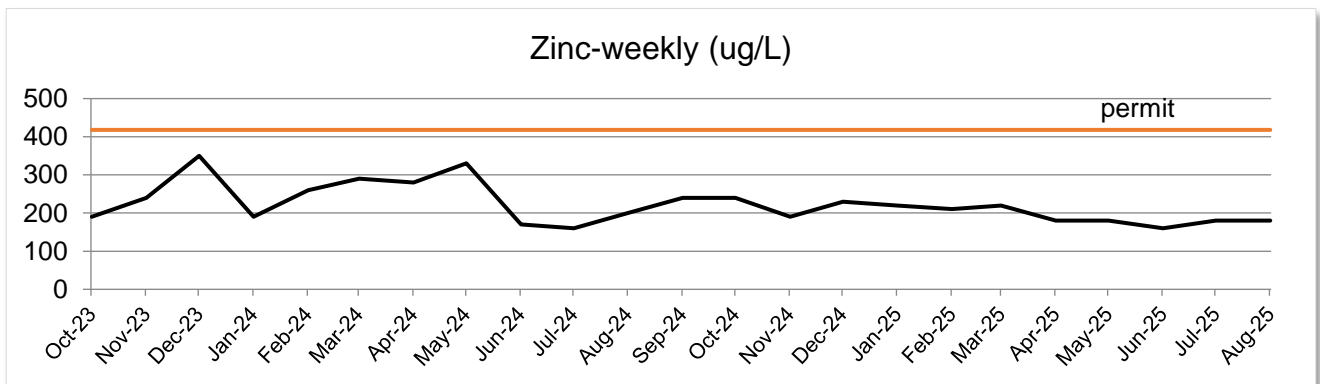
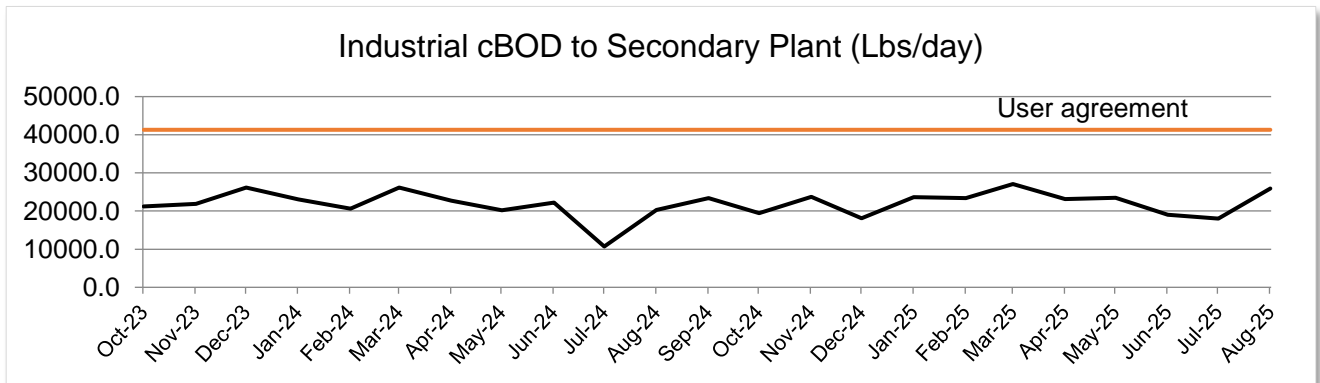
The Wastewater Treatment Plant (WWTP) met all National Pollutant Discharge Elimination System (NPDES) permit requirements last month while treating 183 million gallons of water removing 99.8% of the Total Suspended Solids (TSS) and 99.5% Biochemical Oxygen Demand (cBOD).



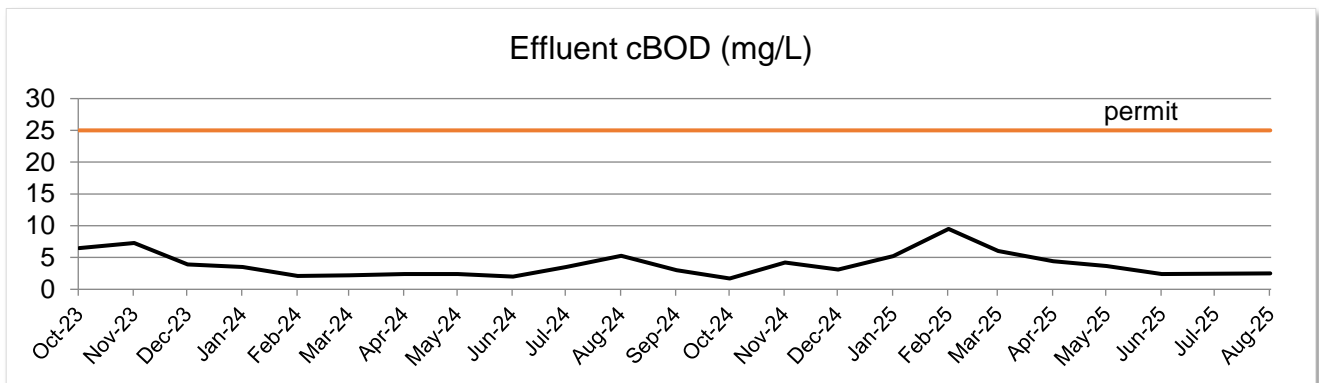
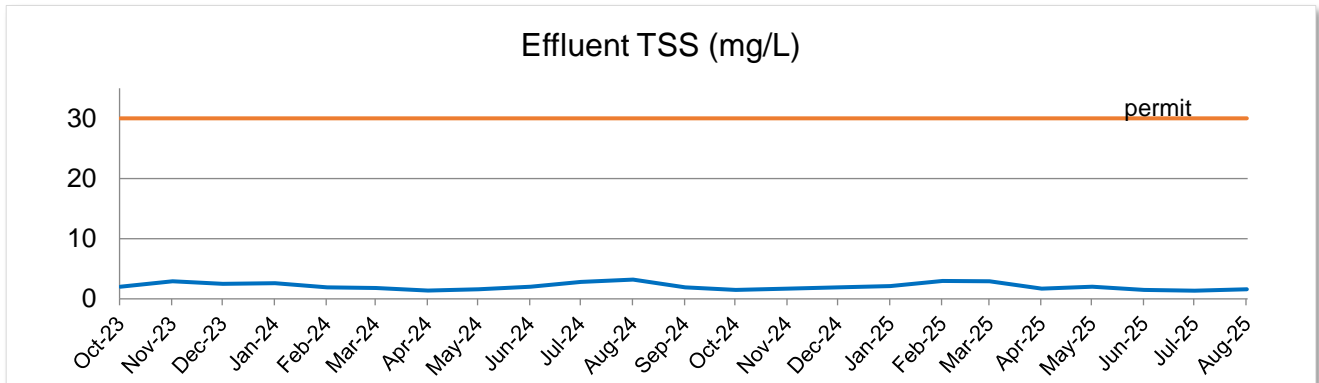
	Design Limits (monthly AVG)	Actual Results
<u>Primary Plant</u>		
Flow (MGD)	13.25	4.4
TSS (Tons/day)	162	30.3
TSS Peak (Tons/Day)	284	76.6



	Design Limits (monthly AVG)	Actual Results
Secondary Plant		
Flow (MGD)	15.25	5.9
cBOD (lbs/Day)	41,300	29,315
Peak cBOD (lbs/Day)	57,350	48,395
Zinc-weekly (ug/L)	418	180
% GRPUC		30.0%



<u>Effluent</u>	Permit Limits (monthly AVG)	Actual Results
TSS (mg/L) – monthly average	30	1.6
cBOD (mg/L) – monthly average	25	2.5
Dissolved Oxygen (mg/L)	>1.0	6.2



Sludge Landfill Operations

- 0.51 million gallons of leachate were hauled last month
- 4356 cubic yards of sludge solids were hauled to the landfill

