

**GRAND RAPIDS  
PUBLIC UTILITIES**

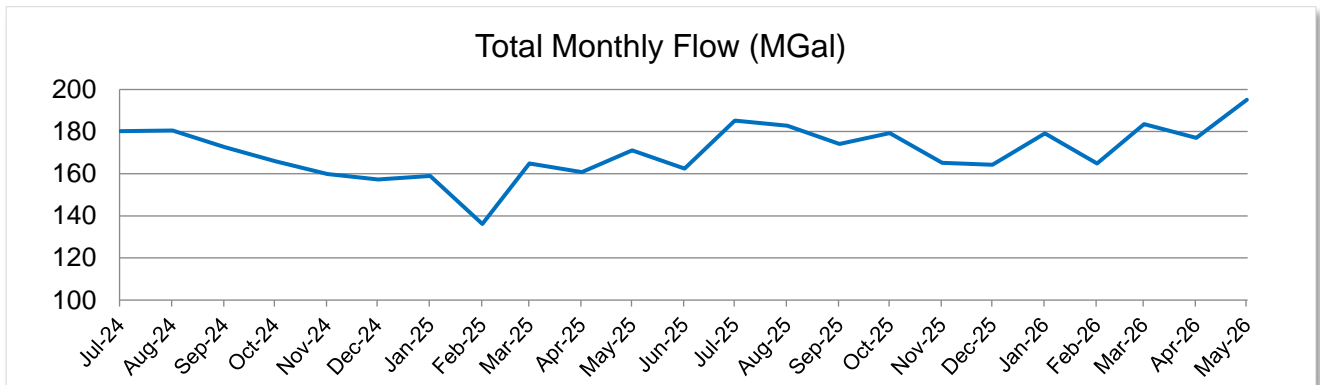
*Service is Our Nature*

500 SE Fourth Street • Grand Rapids, Minnesota 55744

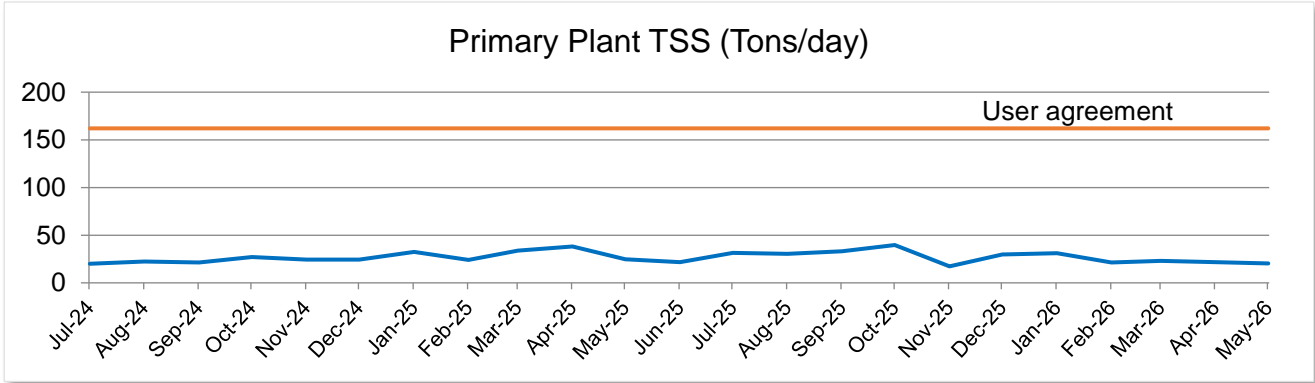
## WASTEWATER MONTHLY ANALYSIS REPORT May 2026

### Wastewater Operations

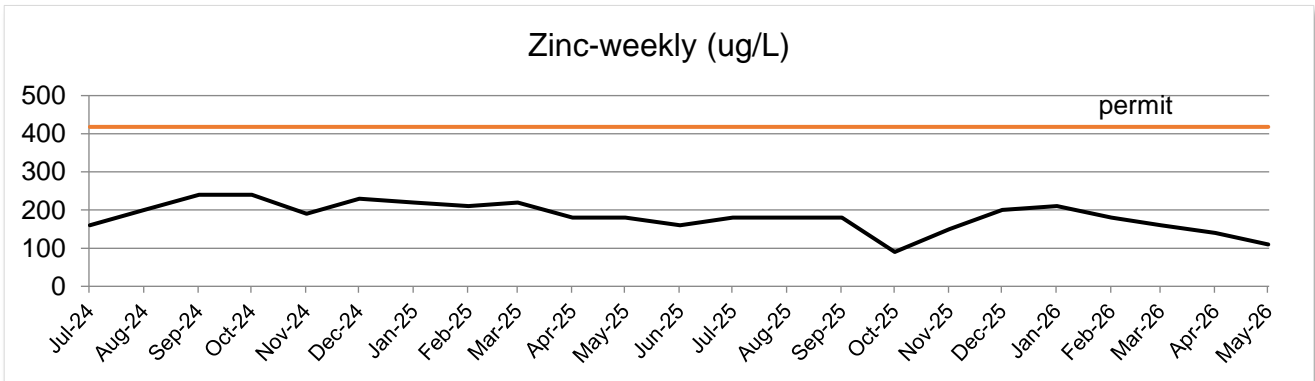
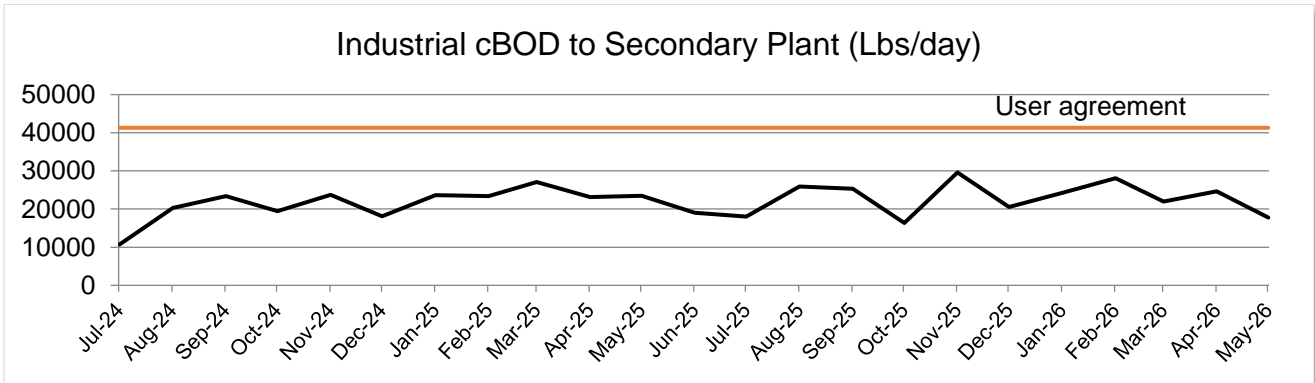
The Wastewater Treatment Plant (WWTP) met all National Pollutant Discharge Elimination System (NPDES) permit requirements last month while treating 195 million gallons of water removing 99.9% of the Total Suspended Solids (TSS) and 99.5% Biochemical Oxygen Demand (cBOD).



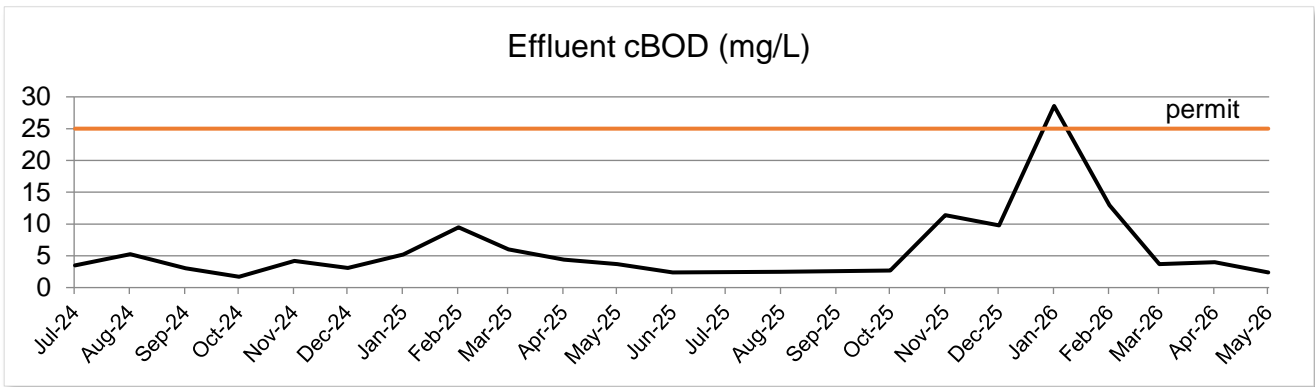
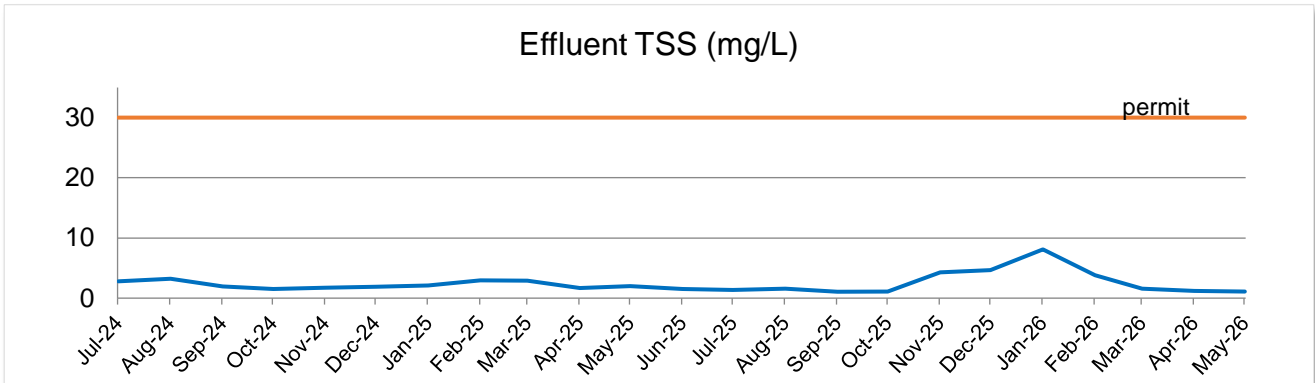
	Design Limits (monthly AVG)	Actual Results
<u>Primary Plant</u>		
Flow (MGD)	13.25	4.9
TSS (Tons/day)	162	20.4
TSS Peak (Tons/Day)	284	29.2



	Design Limits (monthly AVG)	Actual Results
<b>Secondary Plant</b>		
Flow (MGD)	15.25	6.3
cBOD (lbs/Day)	41,300	21,924
Peak cBOD (lbs/Day)	57,350	31,894
Zinc-weekly (ug/L)	418	110
% GRPUC		30.0%



<u>Effluent</u>	Permit Limits (monthly AVG)	Actual Results
TSS (mg/L) – monthly average	30	1.1
cBOD (mg/L) – monthly average	25	2.4
Dissolved Oxygen (mg/L)	>1.0	7.2



**Sludge Landfill Operations**

- 0.43 million gallons of leachate were hauled last month which is normal.
- 3372 cubic yards of sludge solids were hauled to the landfill

