

GRAND RAPIDS  
PUBLIC UTILITIES

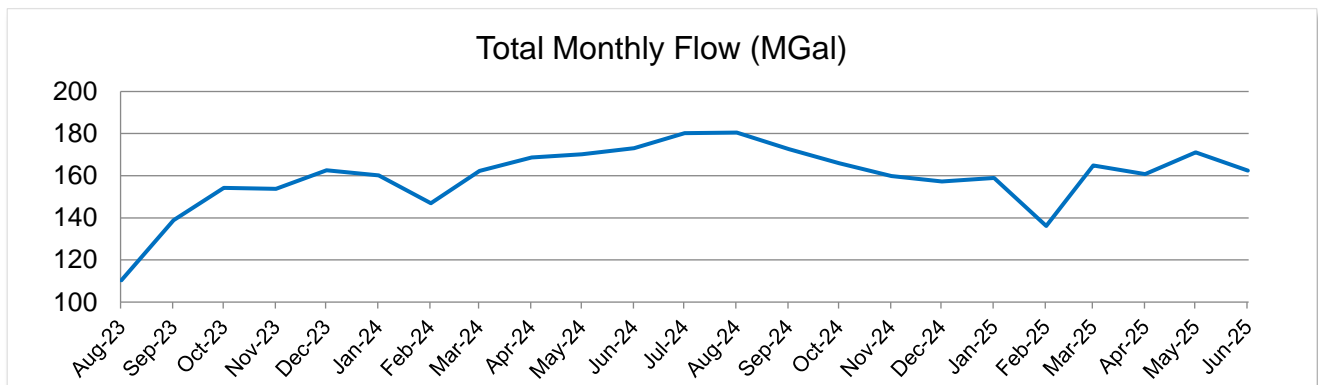
*Service is Our Nature*

500 SE Fourth Street • Grand Rapids, Minnesota 55744

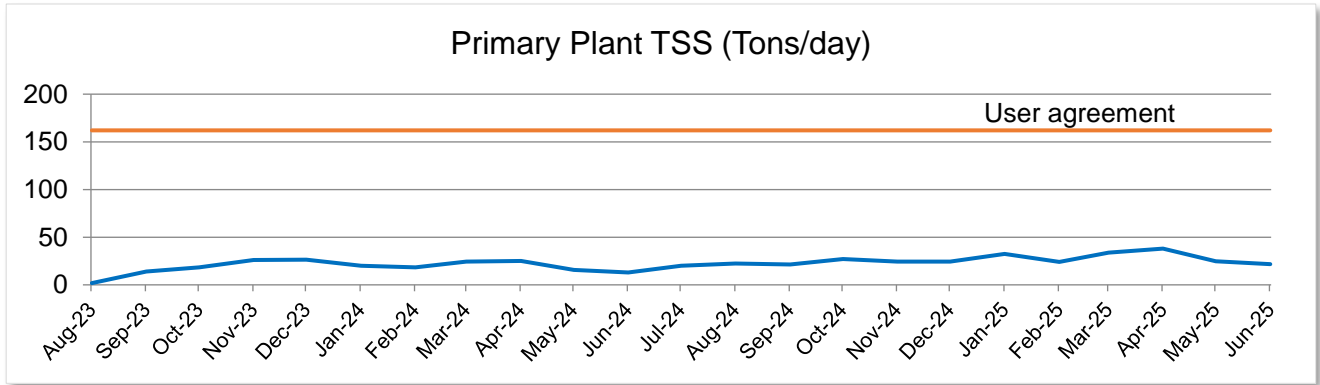
## WASTEWATER MONTHLY ANALYSIS REPORT June 2025

### Wastewater Operations

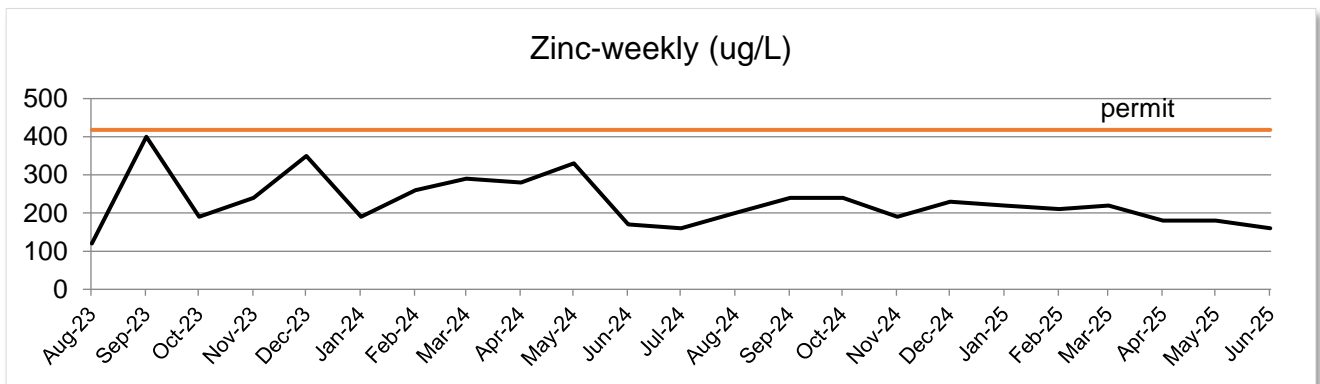
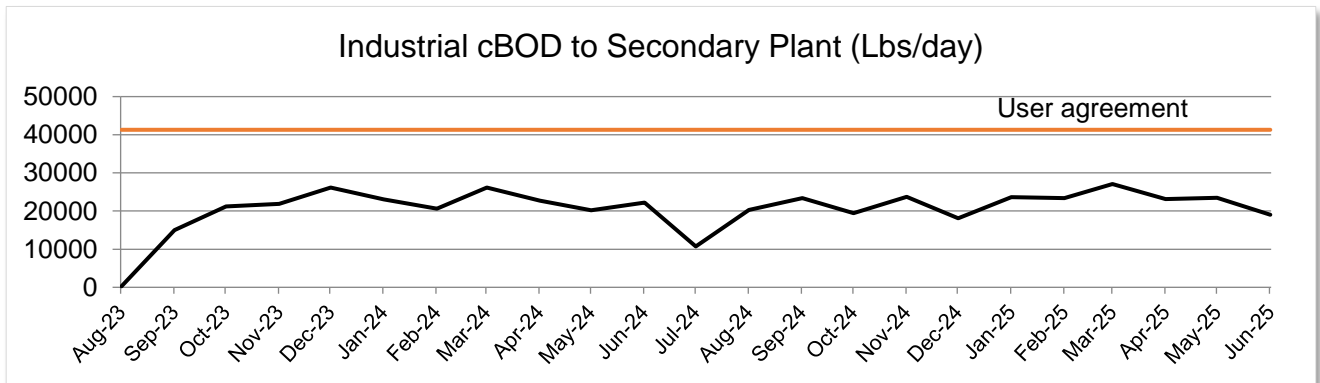
The Wastewater Treatment Plant (WWTP) met all National Pollutant Discharge Elimination System (NPDES) permit requirements last month while treating 162 million gallons of water removing 99.8% of the Total Suspended Solids (TSS) and 99.5% Biochemical Oxygen Demand (cBOD).



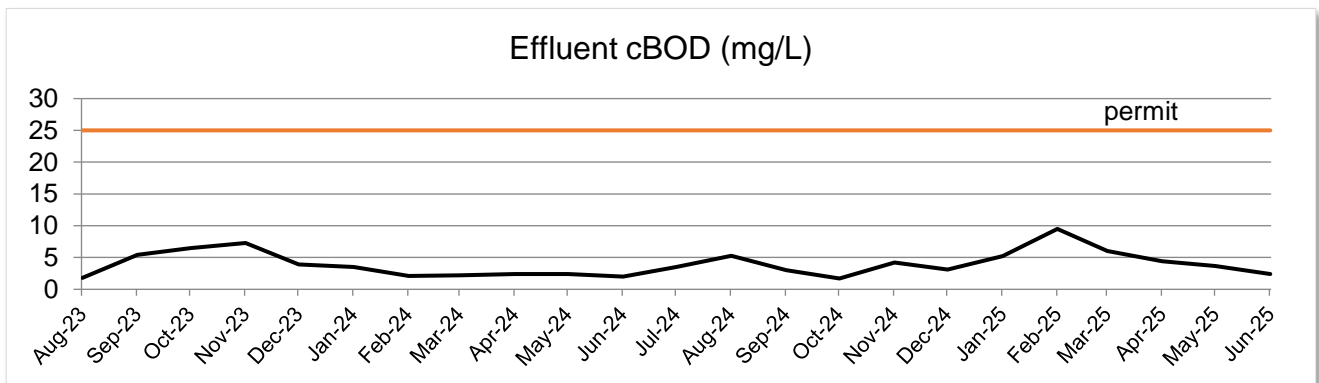
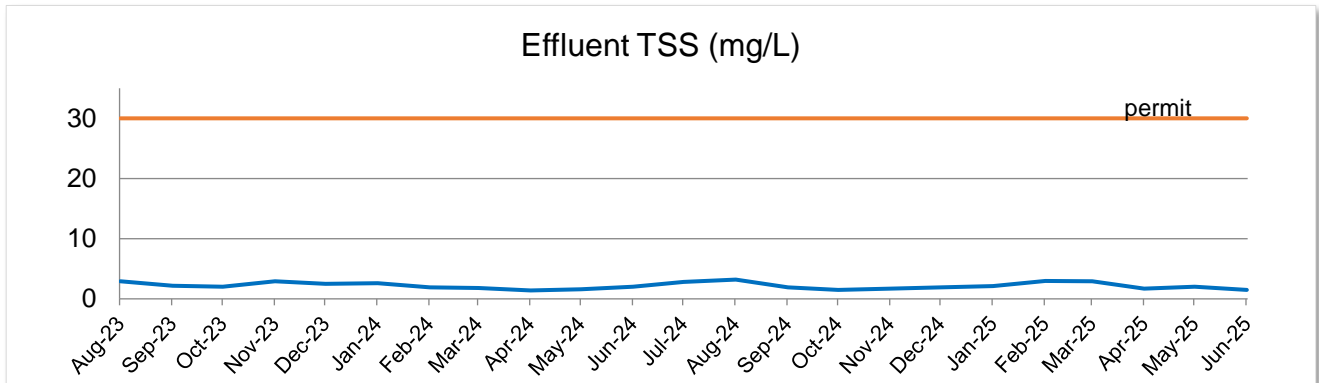
	Design Limits (monthly AVG)	Actual Results
<u>Primary Plant</u>		
Flow (MGD)	13.25	4.1
TSS (Tons/day)	162	21.6
TSS Peak (Tons/Day)	284	46.1



	Design Limits (monthly AVG)	Actual Results
<b>Secondary Plant</b>		
Flow (MGD)	15.25	5.4
cBOD (lbs/Day)	41,300	20,660
Peak cBOD (lbs/Day)	57,350	30,100
Zinc-weekly (ug/L)	418	160
% GRPUC		29.6%



<u>Effluent</u>	Permit Limits (monthly AVG)	Actual Results
TSS (mg/L) – monthly average	30	1.5
cBOD (mg/L) – monthly average	25	2.4
Dissolved Oxygen (mg/L)	>1.0	6.2



### **Sludge Landfill Operations**

- 0.62 million gallons of leachate were hauled last month
- 3792 cubic yards of sludge solids were hauled to the landfill

