

GRAND RAPIDS  
PUBLIC UTILITIES

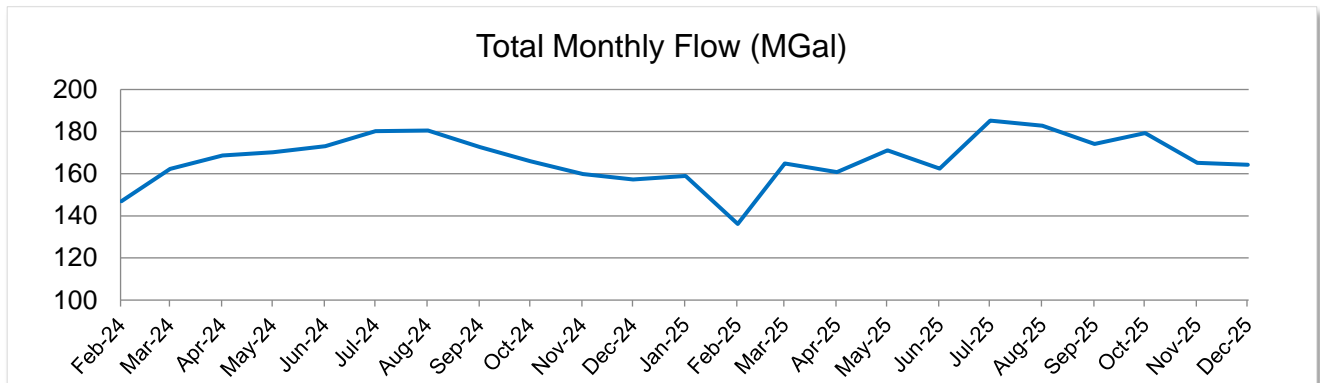
*Service is Our Nature*

500 SE Fourth Street • Grand Rapids, Minnesota 55744

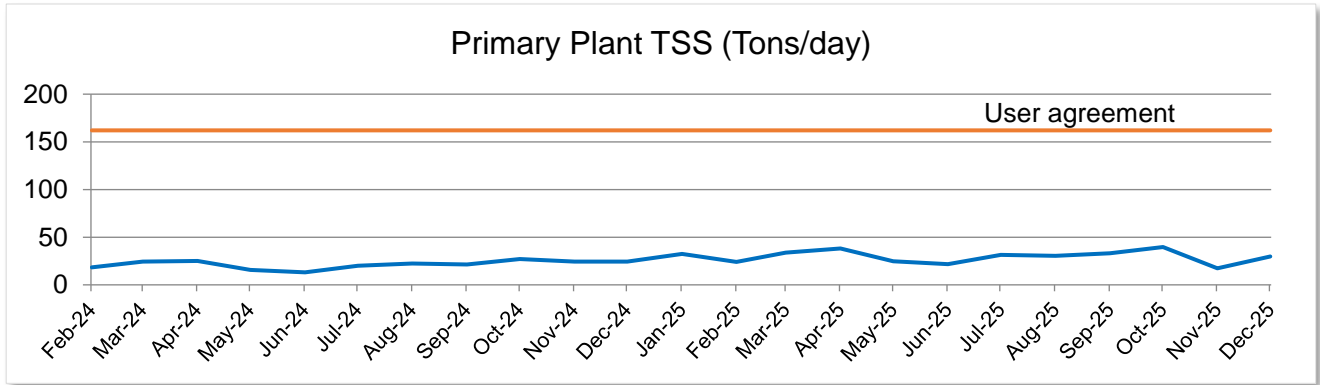
## WASTEWATER MONTHLY ANALYSIS REPORT December 2025

### Wastewater Operations

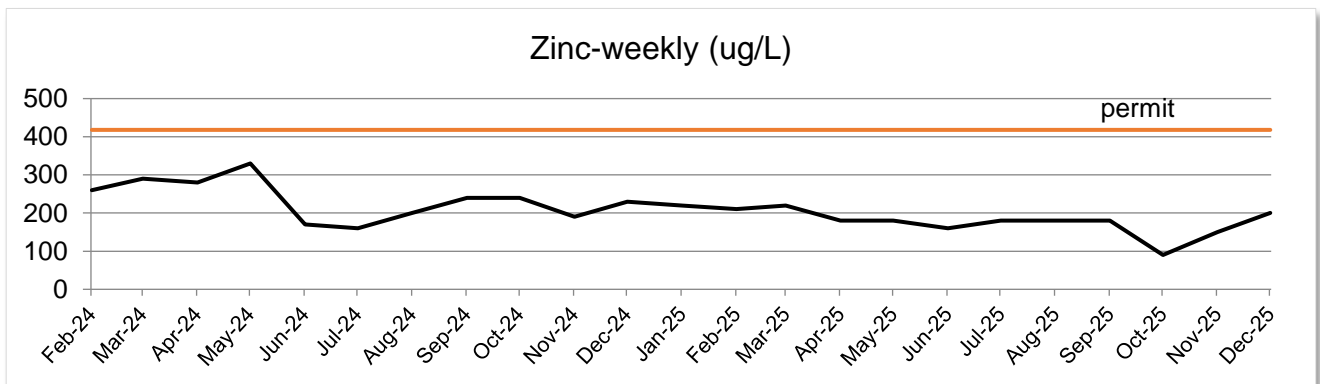
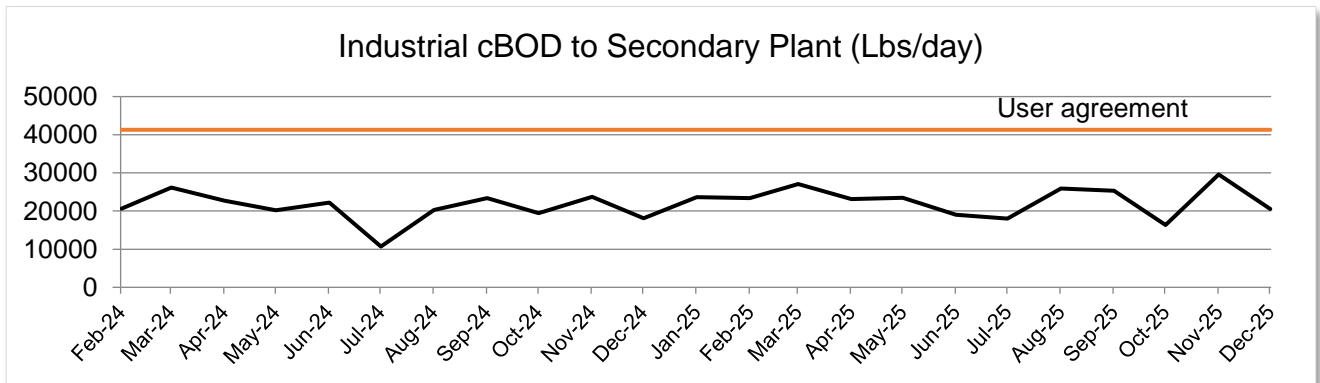
The Wastewater Treatment Plant (WWTP) met all National Pollutant Discharge Elimination System (NPDES) permit requirements last month while treating 164 million gallons of water removing 99.5% of the Total Suspended Solids (TSS) and 98.3% Biochemical Oxygen Demand (cBOD).



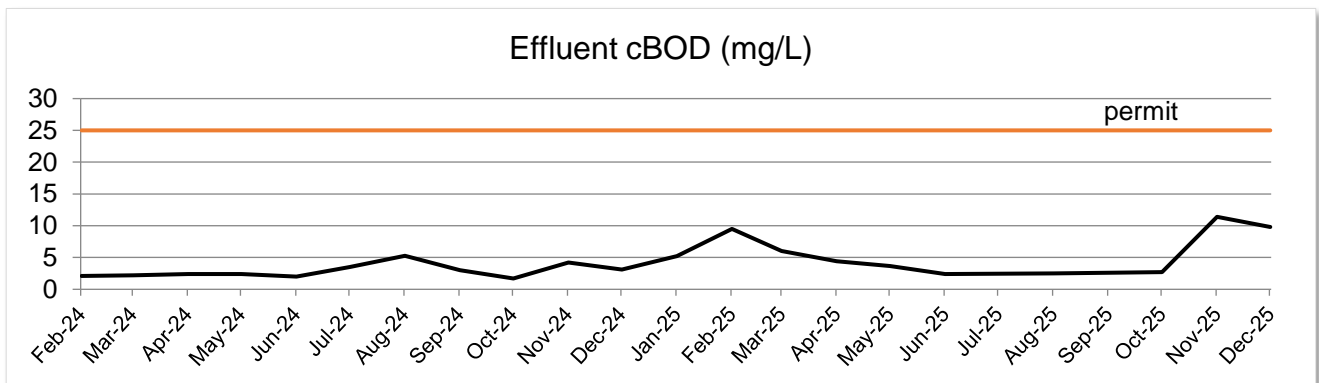
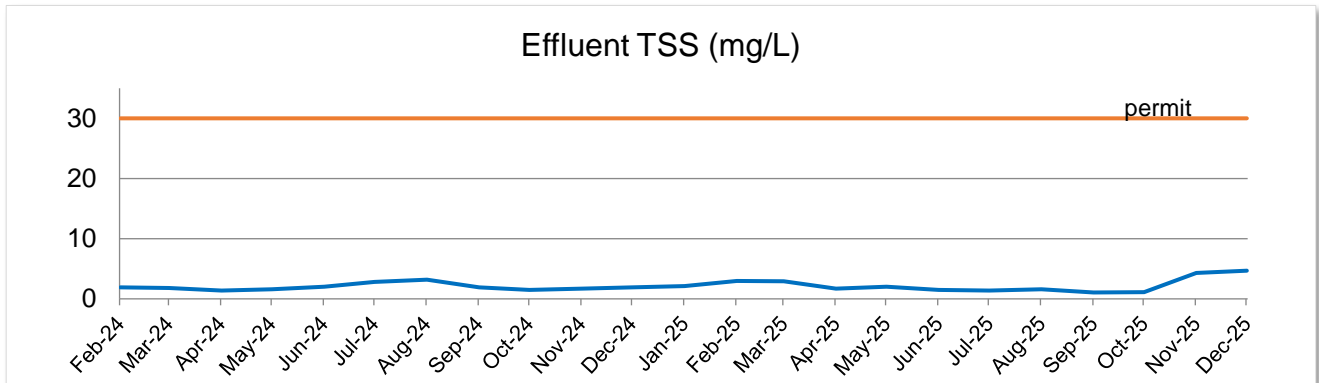
	Design Limits (monthly AVG)	Actual Results
<u>Primary Plant</u>		
Flow (MGD)	13.25	4.0
TSS (Tons/day)	162	29.8
TSS Peak (Tons/Day)	284	88.9



	Design Limits (monthly AVG)	Actual Results
<b>Secondary Plant</b>		
Flow (MGD)	15.25	5.3
cBOD (lbs/Day)	41,300	24,731
Peak cBOD (lbs/Day)	57,350	42,313
Zinc-weekly (ug/L)	418	200
% GRPUC		27.4%



<u>Effluent</u>	Permit Limits (monthly AVG)	Actual Results
TSS (mg/L) – monthly average	30	4.7
cBOD (mg/L) – monthly average	25	9.8
Dissolved Oxygen (mg/L)	>1.0	9.1



### **Sludge Landfill Operations**

- 0.11 million gallons of leachate were hauled last month
- 3588 cubic yards of sludge solids were hauled to the landfill

