

# THE PILLARS OF GRAND RAPIDS - SENIOR LIVING



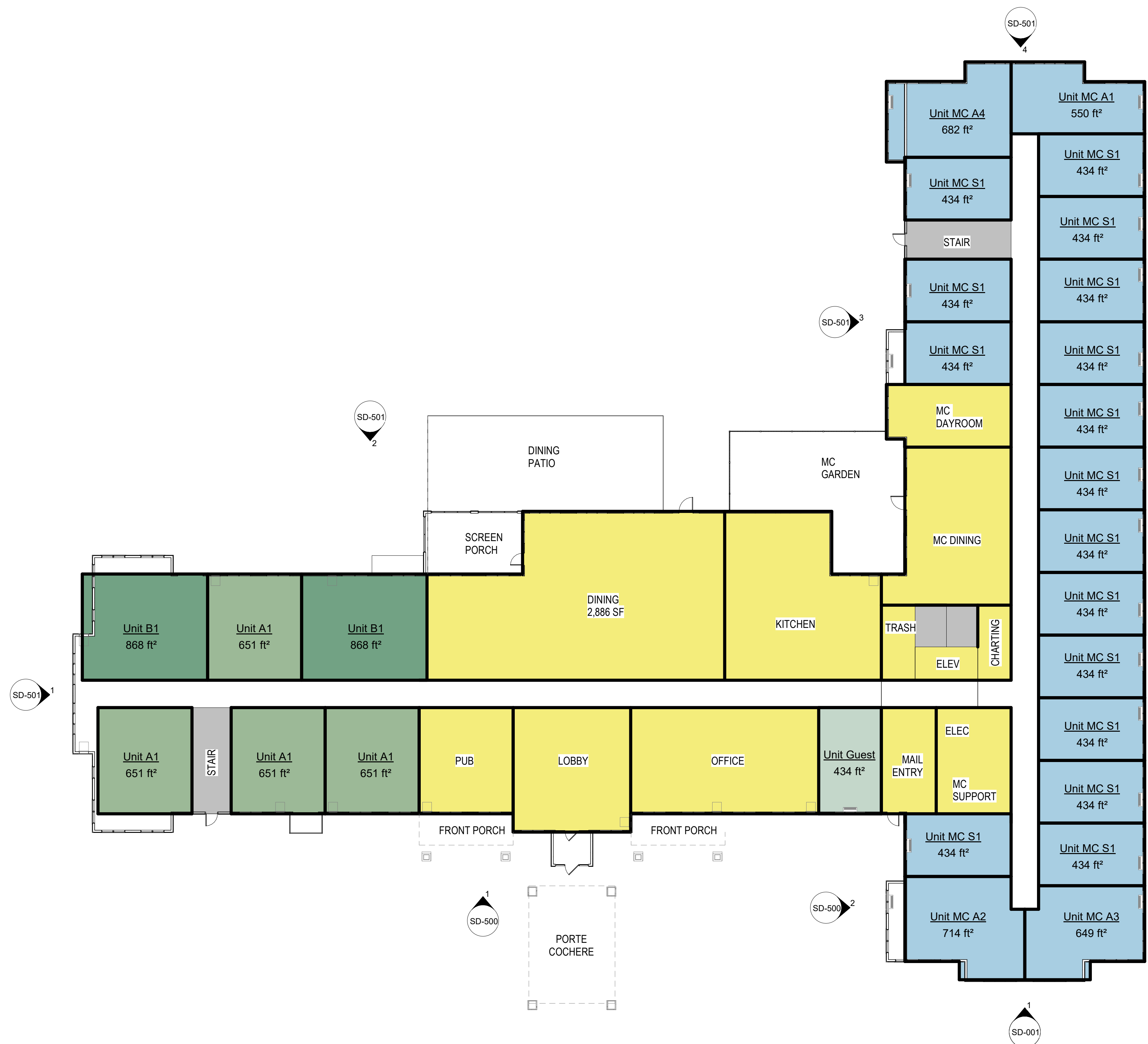
Unit Mix by Floor		
Name	Count	Area
Level 1		
Unit A1	4	651 ft <sup>2</sup>
Unit B1	2	868 ft <sup>2</sup>
Unit Guest	1	434 ft <sup>2</sup>
Unit MC A1	1	550 ft <sup>2</sup>
Unit MC A2	1	714 ft <sup>2</sup>
Unit MC A3	1	649 ft <sup>2</sup>
Unit MC A4	1	682 ft <sup>2</sup>
Unit MC S1	16	434 ft <sup>2</sup>
	27	
Level 2		
Unit A1	13	651 ft <sup>2</sup>
Unit A3	1	743 ft <sup>2</sup>
Unit B1	2	868 ft <sup>2</sup>
Unit B2	2	943 ft <sup>2</sup>
Unit C1	1	976 ft <sup>2</sup>
Unit C2	2	1,106 ft <sup>2</sup>
Unit S1	7	434 ft <sup>2</sup>
Unit S2	1	599 ft <sup>2</sup>
	29	
Level 3		
Unit A1	13	651 ft <sup>2</sup>
Unit A3	1	743 ft <sup>2</sup>
Unit B1	4	868 ft <sup>2</sup>
Unit B2	1	943 ft <sup>2</sup>
Unit B3	1	953 ft <sup>2</sup>
Unit C1	2	976 ft <sup>2</sup>
Unit C2	2	1,106 ft <sup>2</sup>
Unit S1	7	434 ft <sup>2</sup>
Unit S2	1	599 ft <sup>2</sup>
	32	
Level 4		
Unit A1	13	651 ft <sup>2</sup>
Unit A3	1	743 ft <sup>2</sup>
Unit B1	4	868 ft <sup>2</sup>
Unit B2	1	943 ft <sup>2</sup>
Unit B3	1	953 ft <sup>2</sup>
Unit C1	2	976 ft <sup>2</sup>
Unit C2	2	1,106 ft <sup>2</sup>
Unit S1	7	434 ft <sup>2</sup>
Unit S2	1	599 ft <sup>2</sup>
	32	
Grand total: 120	120	

Unit Mix by Type			
Name	Unit Type	Count	Area
Unit A1	1BR	43	651 ft <sup>2</sup>
Unit A3	1BR	3	743 ft <sup>2</sup>
Unit B1	1BR + Den	12	868 ft <sup>2</sup>
Unit B2	1BR + Den	4	943 ft <sup>2</sup>
Unit B3	1BR + Den	2	953 ft <sup>2</sup>
Unit C1	2BR	5	976 ft <sup>2</sup>
Unit C2	2BR	6	1,106 ft <sup>2</sup>
Unit Guest	Guest	1	434 ft <sup>2</sup>
Unit MC A1	MC 1BR	1	550 ft <sup>2</sup>
Unit MC A2	MC 1BR	1	714 ft <sup>2</sup>
Unit MC A3	MC 1BR	1	649 ft <sup>2</sup>
Unit MC A4		1	682 ft <sup>2</sup>
Unit MC S1	MC Studio	16	434 ft <sup>2</sup>
Unit S1	Studio	21	434 ft <sup>2</sup>
Unit S2	Studio	3	599 ft <sup>2</sup>
Grand total: 120		120	

Total Gross Area	
Level -1	= 29,293 GSF
Level 1	= 29,293 GSF
Level 2	= 29,630 GSF
Level 3	= 27,630 GSF
Level 4	= 27,630 GSF
<b>Total</b>	<b>= 141,476 GSF</b>



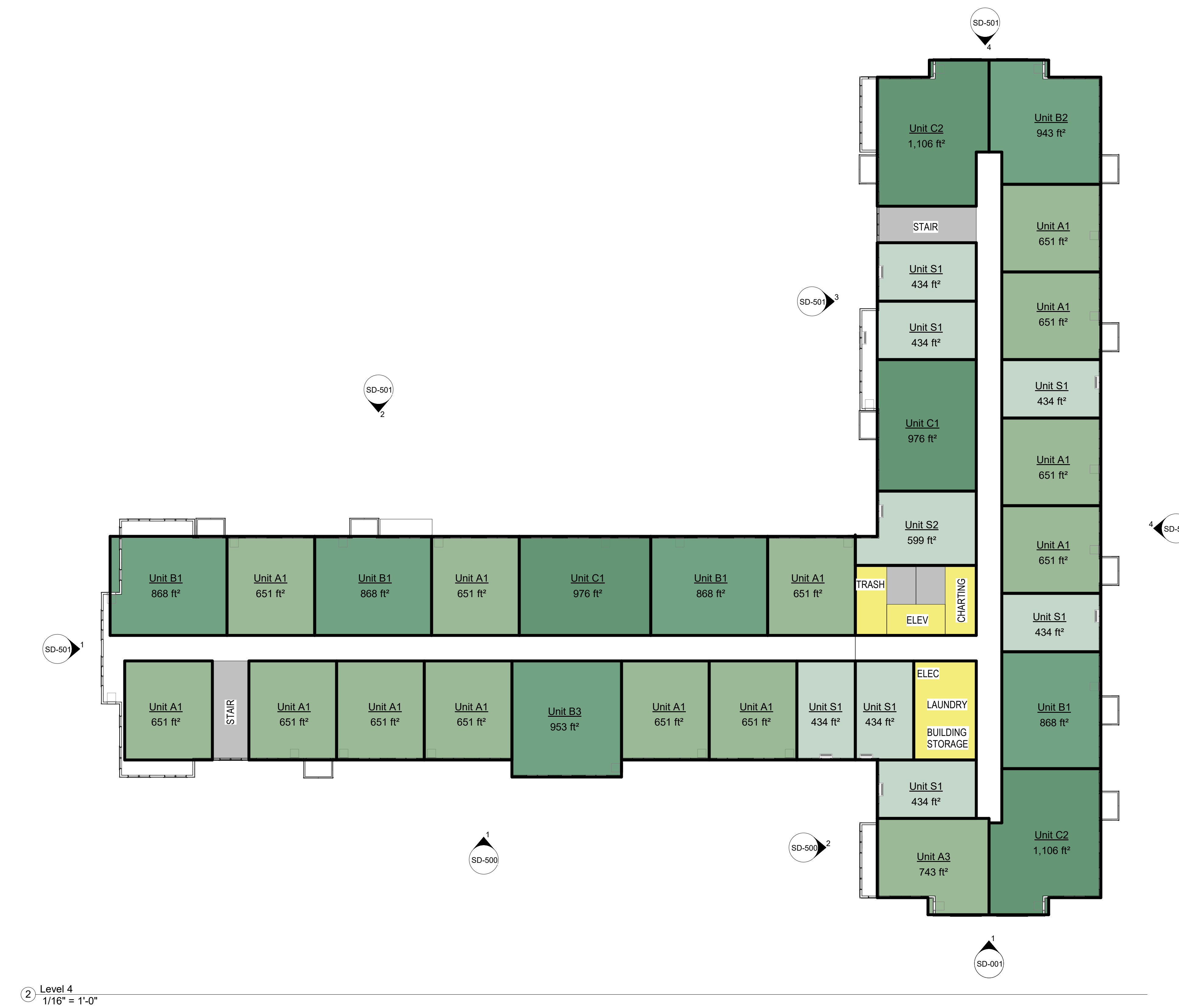
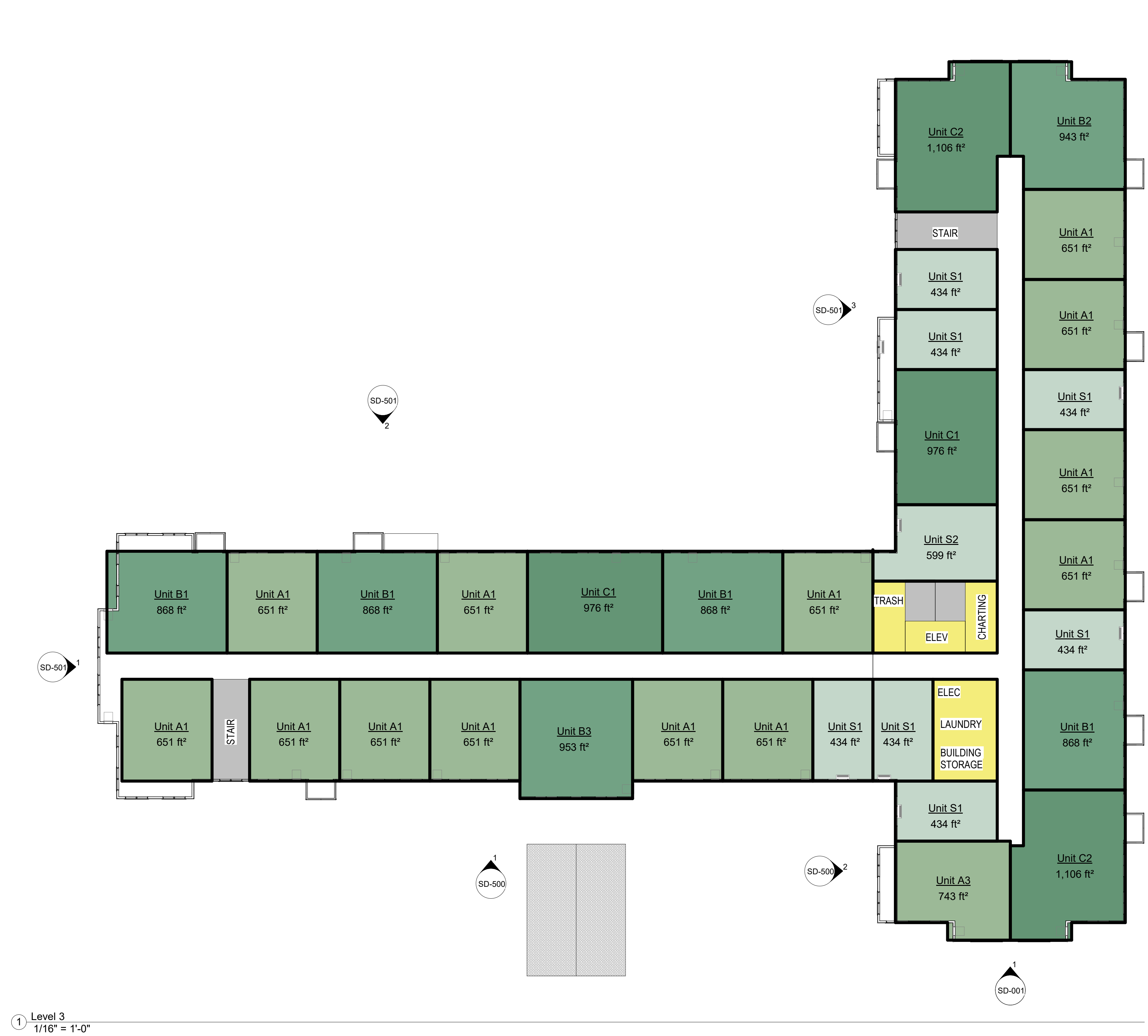
② Level -1  
1/16" = 1'-0"



① Level 1  
1/16" = 1'-0"



② Level 2  
1/16" = 1'-0"





① Elevation 1  
1/8" = 1'-0"



② Elevation 2  
1/8" = 1'-0"



③ Elevation 3  
1/8" = 1'-0"



④ Elevation 4  
1/8" = 1'-0"



④ Elevation 5  
1/8" = 1'-0"



③ Elevation 6  
1/8" = 1'-0"



② Elevation 7  
1/8" = 1'-0"



① Elevation 8  
1/8" = 1'-0"