

# Grand Rapids Fire Relief Association

2021 Schedule Form for Lump-Sum Pension Plans (SC-21)



Office of the State Auditor

Report created on 7/23/2021

**Grand Rapids Fire Relief Association**  
**2021 Schedule Form for Lump-Sum Pension Plans (Form SC-21)**  
**Active Members**

Annual benefit level in effect for 2021: \$5,500						2021		2022	
Name	Status	Birth Date	Entry Date	Leaves of Absence and Breaks in Service (months)	Return to Service	Yrs Of Service	Accrued Liability	Yrs Of Service	Accrued Liability
Robert Rima	Active		08/11/1987	0		34	187,000	35	192,500
Adam Kortekaas	Active		07/10/2001	12		19	82,493	20	89,440
Robert Kuschel	Active		07/10/2001	6		19	90,143	20	97,734
Shawn Graeber	Active		01/15/2002	0		20	110,000	21	112,136
Jeff Ingle	Active		02/26/2002	91		13	58,136	14	60,785
John Linder	Active		01/13/2004	0		18	80,496	19	87,517
James Gibeau	Paid		07/12/2005	0		16	0	17	0
Andrew Horton	Active		10/25/2005	0		16	67,445	17	73,810
Chad Keetch	Active		05/01/2007	0		15	61,388	16	67,445
Bruce Baird	Active		08/12/2008	0		13	58,136	14	60,785
Tom Foss	Active		11/15/2010	0		11	46,368	12	49,110
Mark Greiner	Active		01/01/2011	0		11	46,368	12	49,110
Karl Gaalaas	Active		05/15/2012	0		10	36,361	11	41,198
Nate Morlan	Active		01/15/2013	24		7	26,217	8	29,089
Chad Troumbly	Active		01/29/2013	0		9	35,760	10	38,576
Will Richter	Active		06/09/2014	36		5	17,651	6	20,565
Jake Barsness	Active		07/28/2014	0		7	26,217	8	29,089
Lance Kuschel	Active		03/03/2015	0		7	26,217	8	29,089
William Thayer	Active		11/10/2015	0		6	21,817	7	24,712
Heath Smith	Active		08/01/2016	0		5	17,651	6	20,565
Jeff Cook	Active		04/11/2017	0		5	16,638	6	20,565
Ashley Moran	Active		06/13/2017	0		5	17,651	6	20,565
Sean Martinson	Active		06/13/2017	0		5	17,651	6	20,565
Connor Grigsby	Active		08/29/2017	0		4	10,823	5	13,934
Jeremy Gambill	Active		04/09/2018	0		4	13,710	5	16,638
Paul Martinetto	Active		04/09/2018	0		4	13,710	5	16,638
Cody Hauke	Active		10/09/2018	0		3	8,117	4	11,147
Sam Karkela	Active		05/28/2019	0		3	9,692	4	12,923
Kevin Kubeczko	Active		07/14/2020	0		1	3,137	2	6,090

# Grand Rapids Fire Relief Association

## 2021 Schedule Form for Lump-Sum Pension Plans (Form SC-21)

### Active Members

Annual benefit level in effect for 2021: \$5,500						2021		2022	
Name	Status	Birth Date	Entry Date	Leaves of Absence and Breaks in Service (months)	Return to Service	Yrs Of Service	Accrued Liability	Yrs Of Service	Accrued Liability
Patrick Flaherty	Active		07/14/2020	0		1	2,870	2	5,913

# Grand Rapids Fire Relief Association

## 2021 Schedule Form for Lump-Sum Pension Plans (Form SC-21)

### Deferred Members

	Birth Date	Yrs Of Service		Deferred Interest Paid	Interest Period	Leaves Of Absence
	Entry Date	Benefit Level	Vesting Min Yrs Required	Interest Option		Member Status Name
Name	Separation Date	Vesting Percent	Return To Service	Months Of Service Paid	Liability Curr	Liability Next
Albert Morse		20 Years 8 Months		Yes	FullPeriod	0 Months
	06/11/1994	5,000	10 Years	Board set ROR up to 5%		Deferred
	03/03/2015	100 %	No	Yes	144,227	151,438
	Rate of Return	2015: 5.00 %	2016: 5.00 %	2017: 5.00 %	2018: 5.00 %	2019: 5.00 %
		2021: 5.00 %				
Amanda MacDonell		11 Years 1 Months		Yes	FullMonths	0 Months
	10/11/2006	5,500	10 Years	Separate Vehicle		Deferred
	12/01/2017	64 %	No	Yes	56,403	59,223
	Rate of Return	-				
Bryan Zuehlke		18 Years 0 Months		Yes	FullMonths	0 Months
	01/09/2001	5,500	10 Years	Separate Vehicle		Deferred
	01/31/2019	92 %	No	Yes	123,778	129,967
	Rate of Return	-				
David Protelsch		12 Years 9 Months		Yes		18 Months
	02/27/2001	5,000	10 Years			Deferred
	05/27/2015	68 %	No	Yes	43,350	43,350
	Rate of Return	-				
Jason Hoerler		11 Years 0 Months		Yes	FullMonths	0 Months
	08/15/2006	5,500	10 Years	Separate Vehicle		Deferred
	08/31/2017	64 %	No	Yes	58,290	61,205
	Rate of Return	-				
Jeremiah Puelston		12 Years 5 Months		Yes	FullMonths	5 Months
	10/25/2005	5,500	10 Years	Separate Vehicle		Deferred
	09/11/2018	68 %	No	Yes	67,202	70,562
	Rate of Return	-				
Josh Adler		10 Years 0 Months		No	FullMonths	0 Months
	01/01/2011	5,500	10 Years	Separate Account		Deferred
	01/02/2021	60 %	No	No	34,529	36,255
	Rate of Return	-				

**Grand Rapids Fire Relief Association**  
**2021 Schedule Form for Lump-Sum Pension Plans (Form SC-21)**  
**Deferred Members**

Name	Birth Date	Yrs Of Service		Deferred Interest Paid	Interest Period	Leaves Of Absence
	Entry Date	Benefit Level	Vesting Min Yrs Required	Interest Option		Member Status Name
	Separation Date	Vesting Percent	Return To Service	Months Of Service Paid	Liability Curr	Liability Next
Michael Liebel	20 Years 0 Months			Yes	FullMonths	
	09/14/1998	5,500	10 Years	Separate Vehicle		Deferred
	09/30/2018	100 %	No	Yes	159,768	167,756
Rate of Return	-					
Tony McInerney	10 Years 0 Months			Yes		0 Months
	01/13/2003	5,000	10 Years			Deferred
	01/13/2013	60 %	No	Yes	30,000	30,000
Rate of Return	-					
Travis Cole	11 Years 6 Months			Yes	FullMonths	0 Months
	08/12/2008	5,500	10 Years	Separate Vehicle		Deferred
	03/01/2020	64 %	No	Yes	52,373	54,991
Rate of Return	-					
William Olson	11 Years 0 Months			Yes		2 Months
	09/12/2000	5,000	10 Years			Deferred
	11/30/2011	64 %	No	Yes	35,200	35,200
Rate of Return	-					

**Grand Rapids Fire Relief Association**  
**2021 Schedule Form for Lump-Sum Pension Plans (Form SC-21)**  
**Unpaid Installments**

Name	Member Status	Birth Date	Entry Date	Separation Date	Amount Previously Paid	2021 Estimated Liability	2022 Estimated Liability
------	---------------	------------	------------	-----------------	------------------------	--------------------------	--------------------------

No Unpaid Installments

**Grand Rapids Fire Relief Association**  
**2021 Schedule Form for Lump-Sum Pension Plans (Form SC-21)**  
**Financial Projections**

<b>Calculation of Normal Cost</b>	2021	2022
Total Active Mamber Liabilities	1,209,863	1,318,233
Total Deferred Member Liabilities	805,120	839,947
Total Unpaid Installments	0	0
Grand Total Special Fund Liability	A. <u>2,014,983</u>	B. <u>2,158,180</u>
Normal Cost (Cell B - Cell A)		C. <b>143,197</b>

**Projection of Net Assets for Year Ending December 31, 2021**

Special Fund Assets at December 31, 2020 (FIRE-20 ending assets)	1.	3,164,313
Projected Income for 2021		
Fire State Aid	D.	112,707
Supplemental State Aid (actual 2020 supplemental state aid)	E.	24,879
Municipal / Independent Fire Dept. Contributions	F.	5,000
Interest / Dividends	G.	0
Appreciation / (Depreciation)	H.	158,216
Member Dues	I.	0
Other Revenues	J.	0
Total Projected Income for 2021 (Add Lines D through J)	2.	<u>300,802</u>
Projected Expenses for 2021		
Service Pensions	K.	85,718
Member Names:    Jim Gibeau		85,718
Other Benefits	L.	0
Administrative Expenses	M.	12,443
Total Projected Expenses for 2021 (Add Lines K through M)	3.	<u>98,161</u>
Projected Net Assets at December 31, 2021 (Line 1 + Line 2 - Line 3)	4.	<b>3,366,954</b>

**Projection of Surplus or (Deficit) as of December 31, 2021**

Projected Assets (Line 4)	5.	3,366,954
2021 Accrued Liability (Page 4, cell A)	6.	<u>2,014,983</u>
Surplus or (Deficit) (Line 5 - Line 6)	7.	<b>1,351,971</b>

**Grand Rapids Fire Relief Association**  
**2021 Schedule Form for Lump-Sum Pension Plans (Form SC-21)**

**Calculation of Required Contribution**

Year Incurred	Deficit Information - Original		Deficit Information - Adjusted		
	Original Amount	Amount Retired as of 12/31/2020	Original Amount	Amount Retired as of 12/31/2021	Amount Left to Retire 1/1/2022
2012	0	0	0	0	0
2013	0	0	0	0	0
2014	0	0	0	0	0
2015	0	0	0	0	0
2016	0	0	0	0	0
2017	0	0	0	0	0
2018	0	0	0	0	0
2019	0	0	0	0	0
2020	0	0	0	0	0
2021			0	0	0
<b>Totals</b>	<b>0</b>	<b>0</b>	<b>0</b>	<b>0</b>	<b>0</b>

Normal Cost		8.	143,197
2020 Administrative Expense (FIRE-20)	2020	9.	12,022
2021 Projected Administrative Expense	2021		12,443
Amortization of Deficit (Total of Original Amount X 0.10)		10.	0
10% of Surplus		11.	135,197
Fire and Supplemental Aid		12.	137,586
Member Dues		13.	0
5% of Projected Assets at December 31st, 2021		14.	168,348
Required Contribution		15.	0



**Grand Rapids Fire Relief Association**  
**2021 Schedule Form for Lump-Sum Pension Plans (Form SC-21)**  
**2021 Maximum Benefit Worksheet**

	A	B	C	D	E
	Fire State Aid and Supplemental State Aid	Municipal Contribution	10% of Surplus	Active Members in Relief Association	Per Year Average [(A+B+C)/D]
2020	From (FIRE-20) 137,585	From (FIRE-20) 5,000	From (SC-20) 115,656	From (FIRE-20) 31	8,330
2019	From (FIRE-19) 131,658	From (FIRE-19) 5,000	From (SC-19) 75,255	From (FIRE-19) 29	7,307
2018	From (FIRE-18) 129,511	From (FIRE-18) 5,000	From (SC-18) 94,498	From (FIRE-18) 29	7,897

Average available financing per active member for the most recent 3-year period: **7,845.00**

Maximum Lump Sum Benefit Level under Minn. Stat. § 424A.02, subd. 3 **14,500.00**

# Grand Rapids Fire Relief Association

## 2021 Schedule Form for Lump-Sum Pension Plans (Form SC-21)




To be eligible for fire state aid this Schedule Form must be fully completed, certified by the relief association officers, forwarded to the municipal clerk/independent secretary on or before August 1, 2021, and submitted to the Office of the State Auditor.

### Relief Association Officer Certification

I have obtained a copy of the schedule form with Confirmation Id 84e0dafa-51b7-4f8b-9e88-a1e286318dc3 displayed in the lower left corner of each page.

We, the officers of the Grand Rapids Fire Relief Association certify that this Schedule Form was prepared under Minn. Stat. § 424A.092 and that:

- 1) The annual benefit level of \$5,500 per year of service was established according to the average amount of available financing;
- 2) We understand that this form shows that the Relief Association has a projected SURPLUS of \$1,351,972 and a projected funding ratio of 167.10 percent;
- 3) The required 2022 contribution is \$0 based on the financial requirements of the Relief Association's Special Fund for the 2021 calendar year;
- 4) The Maximum Benefit Worksheet (MBW) portion of this form shows that the Relief Association's maximum allowable benefit level for 2021 is \$14,500;
- 5) We understand that the Relief Association cannot establish a benefit level that exceeds this statutory maximum. We understand that municipal or independent nonprofit firefighting corporation board approval may be required for a benefit increase; and
- 6) On or before August 1, the average amount of available financing per active member for the most recent three-year period was calculated on the MBW portion of this form in accordance with Minn. Stat. § 424A.02, subd. 3.

	Mark	Greiner	8-10-21
Signature of President	First Name	Last Name	Date
	Jacob	Barsness	8-10-2021
Signature of Secretary	First Name	Last Name	Date
	Lance	Kuschel	8/10/2021
Signature of Treasurer	First Name	Last Name	Date

### Municipal Clerk / Independent Secretary Certification\*

I received the completed Schedule Form from the Grand Rapids Fire Relief Association with Confirmation Id 84e0dafa-51b7-4f8b-9e88-a1e286318dc3 displayed in the lower left corner of each page.

I have reviewed Line 15 of the Schedule Form. If Line 15 shows a required contribution, I certify that I will advise the governing municipal body or the independent nonprofit firefighting corporation of any required contribution at its next regularly scheduled meeting.

	Barbara	Baird	8/10/21
Signature of Municipal Clerk / Secretary of independent nonprofit firefighting corporation	First Name	Last Name	Date

*FINVILLE DIRECTOR*

\* See the form instructions for additional information about certification requirements.