

GRAND RAPIDS
PUBLIC UTILITIES

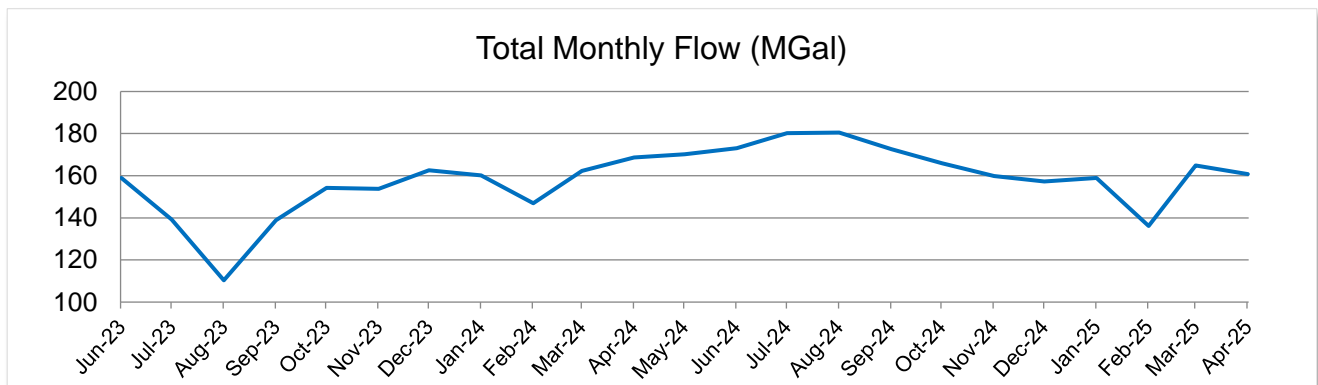
Service is Our Nature

500 SE Fourth Street • Grand Rapids, Minnesota 55744

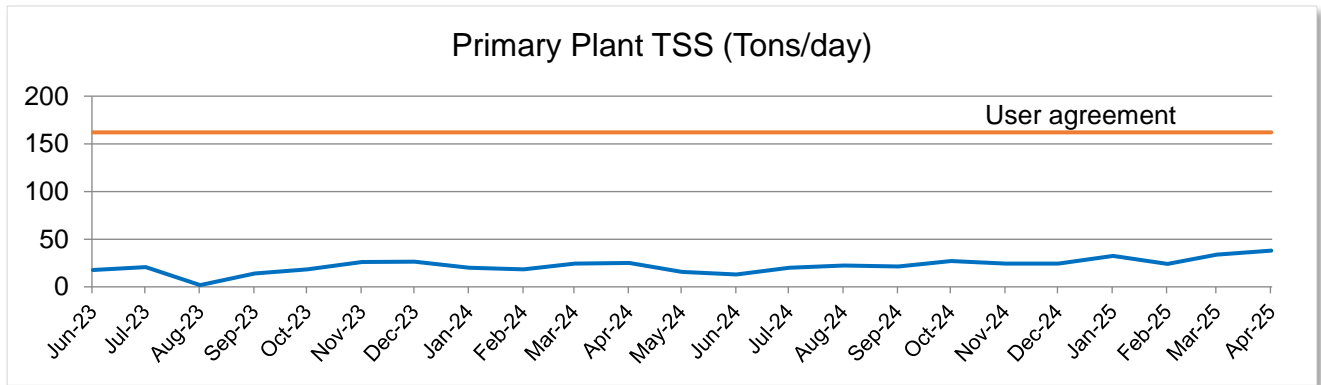
WASTEWATER MONTHLY ANALYSIS REPORT April 2025

Wastewater Operations

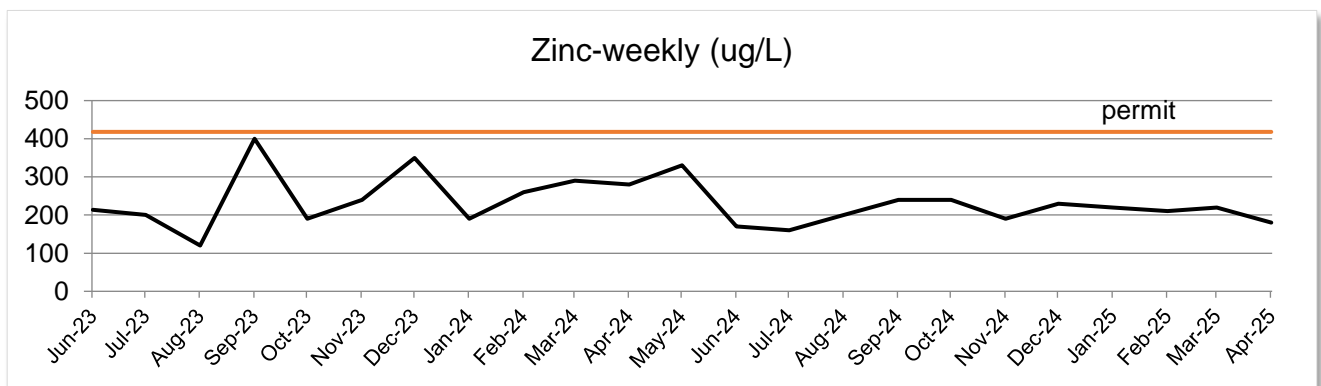
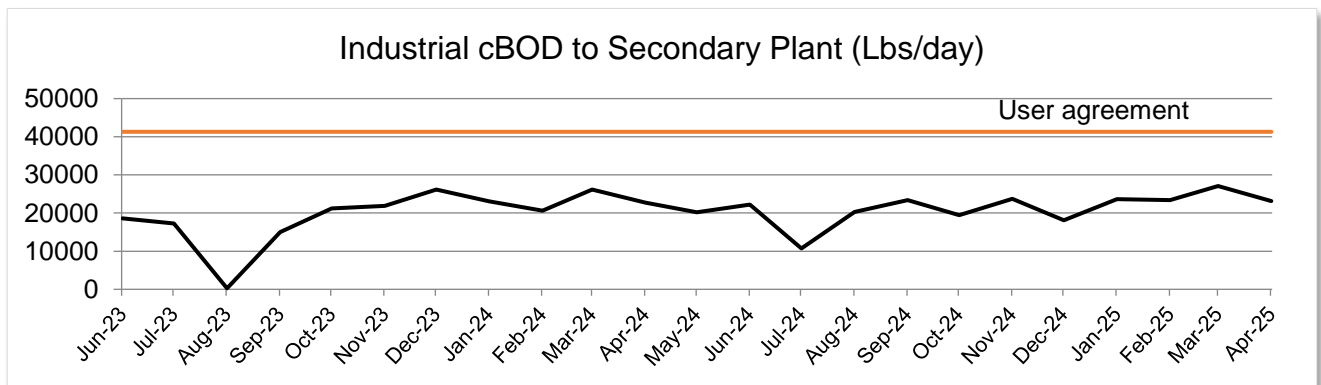
The Wastewater Treatment Plant (WWTP) met all National Pollutant Discharge Elimination System (NPDES) permit requirements last month while treating 161 million gallons of water removing 99.9% of the Total Suspended Solids (TSS) and 99.1% Biochemical Oxygen Demand (cBOD).



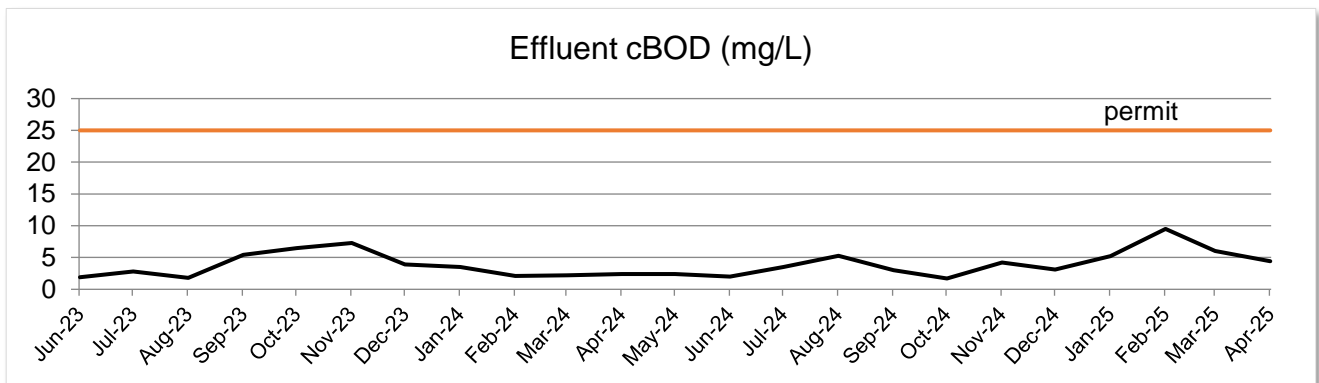
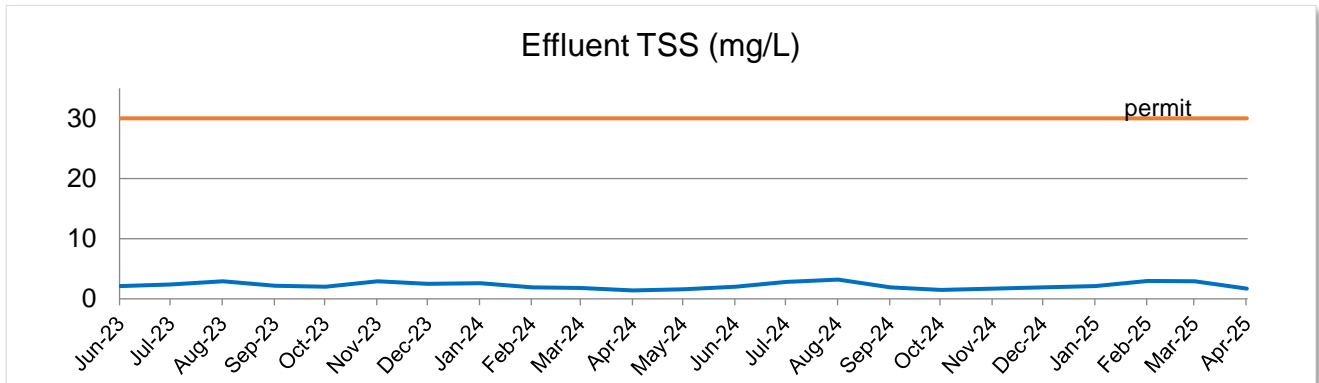
	Design Limits (monthly AVG)	Actual Results
<u>Primary Plant</u>		
Flow (MGD)	13.25	4.1
TSS (Tons/day)	162	38.0
TSS Peak (Tons/Day)	284	94.4



	Design Limits (monthly AVG)	Actual Results
Secondary Plant		
Flow (MGD)	15.25	5.4
cBOD (lbs/Day)	41,300	26,271
Peak cBOD (lbs/Day)	57,350	48,803
Zinc-weekly (ug/L)	418	180
% GRPUC		27.8%



<u>Effluent</u>	Permit Limits (monthly AVG)	Actual Results
TSS (mg/L) – monthly average	30	1.7
cBOD (mg/L) – monthly average	25	4.4
Dissolved Oxygen (mg/L)	>1.0	8.1



Sludge Landfill Operations

- 0.34 million gallons of leachate were hauled last month which is low for this time of the year.
- 4200 cubic yards of sludge solids were hauled to the landfill

