

**GRAND RAPIDS
PUBLIC UTILITIES**

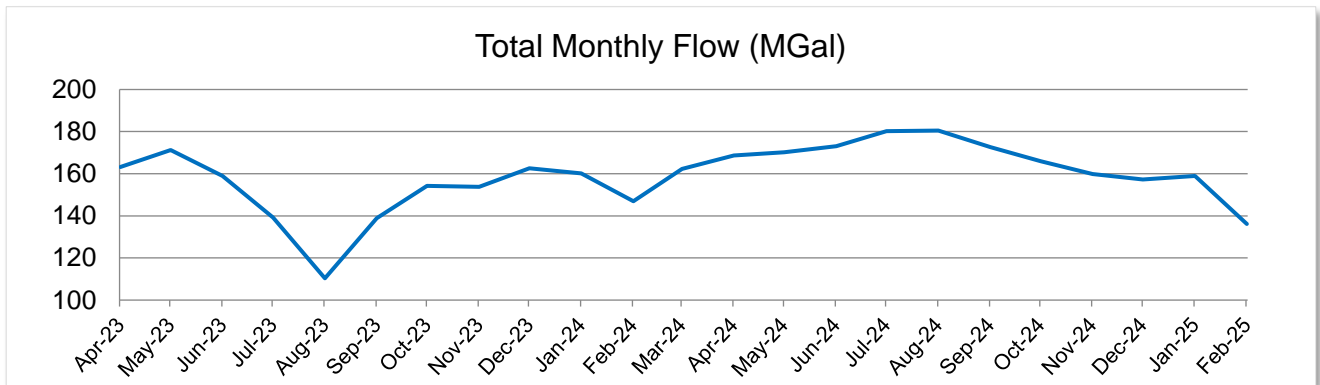
Service is Our Nature

500 SE Fourth Street • Grand Rapids, Minnesota 55744

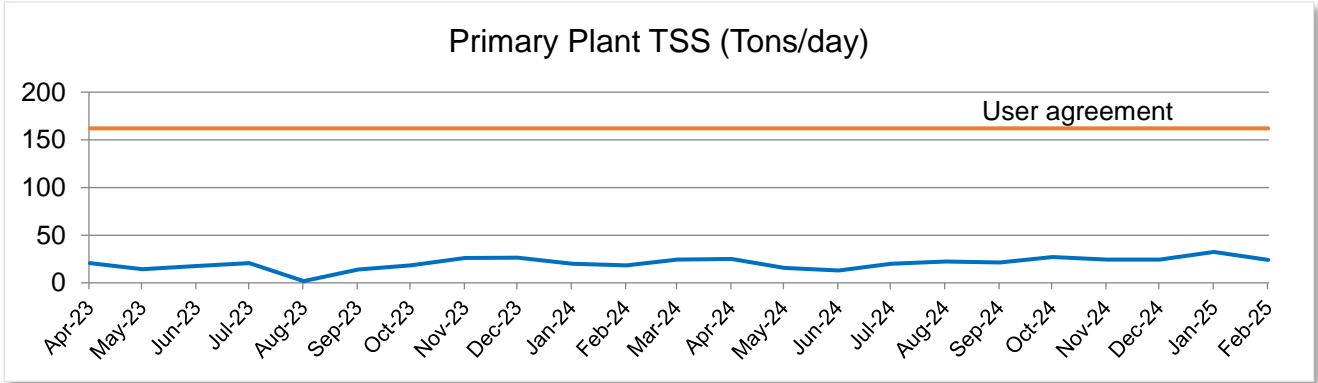
WASTEWATER MONTHLY ANALYSIS REPORT February 2025

Wastewater Operations

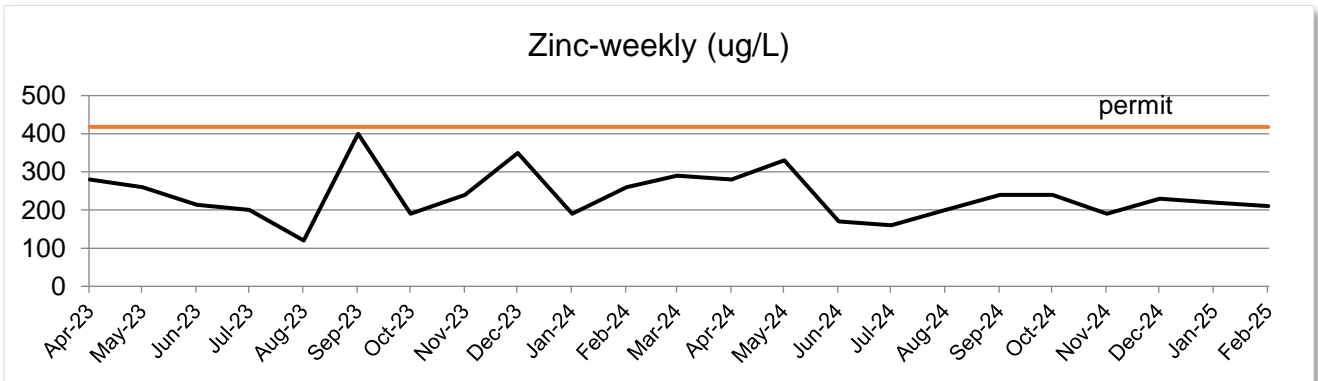
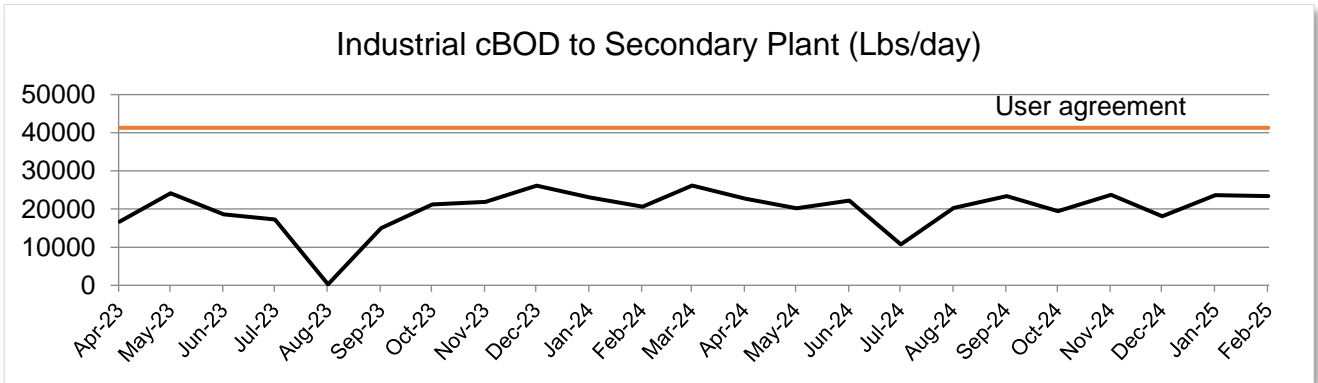
The Wastewater Treatment Plant (WWTP) met all National Pollutant Discharge Elimination System (NPDES) permit requirements last month. We treated 136 million gallons of water removing 99.7% of the Total Suspended Solids (TSS) and 98.7% Biochemical Oxygen Demand (cBOD).



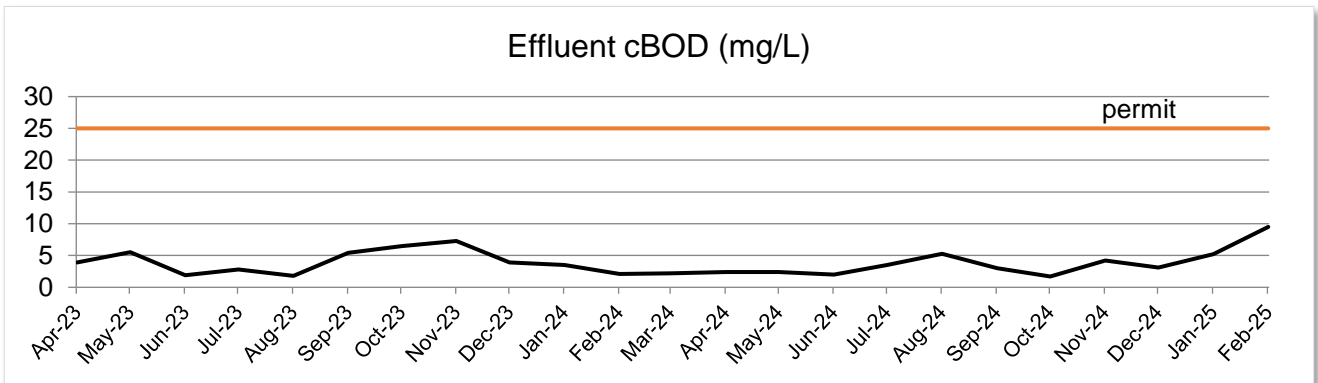
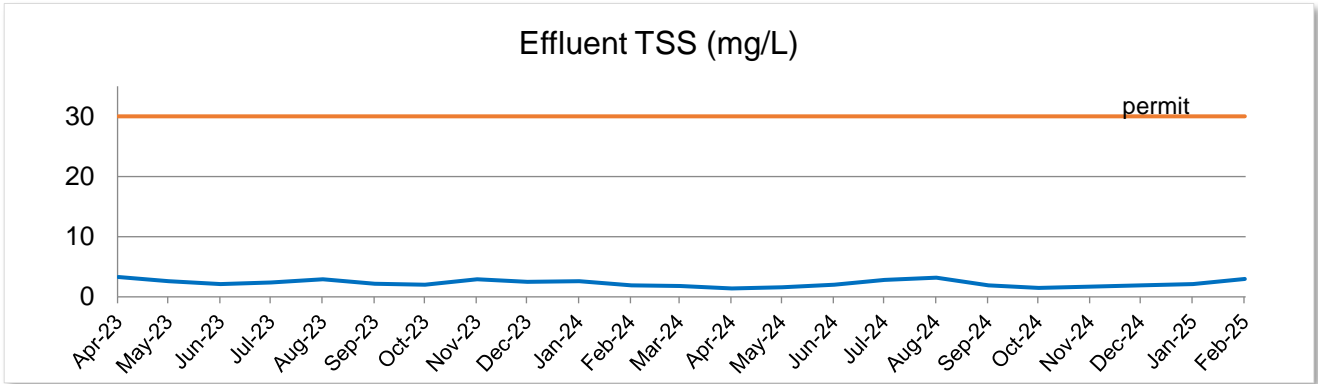
<u>Primary Plant</u>	Design Limits (monthly AVG)	Actual Results
Flow (MGD)	13.25	3.7
TSS (Tons/day)	162	24.0
TSS Peak (Tons/Day)	284	40.2



	Design Limits (monthly AVG)	Actual Results
Secondary Plant		
Flow (MGD)	15.25	4.9
cBOD (lbs/Day)	41,300	25,942
Peak cBOD (lbs/Day)	57,350	40,874
Zinc-weekly (ug/L)	418	210
% GRPUC		27.5%



<u>Effluent</u>	Permit Limits (monthly AVG)	Actual Results
TSS (mg/L) – monthly average	30	3.0
cBOD (mg/L) – monthly average	25	9.5
Dissolved Oxygen (mg/L)	>1.0	9.6



Sludge Landfill Operations

- 0.10 million gallons of leachate were hauled last month which is normal.
- 2964 cubic yards of sludge solids were hauled to the landfill

