

**GRAND RAPIDS  
PUBLIC UTILITIES**

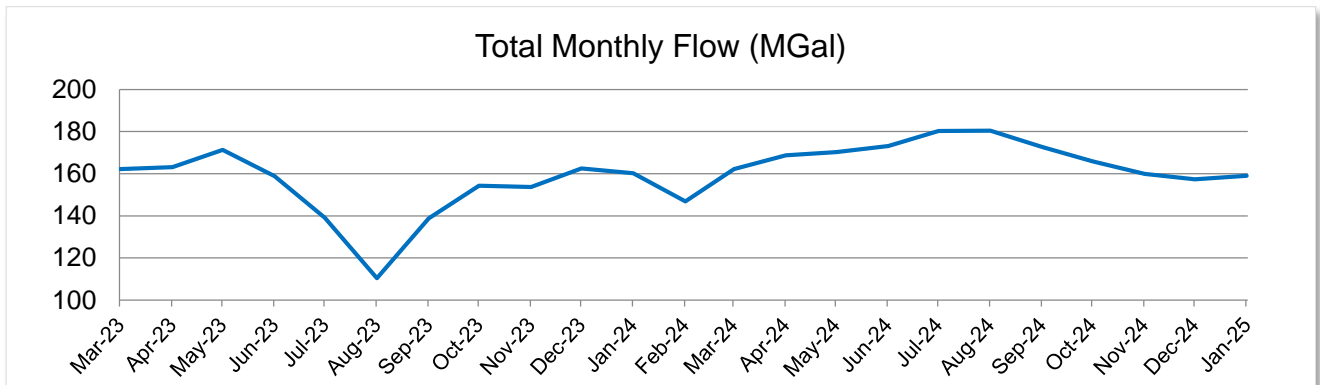
*Service is Our Nature*

500 SE Fourth Street • Grand Rapids, Minnesota 55744

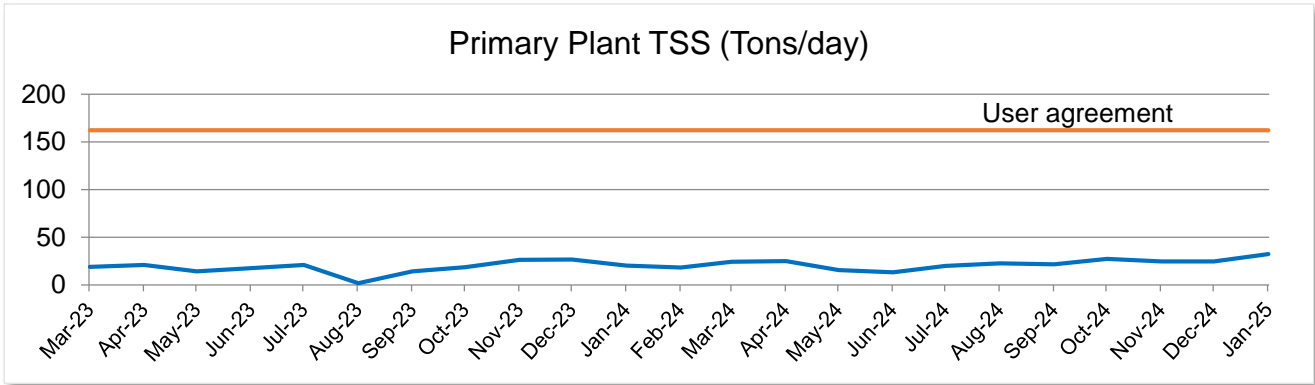
# WASTEWATER MONTHLY ANALYSIS REPORT January 2025

## Wastewater Operations

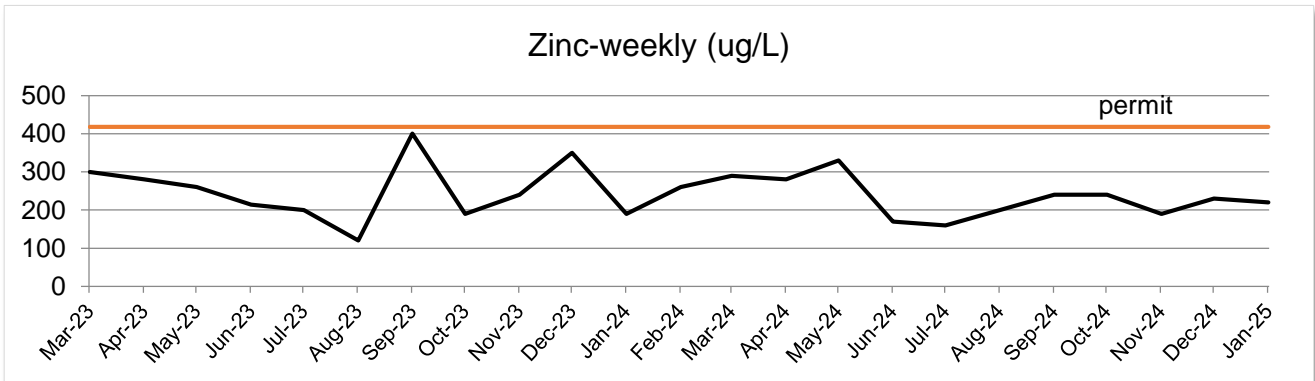
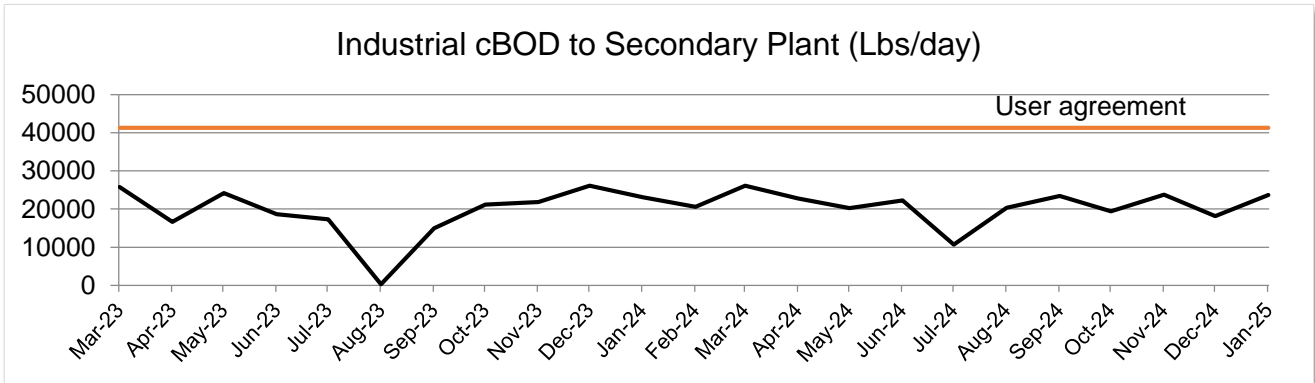
The Wastewater Treatment Plant (WWTP) met all National Pollutant Discharge Elimination System (NPDES) permit requirements last month. We treated 159 million gallons of water removing 99.9% of the Total Suspended Solids (TSS) and 99.3% Biochemical Oxygen Demand (cBOD).



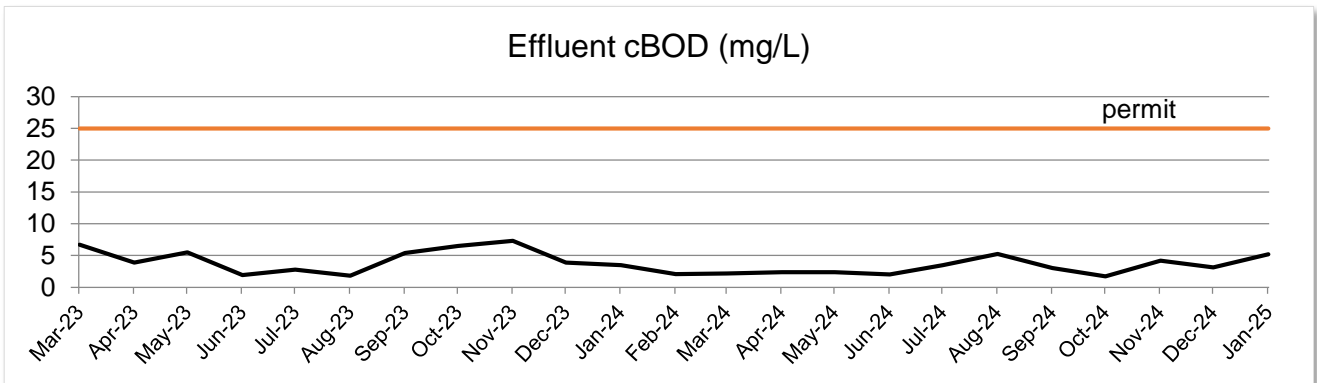
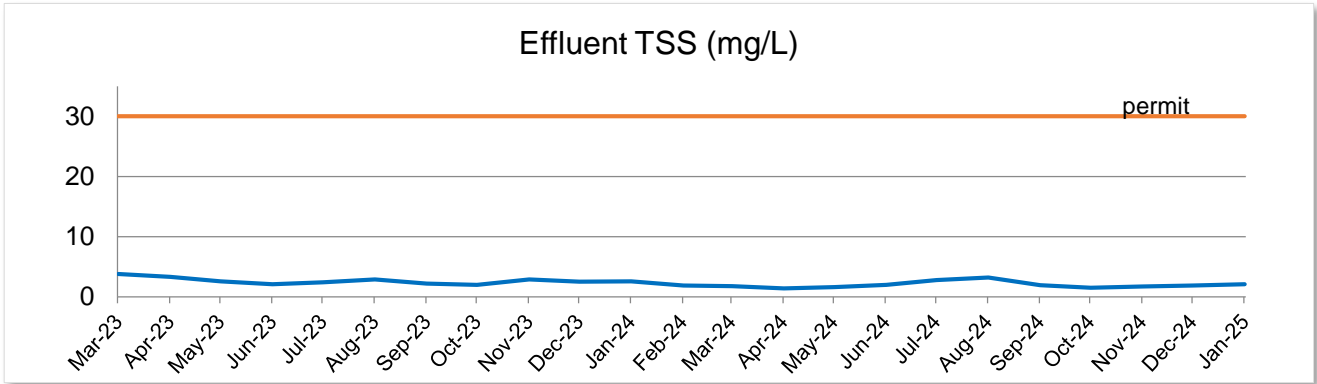
<u>Primary Plant</u>	Design Limits (monthly AVG)	Actual Results
Flow (MGD)	13.25	4.0
TSS (Tons/day)	162	32.4
TSS Peak (Tons/Day)	284	77.5



	Design Limits (monthly AVG)	Actual Results
<b>Secondary Plant</b>		
Flow (MGD)	15.25	5.1
cBOD (lbs/Day)	41,300	26,179
Peak cBOD (lbs/Day)	57,350	41,110
Zinc-weekly (ug/L)	418	220
% GRPUC		25.7%



<u>Effluent</u>	Permit Limits (monthly AVG)	Actual Results
TSS (mg/L) – monthly average	30	2.1
cBOD (mg/L) – monthly average	25	5.2
Dissolved Oxygen (mg/L)	>1.0	10.0



**Sludge Landfill Operations**

- 0.08 million gallons of leachate were hauled last month which is normal.
- 3492 cubic yards of sludge solids were hauled to the landfill

