

**GRAND RAPIDS
PUBLIC UTILITIES**

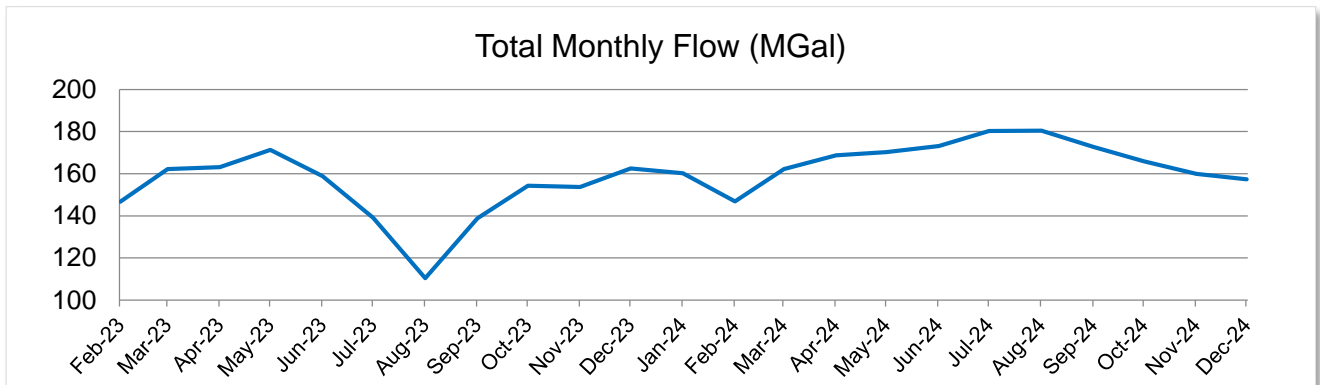
Service is Our Nature

500 SE Fourth Street • Grand Rapids, Minnesota 55744

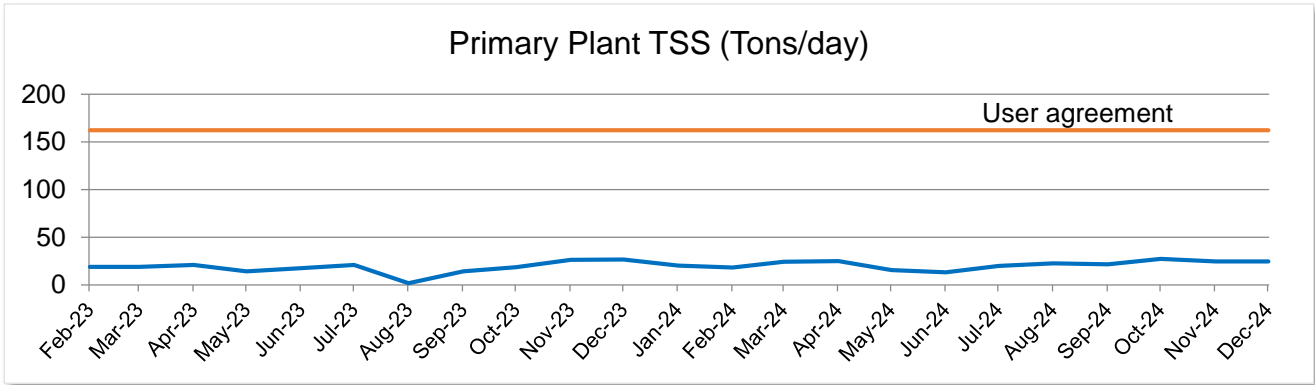
WASTEWATER MONTHLY ANALYSIS REPORT December 2024

Wastewater Operations

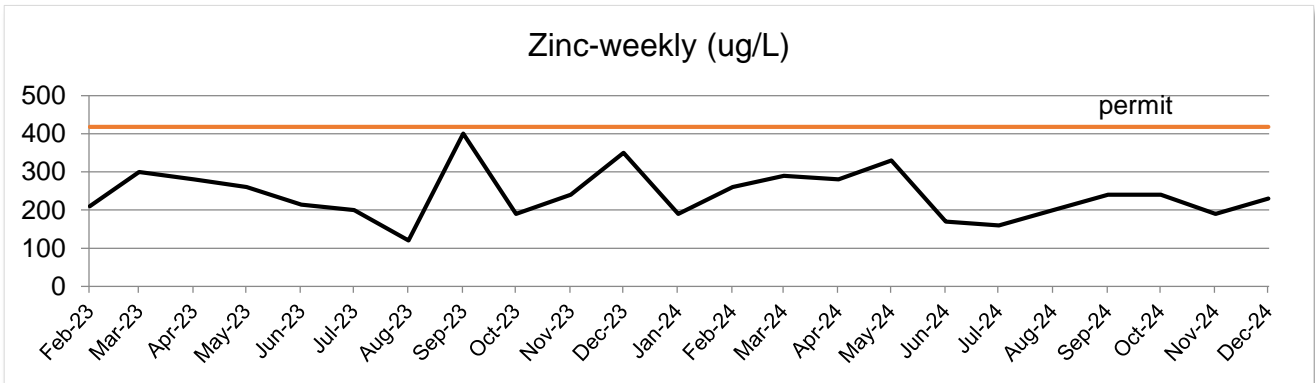
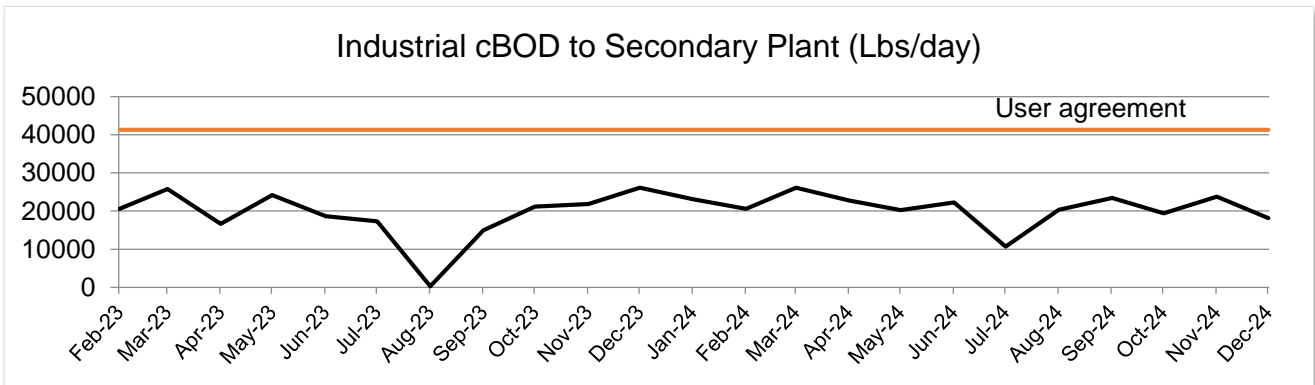
The Wastewater Treatment Plant (WWTP) met all National Pollutant Discharge Elimination System (NPDES) permit requirements last month. We treated 157 million gallons of water removing 99.7% of the Total Suspended Solids (TSS) and 98.9% Biochemical Oxygen Demand (cBOD).



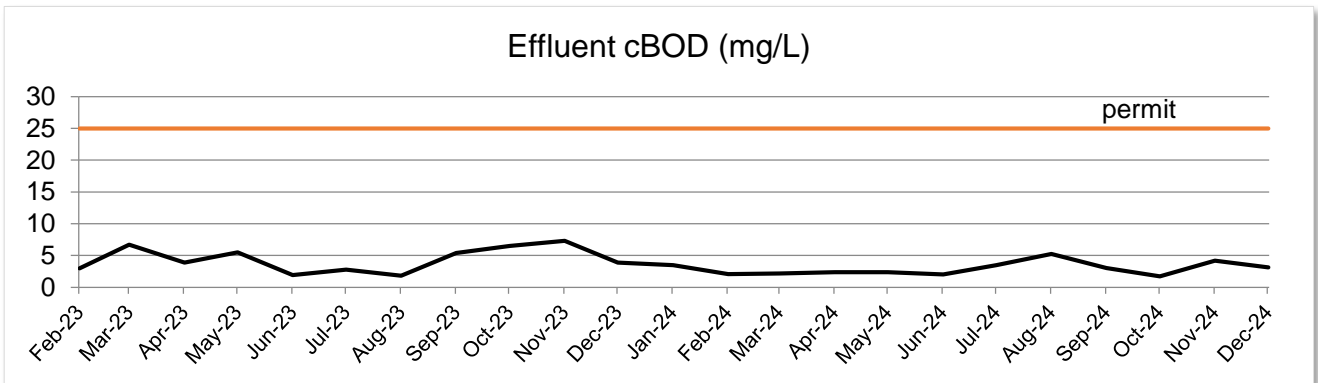
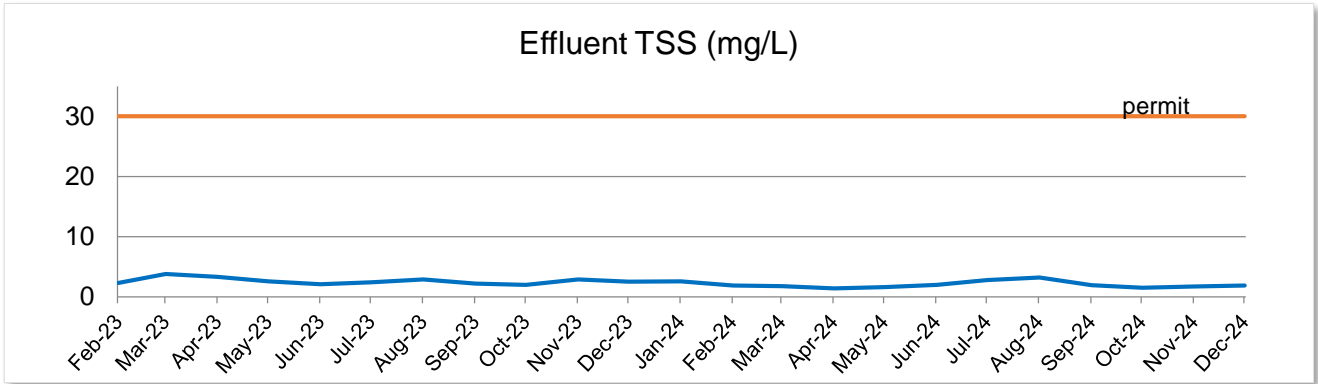
	Design Limits (monthly AVG)	Actual Results
<u>Primary Plant</u>		
Flow (MGD)	13.25	3.9
TSS (Tons/day)	162	24.4
TSS Peak (Tons/Day)	284	83.7



	Design Limits (monthly AVG)	Actual Results
Secondary Plant		
Flow (MGD)	15.25	5.1
cBOD (lbs/Day)	41,300	20,277
Peak cBOD (lbs/Day)	57,350	34,796
Zinc-weekly (ug/L)	418	230
% GRPUC		23.5%



<u>Effluent</u>	Permit Limits (monthly AVG)	Actual Results
TSS (mg/L) – monthly average	30	1.9
cBOD (mg/L) – monthly average	25	3.1
Dissolved Oxygen (mg/L)	>1.0	10.2



Sludge Landfill Operations

- 0.12 million gallons of leachate were hauled last month which is normal.
- 3612 cubic yards of sludge solids were hauled to the landfill

