

Grand Rapids Public Utilities

April 30, 2025

Operational and Capital Updates

GRPU Management Team



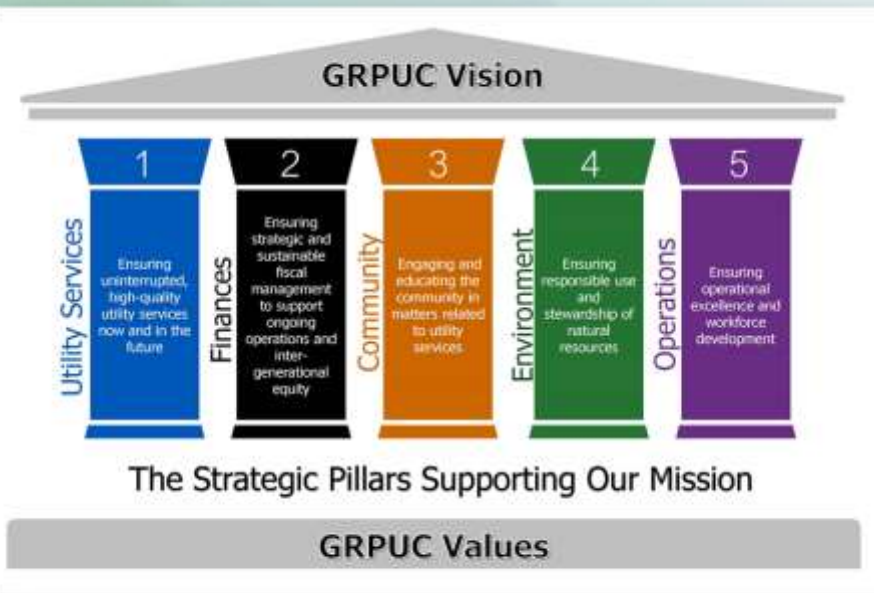
**GRAND RAPIDS
PUBLIC UTILITIES**
Service is Our Nature



MISSION VISION VALUES

WHO WE ARE

Grand Rapids Public Utilities (GRPU) is a statutory municipal utility established by the city of Grand Rapids, Minnesota. The Grand Rapids Public Utilities Commission (GRPUC) provides full control, operation and management of the GRPU electric power distribution system, the water production, treatment and distribution systems, and the wastewater collection and treatment systems.



Our Vision

Our vision is to be a dynamic public asset for the thriving community of Grand Rapids, enhancing lives and fostering growth through excellence in the provision of essential utility services.



Our Mission

Our mission is to empower GRPU team members to deliver safe, reliable, affordable, sustainable, and customer-focused utility services for our community.



Our Values

Safety

We hold paramount the well-being of our employees and the public in all operations.

Integrity

We uphold ethical standards and foster trust with all stakeholders.

Customer Focus

We prioritize customer needs and satisfaction in all our decisions and actions.

Efficiency

We maximize resources to provide cost-effective services without compromising quality.

Reliability

We consistently deliver high-quality utility services and strive for uninterrupted access.

Sustainability

We employ environmentally responsible practices in our operations and services.

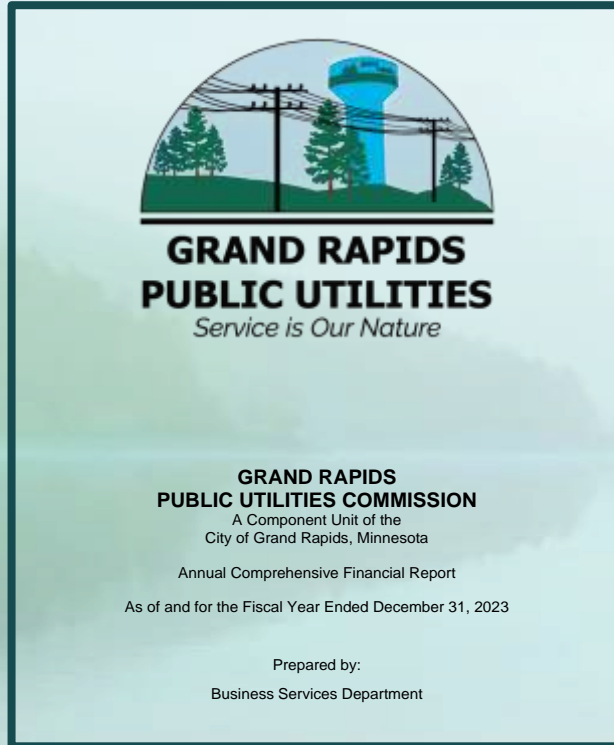
Transparency

We openly share information and decision-making processes, promoting informed community involvement.



Strategic and Sustainable Fiscal Management (FM)

Operations: GFOA Certificate of Excellence for 2023 by Julie Kennedy



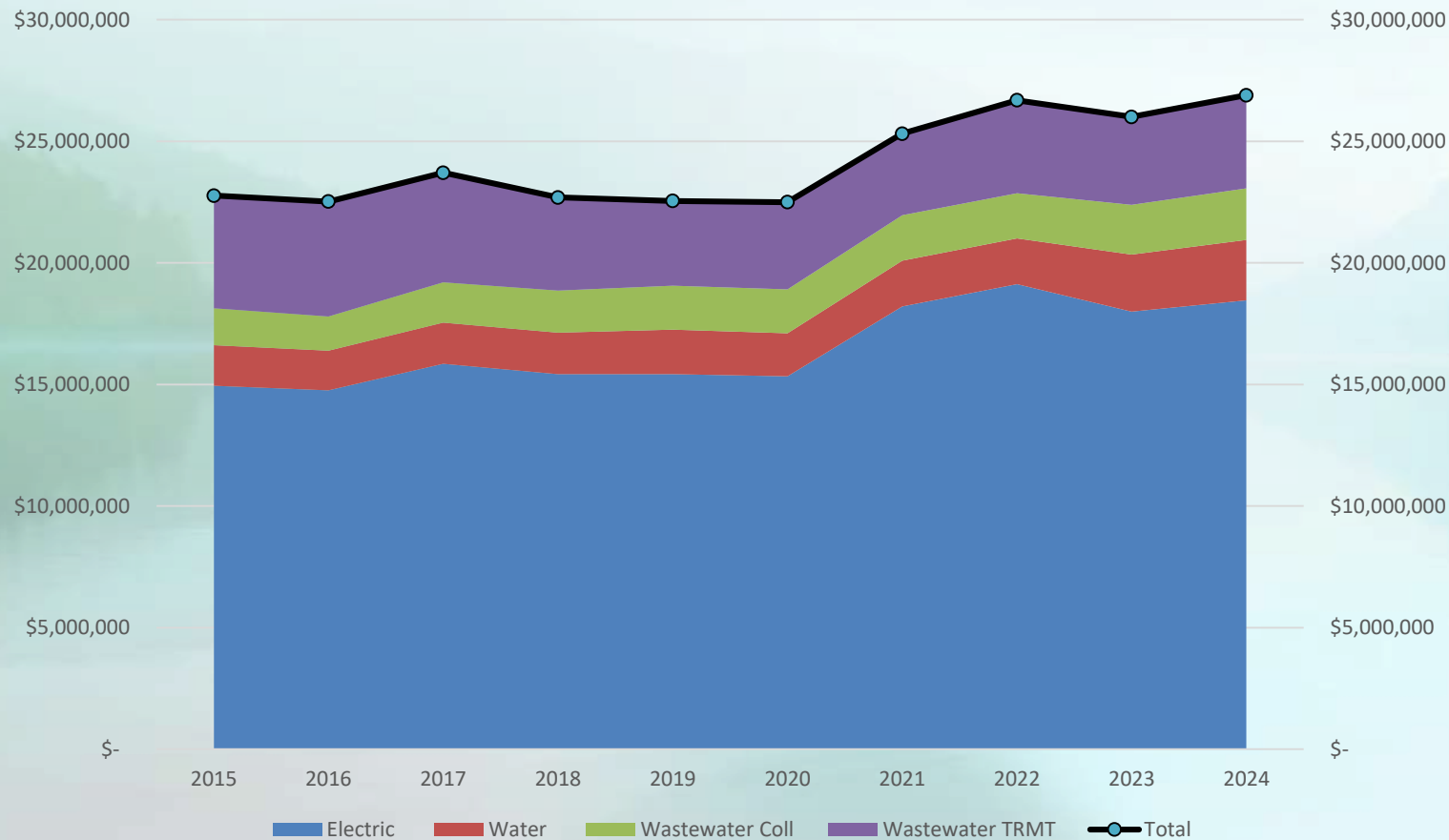
The Certificate of Achievement is the highest form of recognition in the area of governmental accounting and financial reporting, and its attainment represents a significant accomplishment by a government and its management. GFOA Michele Levin, Director/TSC



Strategic and Sustainable Fiscal Management (FM)

Operations: Historical review of operating revenue by Jean Lane

Operating Revenues by Source
Last Ten Years



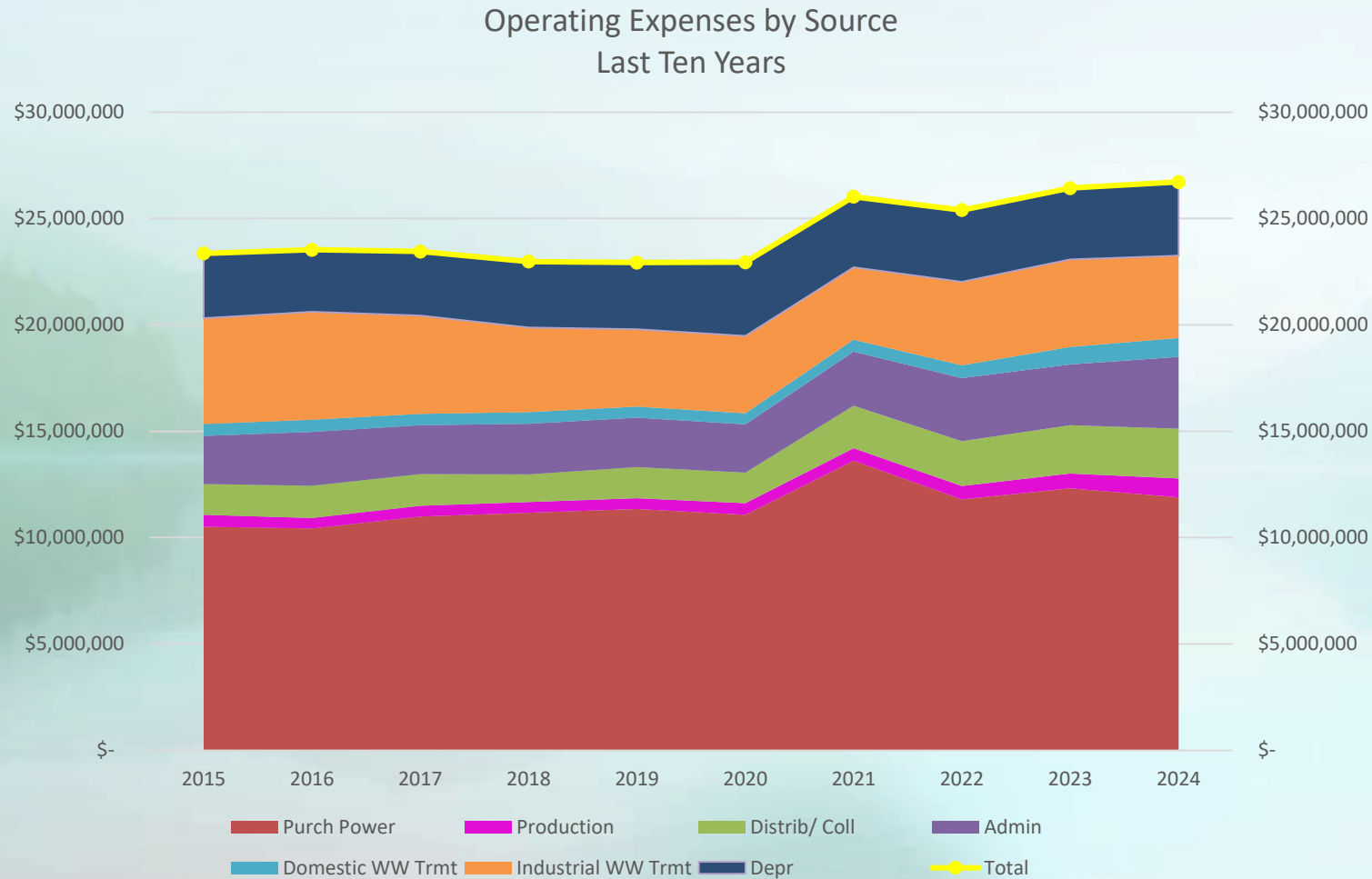
2024 Revenues by Utility

- Electric 69%
- Water 9%
- WW Coll 8%
- WW Trmt 14%



Strategic and Sustainable Fiscal Management (FM)

Operations: Historical review of operating expenses by Jean Lane



2024 Expenses by Source

- Purchased Power 45%
- Production 3%
- Distrib/Coll 9%
- Admin 13%
- Domestic WW Trmt 3%
- Industrial WW Trmt 14%
- Deprec. 13%



Strategic and Sustainable Fiscal Management (FM)

Operations: Historical review of operating net income (loss) by Jean Lane



2024 Operating Income = \$177,910

7 out 10 years operating losses

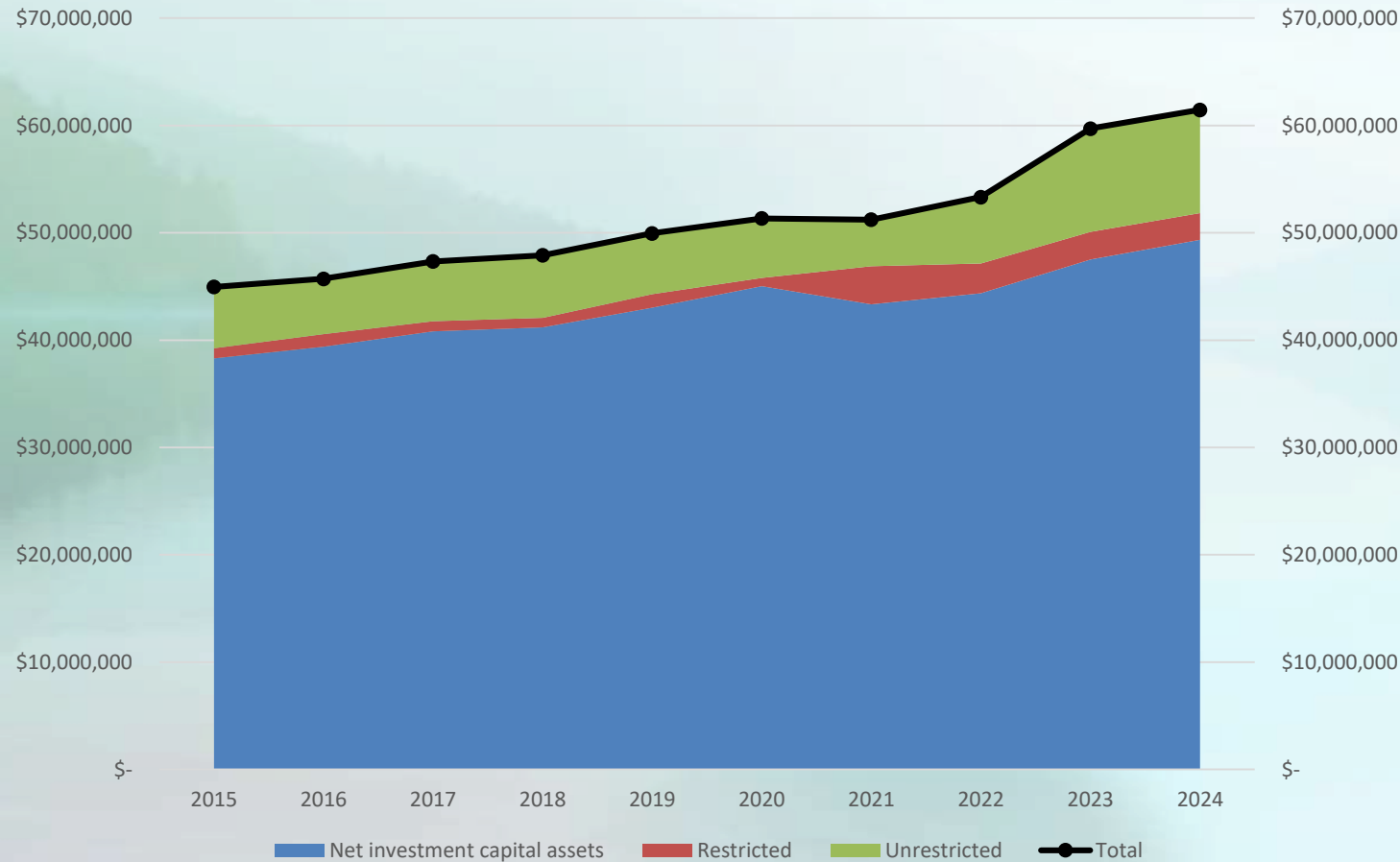
Largest operating income = 2022
\$1,291,695



Strategic and Sustainable Fiscal Management (FM)

Operations: Historical review of net position by Jean Lane

Net Position by Component
Last Ten Years



2024 Net Position

- Investment in Capital 80%
- Restricted 4%
- Unrestricted 16%

Goals

- Manage consistency in the blue area (capital investments)
- Increase the green area (unrestricted)



Strategic and Sustainable Fiscal Management (FM)

Operations: Historical review of statistics by Jean Lane



	2024	2023	APPA (5-10K customers)
Total electric O&M expense per kWh sold	\$ 0.089	\$ 0.083	\$ 0.092
Total electric O&M expense (excluding power supply expense) per retail customer	\$ 194	\$ 170	\$ 590
Total power supply expense per kWh sold	\$ 0.094	\$ 0.081	\$ 0.075
Purchased power cost per kWh purchased	\$ 0.072	\$ 0.077	\$ 0.068
Distribution O&M expense per retail customer	\$ 197	\$ 170	\$ 192
Distribution O&M expense per circuit mile	\$ 3,860	\$ 3,447	\$ 7,479



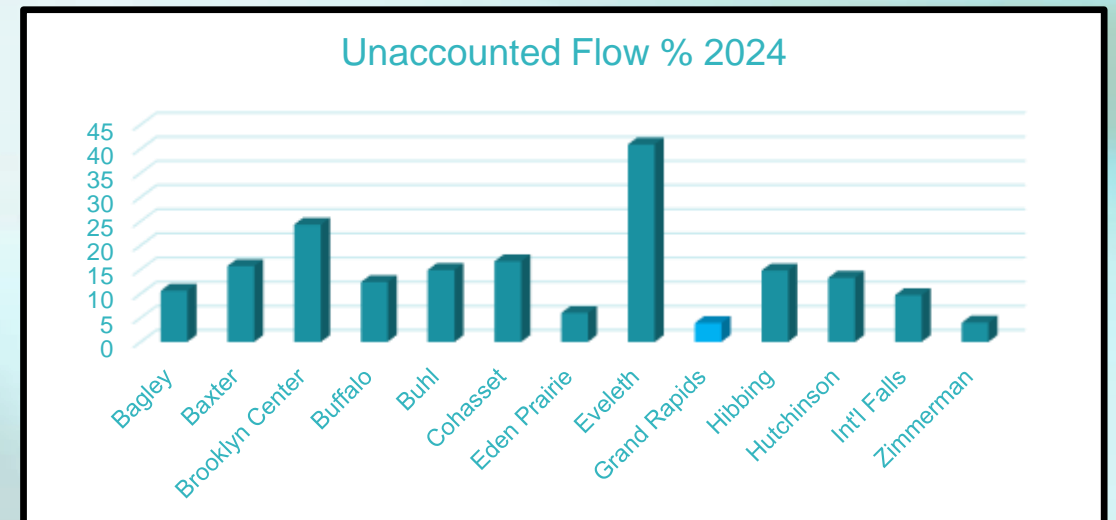
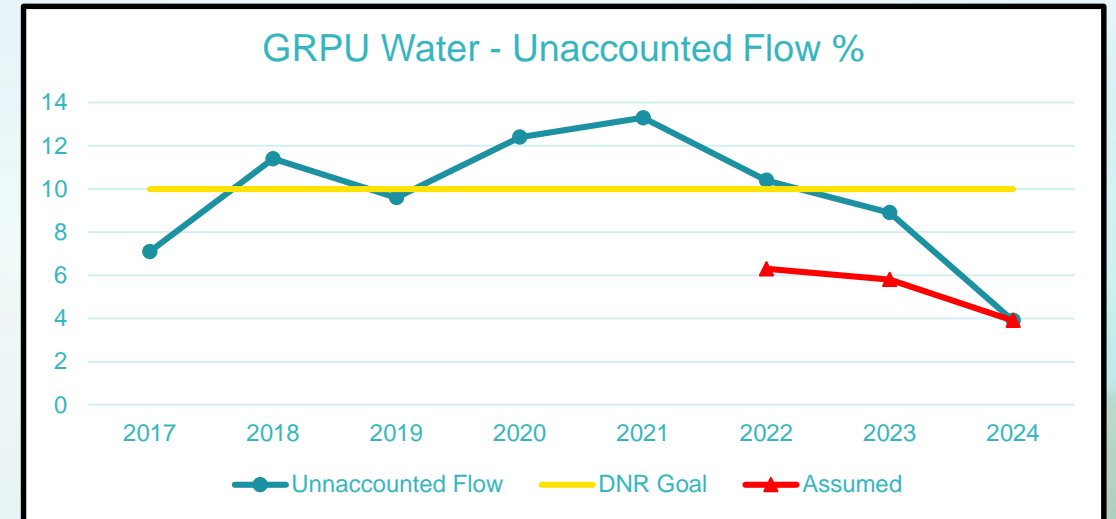
Fiscal Year	Gallons of Water Pumped	Gallons of Water Used in Processing	Gallons of Water to System	Gallons of Water Distributed	Unaccounted for Gallons	Percent System Loss
2015	530,167	138,781	391,386	351,196	40,190	10.3%
2016	535,997	152,819	383,178	312,765	70,413	18.4%
2017	507,151	131,338	375,813	319,578	56,235	15.0%
2018	361,329	13,859	347,470	308,695	38,775	11.2%
2019	374,602	34,422	340,180	307,253	32,698	9.6%
2020	399,832	56,480	343,352	298,465	43,946	12.8%
2021	454,165	84,684	369,481	331,125	38,356	10.4%
2022	462,231	111,530	350,701	314,260	36,441	10.4%
2023	521,606	156,315	365,291	330,903	36,085	9.9%
2024	360,730	14,151	346,579	332,822	18,807	5.0%**



Strategic and Sustainable Fiscal Management (FM)

Operations: Water - unaccounted flow update by Steve Mattson

- DNR established a goal of < 10% unaccounted flow for PWS
- 2024 - Replaced flow meters at WTP and wells 4&6
- 2024 - Unaccounted flow for was 3.9**
- Operations:
 - 2025 - Adding mag flow meter to well 3
 - Continue with distribution system leak studies
 - Annual flow verifications on flow meters



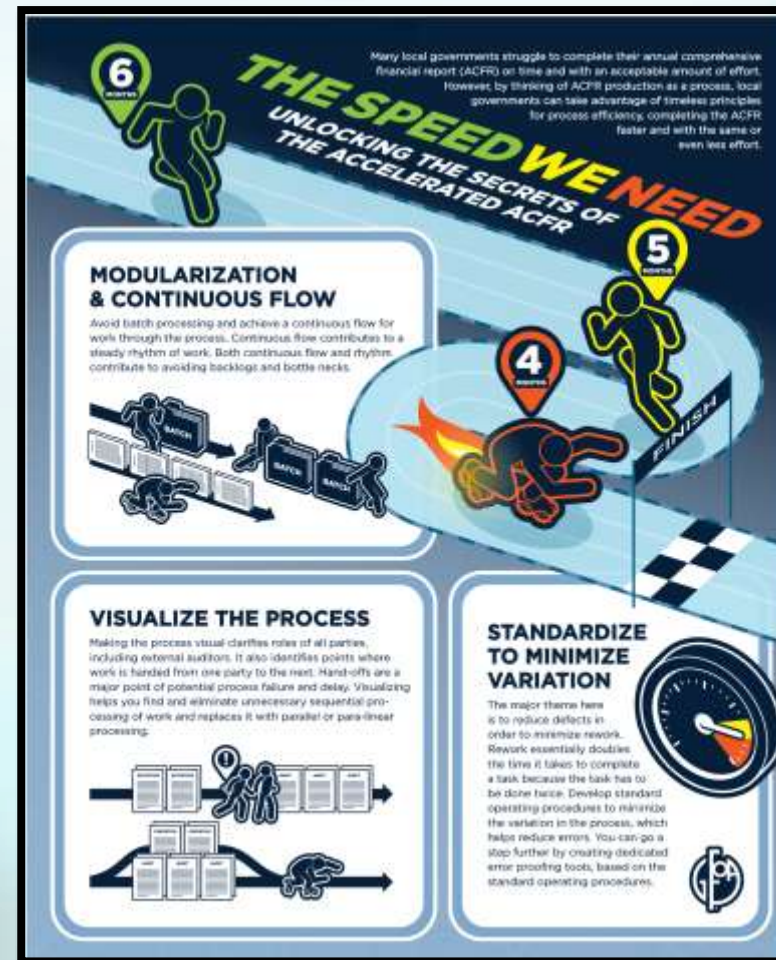
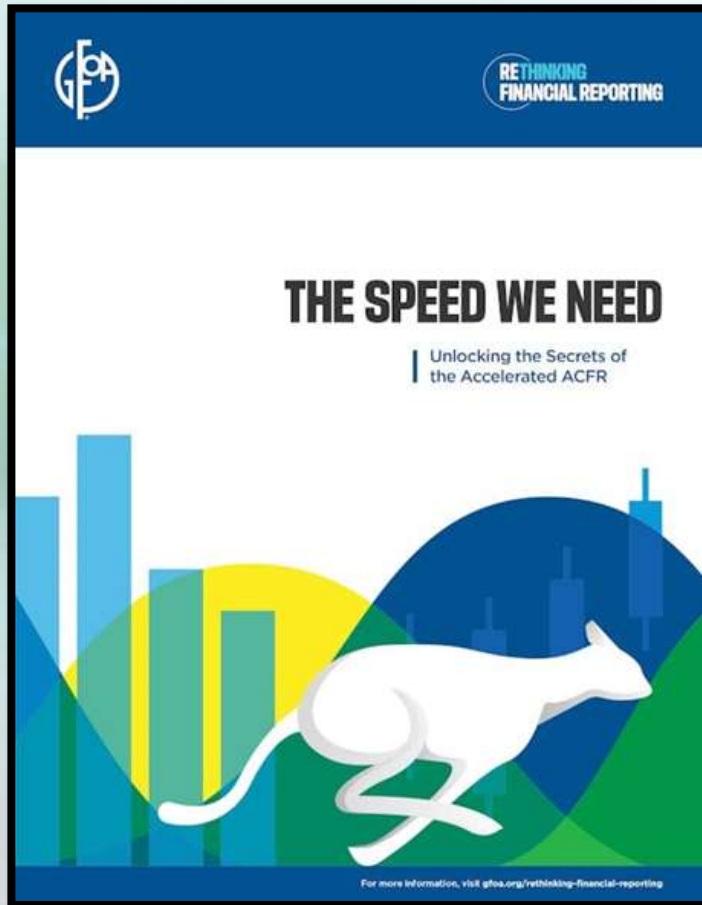


Strategic and Sustainable Fiscal Management (FM)

Operations: GFOA “Four-Month Club” by Jean Lane

Completing Annual Comprehensive Financial Report – ACFR on time and without excessive effort.

GRPU is part of the GFOA “Four-Month Club”





Engaging and Educating the Community (EC)

Operations: May customer campaign by Julie Kennedy

Service Line Warranties of America

Grand Rapids Public Utilities has partnered with Service Line Warranties of America (SLWA) to offer protection for homeowners for external sanitary Sewer lines. The coverage is voluntary and available at affordable monthly or annual prices. This program is offered at no cost to the City, and no public funds are used to promote or administer the program.

For questions about this service or to enroll, please contact SLWA at 866-922-9006 or visit www.slwofa.com.

- Rebates & Programs
Rebates
Community Caring Fund
Electric Conservation Programs
Load Management Program
Low Income Weatherization
Security Lights
Service Line Warranties of America

Operational Excellence (OE)

Operations: April safety summary by Julie Kennedy

Safety Topic This Month:

Safety Brad trained required employees on Heat Hazard Awareness on April 9th

Safety Committee Program Review This Month:

Safety Brad and the Safety Committee reviewed the Bloodborne Pathogens program at the April 10th meeting.

Incidents Reported last Month by Department

Administration: None

Business Services: None

Electric: None

Water-Wastewater: One

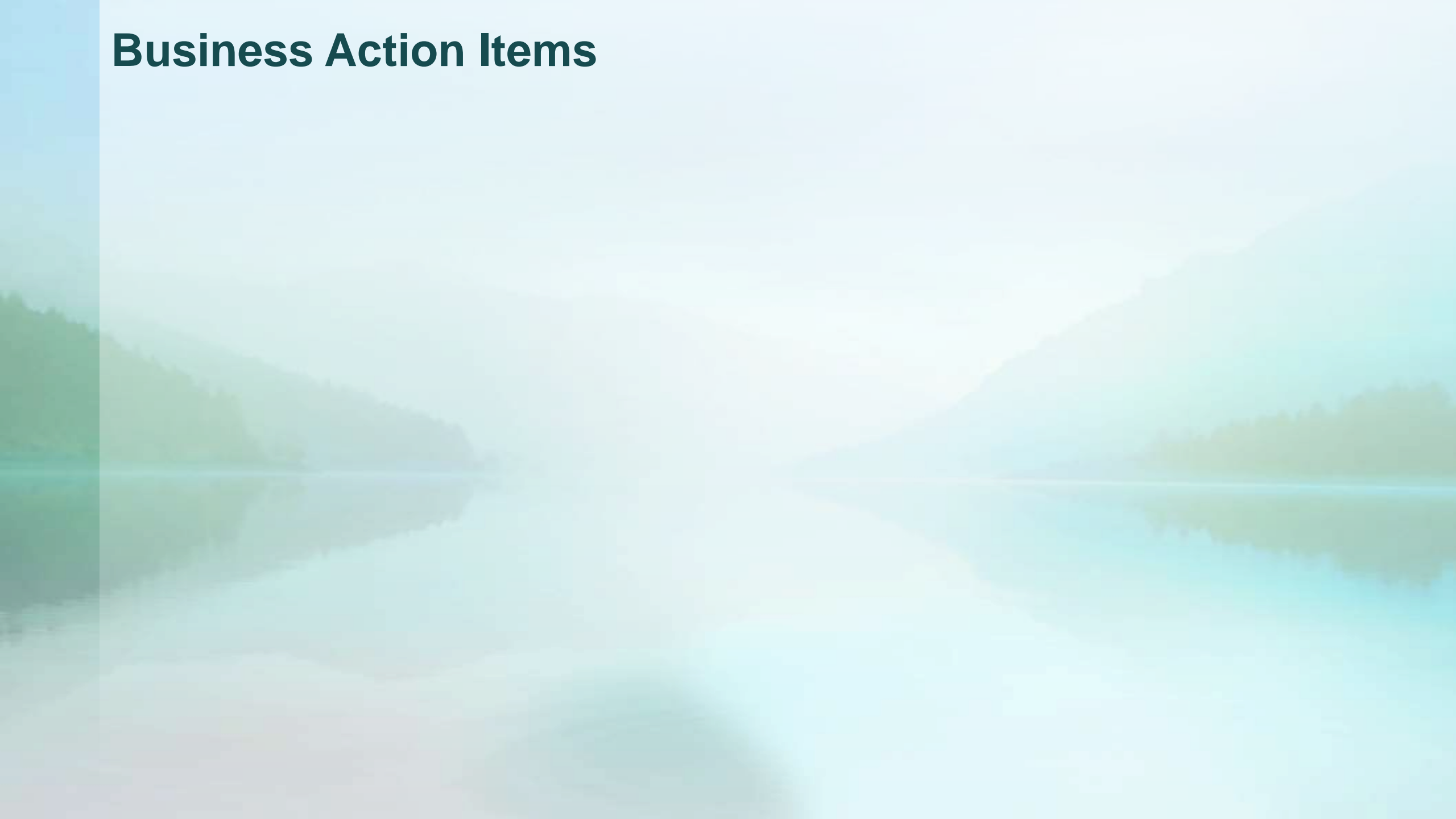
Cumulative Incidents for 2025

Recordable Incidents	0
Lost Time Days 2025	0
Restricted Days 2025	0
First Aid Only (not recordable)	2
Total FROI	2

Recordable Incident 5-year History

	2021	2022	2023	2024	2025
ADMIN	0	0	0	0	0
BUS SVCS	0	0	1	0	0
ELEC	0	0	0	1	0
W-WW	1	0	0	0	0
TOTAL	1	0	1	1	0

Business Action Items



Grand Rapids Public Utilities

Upcoming Commission Meetings

Work Session: May 14, 2025

Regular Meeting: May 28, 2025



**GRAND RAPIDS
PUBLIC UTILITIES**
Service is Our Nature