KEY LEGEND

	RECESSED LED STRIP LIGHT
SP	SPANDREL GLAZING

APPENDIX X: INDUSTRIAL DEVELOPMENT STANDARDS

SECTION 4 – BUILDING DESIGN STANDARDS FOR INDUSTRIAL DEVELOPMENT – ELEMENTS

ELEVATION	TYPE	a	b	c	d	e	f	g	h	i	TOTAL
WEST	PRIMARY	N	Y	N	N	Y	Y				3
SOUTH	PRIMARY	Y	Y	N	N	Y	Y				4
EAST	SECONDARY	Y	N	N	Y						2
NORTH	PRIMARY	N	Y	N	N	Y	Y	N	N	N	3

EXTERIOR ELEVATION MATERIAL TABULATION

NORTH ELEVATION (PRIMARY)

HORIZONTAL & VERTICAL ARTICULATIONS	REQUIRED	PROVIDED
5% OF BUILDING HEIGHT	2'-4"	6'-6" & 3'-0" (VERTICAL)
15% OF BUILDING LENGTH	57'-9"	85'-0" (HORIZONTAL)
ACCENT LIGHTS	REQUIRED	PROVIDED
50% OF BUILDING LENGTH	**192'-0"**	**194'-11"**

SOUTH ELEVATION (PRIMARY)

ACCENT MATERIALS (50% OF FACADE (17,941) SF)	REQUIRED	PROVIDED
ACCENT MASONRY 1 – COMPOSITE WOOD	MAX 15% OF FACADE	1,374 SF (8%)
ACCENT MASONRY 2 – HORIZONTAL FORMLINER		7,886 SF (43%)
TOTAL		9,260 SF (51%)
VERTICAL & HORIZONTAL ARTICULATIONS	REQUIRED	PROVIDED
5% OF BUILDING HEIGHT	2'-4"	6'-6" & 3'-0" (VERTICAL)
15% OF BUILDING LENGTH	57'-9"	85'-0" (HORIZONTAL)
ACCENT LIGHTS	REQUIRED	PROVIDED
50% OF BUILDING LENGTH	**192'-0"**	**207'-0"**

EAST ELEVATION (SECONDARY)

ACCENT MATERIAL/COLOR (10%-25% OF FACADE) 27,587	REQUIRED	PROVIDED
COLOR 1 (PNT-1)	2,758 SF – 6,896 SF	6,159 SF
TOTAL		6,159 SF (22%)
VERTICAL & HORIZONTAL ARTICULATIONS	REQUIRED	PROVIDED
5% OF BUILDING HEIGHT	1'-11"	10'-0" (VERTICAL)
15% OF BUILDING LENGTH	95'	127'-0" (HORIZONTAL)

WEST ELEVATION (PRIMARY)

HORIZONTAL & VERTICAL ARTICULATIONS	REQUIRED	PROVIDED
5% OF BUILDING HEIGHT	2'-5"	4'-6" (VERTICAL)
15% OF BUILDING LENGTH	95'	342'-10" (HORIZONTAL)
ACCENT LIGHTS	REQUIRED	PROVIDED
50% OF BUILDING LENGTH	**316'-2"**	**352'-10"**

EXTERIOR FINISH LEGEND:

PNT-1	SHERWIN WILLIAMS SW "7009 PEARLY WHITE" (NICHIHA FIBER CEMENT, CONC. PANELS)
PNT-2	SHERWIN WILLIAMS SW 7015 "REPOSE GRAY"
PNT-3	SHERWIN WILLIAMS SW "7017 DORIAN GRAY" (ACCENT COLOR)
PNT-4	SHERWIN WILLIAMS SW "7019 GAUNTLET" (ACCENT COLOR)
FML-1	ARCHITECTURAL FORMLINER
WD-1	COMPOSITE WOOD FINISH PANEL
PNT-4	SAFETY YELLOW – BOLLARDS
HOLLOW METAL DOORS AND FRAMES	PAINT TO MATCH THE ADJACENT WALL COLOR
GUTTER AND DOWNSPOUTS	PREFINISHED, COLOR TO BE SELECTED FROM MANUFACTURER'S SELECTIONS

APPENDIX X: INDUSTRIAL DEVELOPMENT STANDARDS

WALL	HEIGHTS	TOTAL AREA	ENGINEERED WOOD 15 % MAX (ACCENT MATERIALS 50% MIN. OF FACADE)	FORMLINER (ACCENT MATERIALS 50% MIN. OF FACADE)	GLASS 15% MIN. OF FACADE
NORTH (PRIMARY)	52'-0"	17,941 SF	1,374 SF = 8% (NA)	2,809 SF = 16%	
SOUTH (PRIMARY)	52'-0"	17,941 SF	1,374 SF = 8%	8,397 SF = 47%	2,726 SF = 15%
EAST (SECONDARY)	48'-4"	27,581 SF	–	–	192 SF (NA)
WEST (PRIMARY)	52'-0"	31,564 SF	4,728 SF = 15% (NA)	–	8,373 SF = 27%

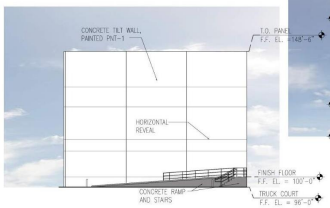

06 Southwest Corner Elevation
SCALE: 1/16" = 1'-0"

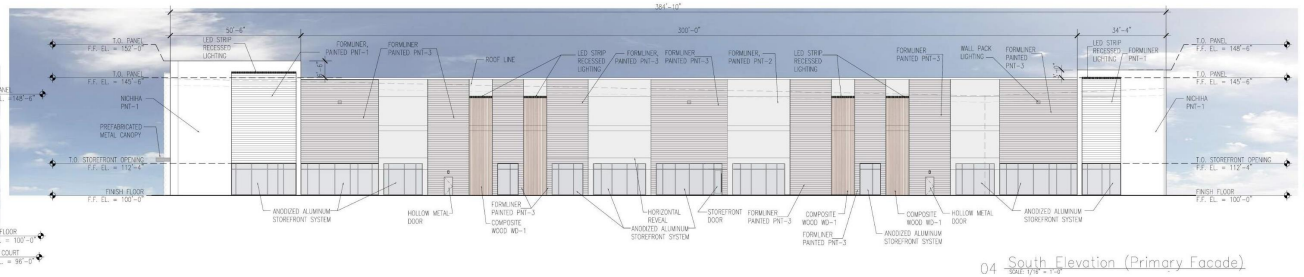

04 South Elevation (Primary Facade)
SCALE: 1/16" = 1'-0"

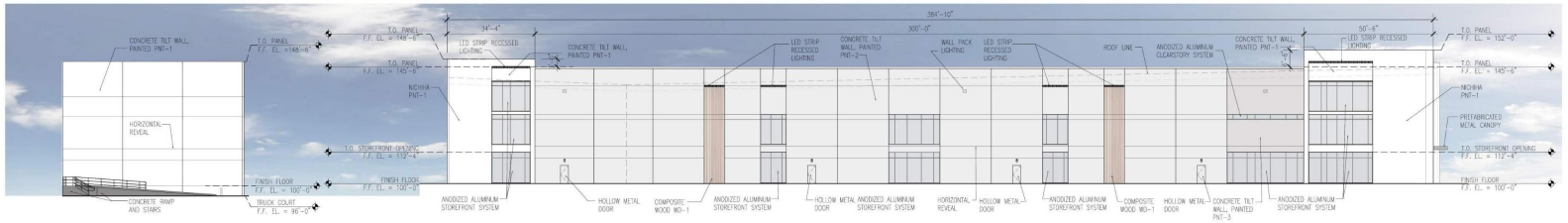

05 Northeast Corner Elevation
SCALE: 1/16" = 1'-0"

03 North Elevation (Primary Facade)
SCALE: 1/16" = 1'-0"

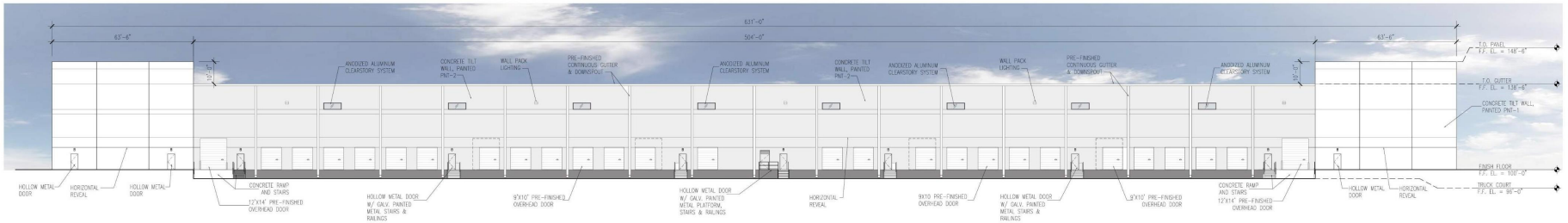

02 East Elevation (Secondary Facade)
SCALE: 1/16" = 1'-0"

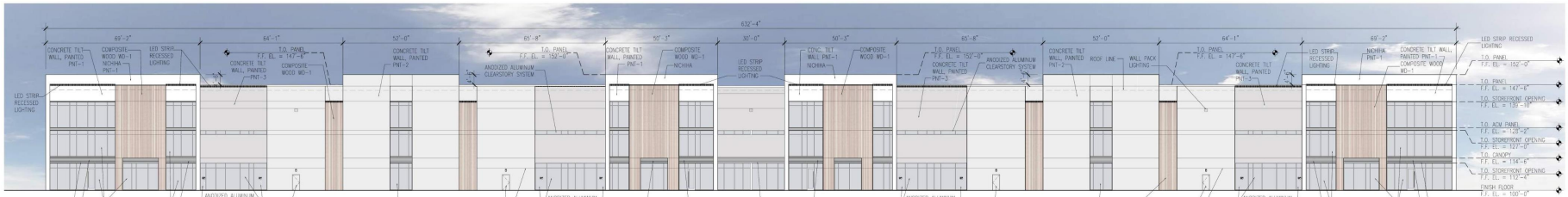

01 West Elevation (Primary Facade)
SCALE: 1/16" = 1'-0"

INTERIM REVIEW DOCUMENTS
Fernando J. Andrade,
TX. #17868. 03-16-2026
Not for Regulatory Approval,
Permit, or Construction.

Copyright © 2026 GSR-Andrade Architects, Inc.

gsr andrade ARCHITECTS
2001 North Lamar St. Ste 400
Dallas, Texas 75202
P 214.824.7040
F 214.887.0559

GSR Andrade Architects
Architect

Structural Engineer

Mechanical-Electrical-Plumbing Engineers

Civil-Landscape

JACKSON·SHAW
8000 ALPHA ROAD, SUITE 100
DALLAS, TEXAS 75244
Tel: 1-888-555-0010W
WWW.JACKSONSHAW.COM

GRAND PRAIRIE - MAYFIELD INDUSTRIAL PARK BUILDING 1

MAYFIELD RD. AND FORUM DR.
GRAND PRAIRIE, TEXAS 75052

PROJECT NO.:
DATE: MARCH 16, 2026
REVISIONS:

NO.	DATE	DESCR.
1	03/16/26	CITY REVIEW
2	04/03/26	CITY REVIEW COMMENTS
3		
4		
5		
6		

A4.01
BUILDING 1 ELEVATIONS

KEY LEGEND

	RECESSED LED STRIP LIGHT
SP	SPANDREL GLAZING

APPENDIX X: INDUSTRIAL DEVELOPMENT STANDARDS

SECTION 4 – BUILDING DESIGN STANDARDS FOR INDUSTRIAL DEVELOPMENT – ELEMENTS

ELEVATION	TYPE	a	b	c	d	e	f	g	h	i	TOTAL
WEST	SECONDARY	Y	N	N	Y						2
SOUTH	SECONDARY	Y	N	N	Y						2
EAST	SECONDARY	Y	N	N	Y						2
NORTH	PRIMARY	N	Y	N	N	Y	Y	N	N	N	3

EXTERIOR ELEVATION MATERIAL TABULATION

NORTH ELEVATION (PRIMARY)

HORIZONTAL & VERTICAL ARTICULATIONS	REQUIRED	PROVIDED
5% OF BUILDING HEIGHT	2'-0"	4'-0" (VERTICAL)
15% OF BUILDING LENGTH	97'-3"	350'-10" (HORIZONTAL)

ACCENT LIGHTS	REQUIRED	PROVIDED
50% OF BUILDING LENGTH	**324'-2"**	**375'-8"**

SOUTH ELEVATION (SECONDARY)

ACCENT MATERIAL/COLOR (10%-25% OF FACADE) 25,571	REQUIRED	PROVIDED
COLOR 1 (PNT-1)	2,557 SF – 6,393 SF	5,397 SF
TOTAL		**5,397 SF (21%)**

VERTICAL & HORIZONTAL ARTICULATIONS	REQUIRED	PROVIDED
5% OF BUILDING HEIGHT	6'-8"	7'-6 1/2"
15% OF BUILDING LENGTH	97'-0"	123'-0"

EAST ELEVATION (SECONDARY)

ACCENT MATERIAL/COLOR (10%-25% OF FACADE) 11,287		
COMPOSITE WOOD	1,129 SF – 2,822 SF	515 SF
COLOR 1 (PNT 3)	1,129 SF – 2,822 SF	795 SF
TOTAL		**1,310 SF (11%)**

VERTICAL & HORIZONTAL ARTICULATIONS	REQUIRED	PROVIDED
5% OF BUILDING HEIGHT	1'-8"	3'-0" & 6'-6"
15% OF BUILDING LENGTH	41'-10"	85'-0"

WEST ELEVATION (SECONDARY)

ACCENT MATERIAL/COLOR (10%-25% OF FACADE) 11,287	REQUIRED	PROVIDED
COMPOSITE WOOD	1,129 SF – 2,822 SF	515 SF
COLOR 1 (PNT 3)	1,129 SF – 2,822 SF	795 SF
TOTAL		**1,310 SF (11%)**

HORIZONTAL & VERTICAL ARTICULATIONS	REQUIRED	PROVIDED
5% OF BUILDING HEIGHT	1'-8"	3'-0" & 6'-6"
15% OF BUILDING LENGTH	41'-10"	85'-0"

EXTERIOR FINISH LEGEND:

PNT-1	SHERWIN WILLIAMS SW "7009 PEARLY WHITE" (MCNIHA FIBER CEMENT, CONC. PANELS)
PNT-2	SHERWIN WILLIAMS SW 7015 "REPOSE GRAY"
PNT-3	SHERWIN WILLIAMS SW "7017 DORIAN GRAY" (ACCENT COLOR)
PNT-4	SHERWIN WILLIAMS SW "7019 GAUNTLET" (ACCENT COLOR)
WD-1	COMPOSITE WOOD FINISH PANEL
PNT-4	SAFETY YELLOW – BOLLARDS
HOLLOW METAL DOORS AND FRAMES	PAINT TO MATCH THE ADJACENT WALL COLOR
GUTTER AND DOWNSPOUTS	PREFINISHED, COLOR TO BE SELECTED FROM MANUFACTURER'S SELECTIONS

APPENDIX X: INDUSTRIAL DEVELOPMENT STANDARDS

WALL	HEIGHTS	TOTAL AREA	UNCANCEIZED WOOD (15 % MAX [ACCENT MATERIALS 50% MIN. OF FACADE]	FORMLINER (ACCENT MATERIALS 50% MIN. OF FACADE)	GLASS 15% MIN. OF FACADE
NORTH (PRIMARY)	46'-0"	28,470 SF	4,266 SF = 14%	–	7,786 SF = 27%
SOUTH (SECONDARY)	42'-6"	25,571 SF	–	–	216 SF = (NA)
EAST (SECONDARY)	46'-0"	11,485 SF	515 SF = 4% (NA)	–	973 SF (NA)
WEST (SECONDARY)	46'-0"	11,485 SF	515 SF = 4% (NA)	–	973 SF = (NA)

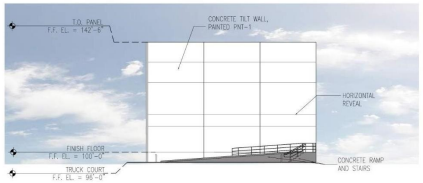

04 Southwest Corner Elevation
SCALE: 1/16" = 1'-0"

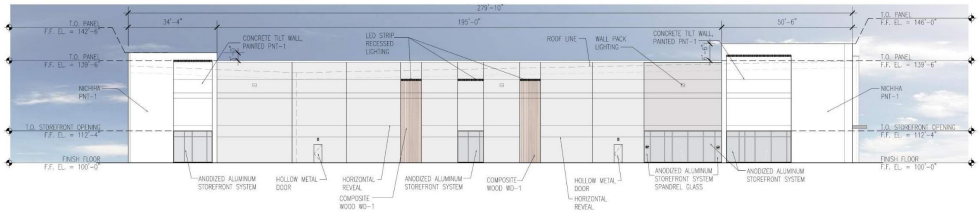

04 East Elevation (Secondary Facade)
SCALE: 1/16" = 1'-0"

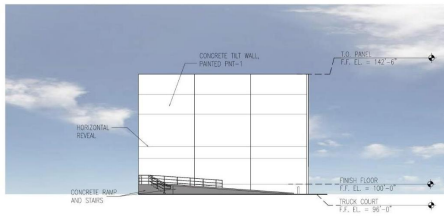

05 Southeast Corner Elevation
SCALE: 1/16" = 1'-0"

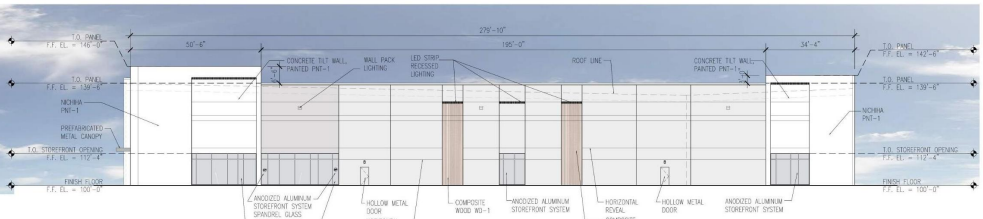

03 West Elevation (Secondary Facade)
SCALE: 1/16" = 1'-0"

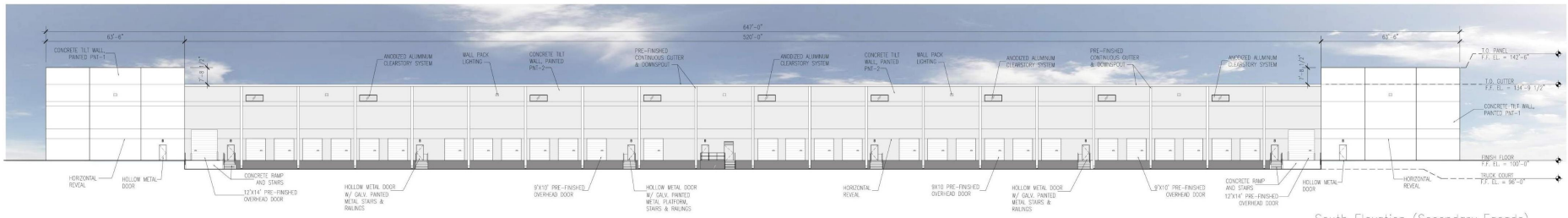

02 South Elevation (Secondary Facade)
SCALE: 1/16" = 1'-0"

01 North Elevation (Primary Facade)
SCALE: 1/16" = 1'-0"

INTERIM REVIEW DOCUMENTS
Fernando J. Andrade,
TX. #17868, 03-16-2026
Not for Regulatory Approval,
Permit, or Construction.

Copyright © 2026 GSR-Andrade Architects, Inc.

gsr andrade ARCHITECTS
2001 North Lamar St. Ste 400
Dallas, Texas 75202
P 214.824.7040
F 214.887.0559

GSR Andrade Architects
Architect

Structural Engineer

Mechanical-Electrical-Plumbing Engineers

Civil-Landscape

JACKSON·SHAW
4890 ALPHA ROAD, SUITE 100
DALLAS, TEXAS 75244
Tel: 1-888-551-SHAW
WWW.JACKSONSHAW.COM

GRAND PRAIRIE - MAYFIELD INDUSTRIAL PARK BUILDING 2

MAYFIELD RD. AND FORUM DR.
GRAND PRAIRIE, TEXAS 75052

PROJECT NO.:
DATE: MARCH 16, 2026
REVISIONS:

NO.	DATE	REMARK
1	03/16/26	CITY REVIEW
2	04/03/26	CITY REVIEW COMMENTS
3		
4		
5		
6		

A4.02
BUILDING 2 ELEVATIONS

KEY LEGEND

	RECESSITED LED STRIP LIGHT
SP	SPANDREL GLAZING

APPENDIX X: INDUSTRIAL DEVELOPMENT STANDARDS

SECTION 4 – BUILDING DESIGN STANDARDS FOR INDUSTRIAL DEVELOPMENT – ELEMENTS

ELEVATION	TYPE	a	b	c	d	e	f	g	h	TOTAL
WEST	SECONDARY	Y	N	N	Y					2
SOUTH	PRIMARY	N	Y	N	N	Y	Y			3
EAST	SECONDARY	Y	N	N	Y					2
NORTH	SECONDARY	Y	N	N	Y	N	N	N	N	2

EXTERIOR ELEVATION MATERIAL TABULATION

SOUTH ELEVATION (PRIMARY)

VERTICAL/HORIZONTAL ARTICULATIONS	REQUIRED	PROVIDED
5% OF BUILDING HEIGHT	2'-0"	4'-6" (VERTICAL)
15% OF BUILDING LENGTH	93'-3"	352'-10" (HORIZONTAL)

ACCENT LIGHTS	REQUIRED	PROVIDED
50% OF BUILDING LENGTH	324'-2"	375'-8"

NORTH ELEVATION (SECONDARY)

ACCENT MATERIAL/COLOR (10%-25% OF FACADE) 25,571	REQUIRED	PROVIDED
COLOR 1 (PNT 1)	2,557 SF – 6,393 SF	5,397 SF
TOTAL		5,397 SF (21%)

VERTICAL & HORIZONTAL ARTICULATIONS	REQUIRED	PROVIDED
5% OF BUILDING HEIGHT	6'-6"	7'-8 1/2"
15% OF BUILDING LENGTH	97'-3"	123'-0"

EAST ELEVATION (SECONDARY)

ACCENT MATERIAL/COLOR (10%-25% OF FACADE) 11,287	REQUIRED	PROVIDED
COMPOSITE WOOD (WD-1)	1,129 SF – 2,822 SF	515 SF
COLOR 1 (PNT 3)	1,129 SF – 2,822 SF	795 SF
TOTAL		1,310 SF (11%)

VERTICAL & HORIZONTAL ARTICULATIONS	REQUIRED	PROVIDED
5% OF BUILDING HEIGHT	1'-8"	3'-0" & 6'-6"
15% OF BUILDING LENGTH	41'-10"	85'-0"

WEST ELEVATION (SECONDARY)

ACCENT MATERIAL/COLOR (10%-25% OF FACADE) 10,892	REQUIRED	PROVIDED
COMPOSITE WOOD (WD-1)	1,089 SF – 2,723 SF	515 SF
COLOR 1 (PNT-3)	1,089 SF – 2,723 SF	583 SF
TOTAL		1,098 SF (10%)

HORIZONTAL & VERTICAL ARTICULATIONS	REQUIRED	PROVIDED
5% OF BUILDING HEIGHT	1'-8"	3'-0" & 6'-6"
15% OF BUILDING LENGTH	39'-6"	85'-0"

EXTERIOR FINISH LEGEND:

PNT-1		SHERWIN WILLIAMS SW "7008 PEARLY WHITE" (NICHIHA FIBER CEMENT, CONC. PANELS)
PNT-2		SHERWIN WILLIAMS SW 7015 "REPOSE GRAY"
PNT-3		SHERWIN WILLIAMS SW "7017 DORIAN GRAY" (ACCENT COLOR)
PNT-4		SHERWIN WILLIAMS SW "7019 GAUNTLET" (ACCENT COLOR)
WD-1		COMPOSITE WOOD FINISH PANEL
PNT-4		SAFETY YELLOW – BOLLARDS
HOLLOW METAL DOORS AND FRAMES		PAINT TO MATCH THE ADJACENT WALL COLOR
GUTTER AND DOWNSPOUTS		PREFINISHED, COLOR TO BE SELECTED FROM MANUFACTURER'S SELECTIONS

APPENDIX X: INDUSTRIAL DEVELOPMENT STANDARDS

WALL	HEIGHTS	TOTAL AREA	ENGINEERED WOOD 15 % MAX (ACCENT MATERIALS 50% MIN. OF FACADE)	FORMLINER (ACCENT MATERIALS 50% MIN. OF FACADE)	GLASS 15% MIN. OF FACADE
NORTH (SECONDARY)	42'-6"	25,571 SF	–	–	216 SF = (NA)
SOUTH (PRIMARY)	46'-0"	28,470 SF	4,066 SF = 14%	–	7,788 SF = 27%
EAST (SECONDARY)	46'-0"	11,278 SF	515 SF = 5% (NA)	–	973 SF (NA)
WEST (SECONDARY)	46'-0"	10,892 SF	515 SF = 5% (NA)	–	876 SF = (NA)

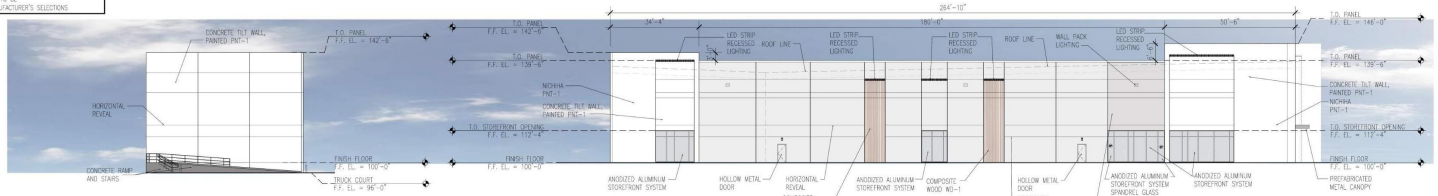

06 Northwest Elevation
SCALE: 1/16" = 1'-0"

04 West Elevation (Secondary Facade)
SCALE: 1/16" = 1'-0"

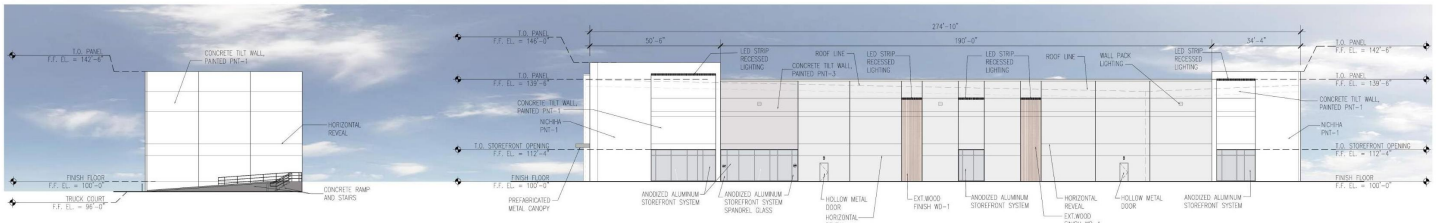

05 Northeast Corner Elevation
SCALE: 1/16" = 1'-0"

03 East Elevation (Secondary Facade)
SCALE: 1/16" = 1'-0"

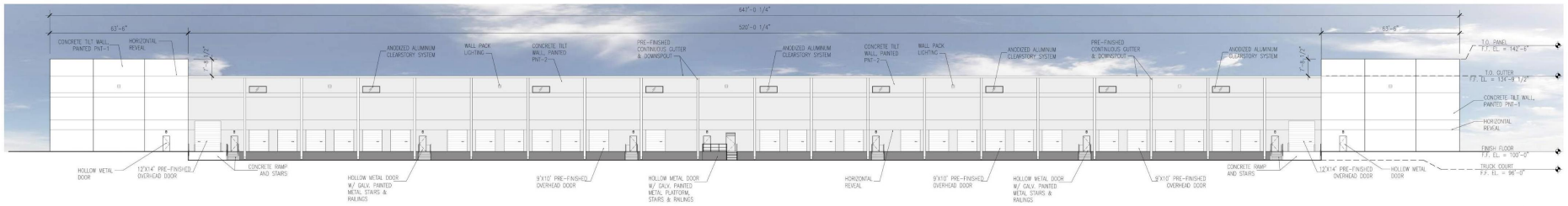

02 North Elevation (Secondary Facade)
SCALE: 1/16" = 1'-0"

01 South Elevation (Primary Facade)
SCALE: 1/16" = 1'-0"

INTERIM REVIEW DOCUMENTS
Fernando J. Andrade,
TX. #17868. 03-16-2026
Not for Regulatory Approval,
Permit, or Construction.

Copyright © 2026 GSR-Andrade Architects, Inc.

gsr | andrade ARCHITECTS
2001 North Lamar St. Ste 400
Dallas, Texas 75202
P 214.824.7040
F 214.887.0559

GSR Andrade Architects
Architect

Structural Engineer

Mechanical-Electrical-Plumbing Engineers

Civil-Landscape

JACKSON·SHAW
4000 ALPHA ROAD, SUITE 100
DALLAS, TEXAS 75244
Tel: 1-800-351-SHAW
WWW.JACKSONSHAW.COM

GRAND PRAIRIE - MAYFIELD INDUSTRIAL PARK BUILDING 3

MAYFIELD RD. AND FORUM DR.
GRAND PRAIRIE, TEXAS 75052

PROJECT NO.:
DATE: MARCH 16, 2026
REVISIONS:

NO.	DATE	REVISION
1	03/16/26	CITY REVIEW
2	04/03/26	CITY REVIEW COMMENTS
3		
4		
5		
6		
7		

A4.03
BUILDING 3 ELEVATIONS

KEY LEGEND

(SF)	RECESSED LED STRIP LIGHT
	SPANDREL GLAZING

APPENDIX X: INDUSTRIAL DEVELOPMENT STANDARDS

SECTION 4 – BUILDING DESIGN STANDARDS FOR INDUSTRIAL DEVELOPMENT – ELEMENTS

ELEVATION	TYPE	a	b	c	d	e	f	g	h	i	TOTAL
WEST	SECONDARY	Y	N	N	Y						2
SOUTH	PRIMARY	N	Y	N	N	Y	Y				3
EAST	SECONDARY	Y	N	N	Y						2
NORTH	SECONDARY	Y	N	N	Y	N	N	N	N	N	2

EXTERIOR ELEVATION MATERIAL TABULATION

SOUTH ELEVATION (PRIMARY)

ACCENT MATERIALS (50% OF FACADE (5,158 SF))	REQUIRED	PROVIDED
ACCENT MASONRY 1 – COMPOSITE WOOD	MAX 15% OF FACADE	221 SF (4%)
TOTAL		221 SF (4%)

VERTICAL ARTICULATIONS	REQUIRED	PROVIDED
5% OF BUILDING HEIGHT	1'-0"	3'-0" & 4'-6" (VERTICAL)
15% OF BUILDING LENGTH	36'-0"	50'-6" (HORIZONTAL),
ACCENT LIGHTS	**REQUIRED**	**PROVIDED**
50% OF BUILDING LENGTH	**120'-0"**	**136'-10"**

NORTH ELEVATION (SECONDARY)

ACCENT MATERIAL/COLOR (10%-25% OF FACADE) 5,100	REQUIRED	PROVIDED
COLOR 1 (PNT 3)	510 SF – 1,275 SF	520 SF
TOTAL		520 SF (10%)
VERTICAL & HORIZONTAL ARTICULATIONS	REQUIRED	PROVIDED
5% OF BUILDING HEIGHT	1'-0"	3'-0"
15% OF BUILDING LENGTH	36'-0"	100'-0"

EAST ELEVATION (SECONDARY)

ACCENT MATERIAL/COLOR (10%-25% OF FACADE) 1,727	REQUIRED	PROVIDED
COLOR 1 (PNT 3)	173 SF – 432 SF	245 SF
TOTAL		245 SF (14%)
VERTICAL & HORIZONTAL ARTICULATIONS	REQUIRED	PROVIDED
5% OF BUILDING HEIGHT	1'-0"	4'-6"
15% OF BUILDING LENGTH	11'-3"	50'-6"

WEST ELEVATION (SECONDARY)

ACCENT MATERIAL/COLOR (10%-25% OF FACADE) 1,538	REQUIRED	PROVIDED
COLOR 1 (PNT 3)	154 SF – 385 SF	260 SF
TOTAL		260 SF (17%)
HORIZONTAL & VERTICAL ARTICULATIONS	REQUIRED	PROVIDED
5% OF BUILDING HEIGHT	1'-0"	3'-0"
15% OF BUILDING LENGTH	11'-3"	12'-6"

EXTERIOR FINISH LEGEND:

PNT-1	SHERWIN WILLIAMS SW "7029 PEARLY WHITE" (NICHIHA FIBER CEMENT, CONC. PANELS)
PNT-2	SHERWIN WILLIAMS SW 7015 "REPOSE GRAY"
PNT-3	SHERWIN WILLIAMS SW "7017 DORIAN GRAY" (ACCENT COLOR)
PNT-4	SHERWIN WILLIAMS SW "7019 GAUNTLET" (ACCENT COLOR)
WD-1	COMPOSITE WOOD FINISH PANEL
PNT-4	SAFETY YELLOW – BOLLARDS
HOLLOW METAL DOORS AND FRAMES	PAINT TO MATCH THE ADJACENT WALL COLOR
GUTTER AND DOWNSPOUTS	PREFINISHED, COLOR TO BE SELECTED FROM MANUFACTURER'S SELECTIONS

APPENDIX X: INDUSTRIAL DEVELOPMENT STANDARDS

WALL	HEIGHTS	TOTAL AREA	ENGINEERED WOOD (15 % MAX (ACCENT MATERIALS 50% MIN. OF FACADE))	FORMLINER (ACCENT MATERIALS 50% MIN. OF FACADE)	GLASS (15% MIN. OF FACADE
NORTH (SECONDARY)	23'-0"	5,100 SF	–	–	–
SOUTH (PRIMARY)	24'-6"	5,158 SF	221 SF = 4%	–	1,081 SF = 21%
EAST (SECONDARY)	24'-6"	1,727 SF	–	–	304 SF (NA)
WEST (SECONDARY)	23'-0"	1,538 SF	–	–	–

INTERIM REVIEW DOCUMENTS
Fernando J. Andrade,
TX. #17868, 03-16-2026
Not for Regulatory Approval,
Permit, or Construction.

Copyright © 2026 GSR-Andrade Architects, Inc.

gsr | andrade ARCHITECTS
2001 North Lamar St. Ste 400
Dallas, Texas 75202
P 214.824.7040
F 214.887.0559

GSR Andrade Architects
Architect

Structural Engineer

Mechanical-Bectrical-Plumbing Engineers

Civil-Landscape

JACKSON·SHAW
4800 ALPHA ROAD, SUITE 100
DALLAS, TEXAS 75244
Tel: 1-800-351-SHAW
WWW.JACKSONSHAW.COM

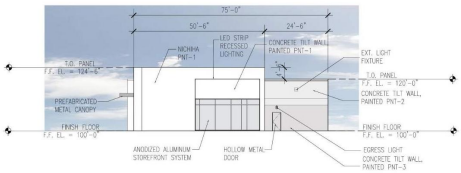

04 East Elevation (Secondary Facade)
SCALE: 1/16" = 1'-0"

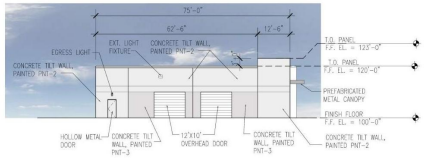

03 West Elevation (Secondary Facade)
SCALE: 1/16" = 1'-0"

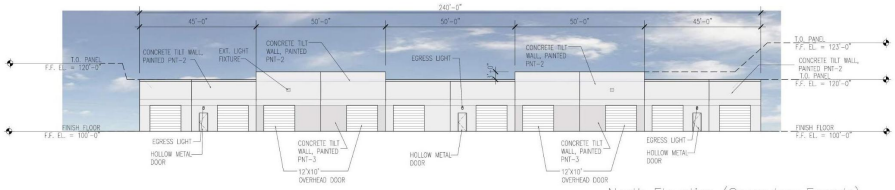

02 North Elevation (Secondary Facade)
SCALE: 1/16" = 1'-0"

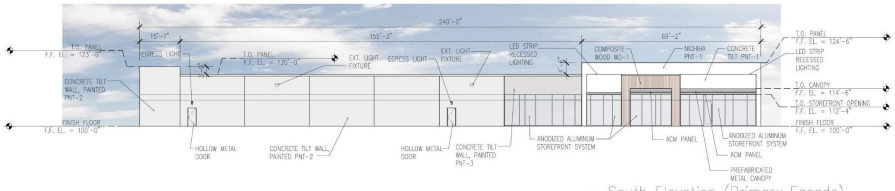

01 South Elevation (Primary Facade)
SCALE: 1/16" = 1'-0"

GRAND PRAIRIE - MAYFIELD INDUSTRIAL PARK BUILDING 4

MAYFIELD RD. AND FORUM DR.
GRAND PRAIRIE, TEXAS 75052

PROJECT NO.:
DATE: MARCH 16, 2026
REVISIONS:

NO.	DATE	DESCR.
1	03/14/26	CITY REVIEW
2	04/03/26	CITY REVIEW COMMENTS
3		
4		
5		
6		
7		

A4.04
BUILDING 4 ELEVATIONS