APPENDIX X- INDUSTRIAL DEVELOPMENT STANDARDS

WALL	HEIGHTS	TOTAL AREA	PRECAST CONCRETE	GLASS	DOORS
NORTH	33'-6"	21,805 SF	18,498 SF = 85%	0 SF = 0%	3,307 SF = 15%
SOUTH	41'-6"	23,721 SF	19,866 SF = 84%	3609 SF = 15%	245 SF = 1%
EAST	41'-6"	7,206 SF	6,602 SF = 92%	380 SF = 5%	48 SF = 1%
WEST	41'-6"	7,206 SF	6,242 SF = 87%	560 SF = 8%	48 SF = 1%
GRAND TOTALS		58,779 SF	50,241 SF = 86%	4,889 SF = 8%	3,648 SF = 6%

APPENDIX X- INDUSTRIAL DEVELOPMENT STANDARDS

SECTION 4 - BUILDING DESIGN STANDARDS FOR INDUSTRIAL DEVELOPMENT - ELEMENTS

ELEVATION	TYPE	a	b	c	d	e	f	g	h	i	TOTAL
NORTH	SECONDARY	Y	N	N	Y						2
SOUTH	SECONDARY	Y	N	N	Y						2
EAST	SECONDARY	Y	N	N	Y						2
WEST	PRIMARY	Y	N	N	N	Y	Y	N	N	N	3

EXTERIOR ELEVATION MATERIAL TABULATION

NORTH ELEVATION (SECONDARY)			SOUTH ELEVATION (SECONDARY)			EAST ELEVATION (SECONDARY)			WEST ELEVATION (PRIMARY)		
ACCENT MATERIALS/COLOR (10%-25% OF FACADE)	REQUIRED	PROVIDED	ACCENT MATERIALS/COLOR (10%-25% OF FACADE)	REQUIRED	PROVIDED	ACCENT MATERIAL/COLOR (10%-25% OF FACADE)	REQUIRED	PROVIDED	ACCENT MATERIALS (50% OF FACADE (5,872 SF))	REQUIRED	PROVIDED
COLOR 1	2,181 SF – 5,451 SF	10,387 SF	ACCENT MASONRY 1 – VERTICAL PATTERN FORMLINER	2,372 SF – 5,930 SF	8,547 SF	ACCENT MASONRY 1 – VERTICAL PATTERN FORMLINER	721 SF – 1,802 SF	3,776 SF	ACCENT MASONRY 1 – VERTICAL PATTERN FORMLINER	721 SF – 1,802 SF	3,596 SF
COLOR 2	2,181 SF – 5,451 SF	8,111 SF	ACCENT MASONRY 2 – HORIZONTAL FORMLINER	2,372 SF – 5,930 SF	1,232 SF	ACCENT MASONRY 2 – HORIZONTAL FORMLINER	721 SF – 1,802 SF	154 SF	ACCENT MASONRY 2 – HORIZONTAL FORMLINER	721 SF – 1,802 SF	154 SF
TOTAL		18,498 SF (85%)	TOTAL		9,779 SF (41%)	TOTAL		3930 SF (55%)	TOTAL		3,750 SF (52%)
VERTICAL ARTICULATIONS	REQUIRED	PROVIDED	VERTICAL ARTICULATIONS	REQUIRED	PROVIDED	VERTICAL ARTICULATIONS	REQUIRED	PROVIDED	HORIZONTAL & VERTICAL ARTICULATIONS	REQUIRED	PROVIDED
5% OF BUILDING HEIGHT	1'-8"	5'-0"	5% OF BUILDING HEIGHT	2'-0"	2'-0" & 3'-0"	5% OF BUILDING HEIGHT	2'-0"	2'-0" & 3'-0"	5% OF BUILDING HEIGHT	2'-0"	5'-0" (HORIZONTAL), 2'-0" & 3'-0" (VERTICAL)
15% OF BUILDING LENGTH	86'-0"	130'-0"	15% OF BUILDING LENGTH	86'-0"	550'-0"	15% OF BUILDING LENGTH	27'	124'-0"	15% OF BUILDING LENGTH	27'	128'-0" (HORIZONTAL), 124'-0" (VERTICAL)
									ACCENT LIGHTS	REQUIRED	PROVIDED
									50% OF BUILDING LENGTH	90'	116'-9"

INTERIM REVIEW DOCUMENTS
Fernando J. Andrade,
TX. #17868. 06-27-25
Not for Regulatory Approval,
Permit, or Construction.

Copyright © 2025 GSR Andrade Architects, Inc.

gsr andrade ARCHITECTS
2001 North Lamar St. Ste 400
Dallas, Texas 75202
P 214.824.7040
F 214.887.0559

GSR Andrade Architects
Architect

Structural Engineer

Mechanical-Electrical-Plumbing Engineers

Pape-Dawson Engineers
Civil-Landscape

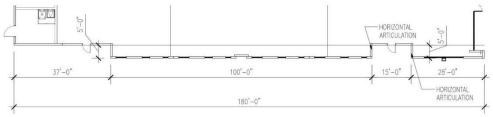

05 West Side Partial Floor Plan
SCALE: 1" = 20'

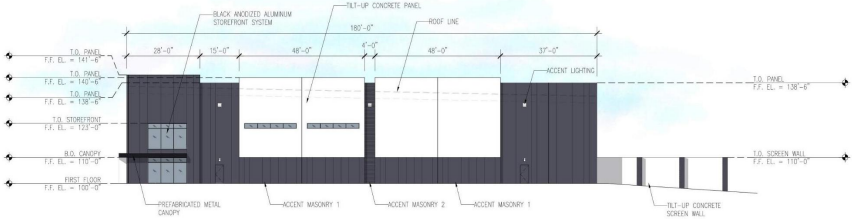

04 East Elevation
SCALE: 1" = 20'

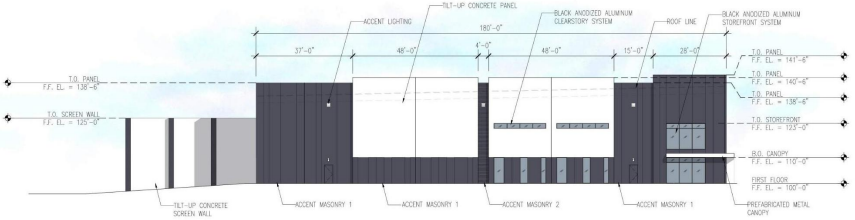

03 West Elevation (Duncan Perry)
SCALE: 1" = 20'

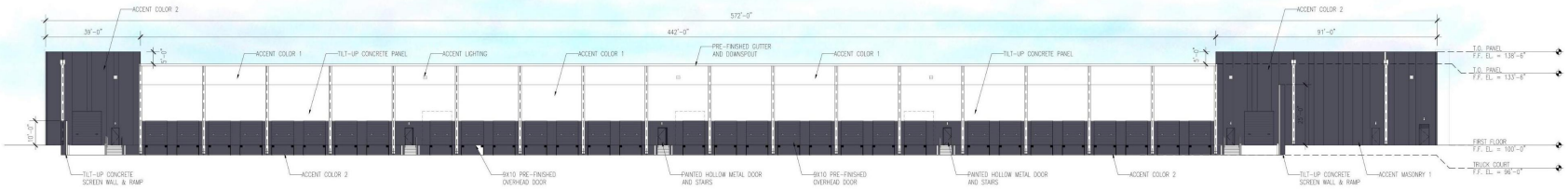

02 North Elevation
SCALE: 1" = 20'

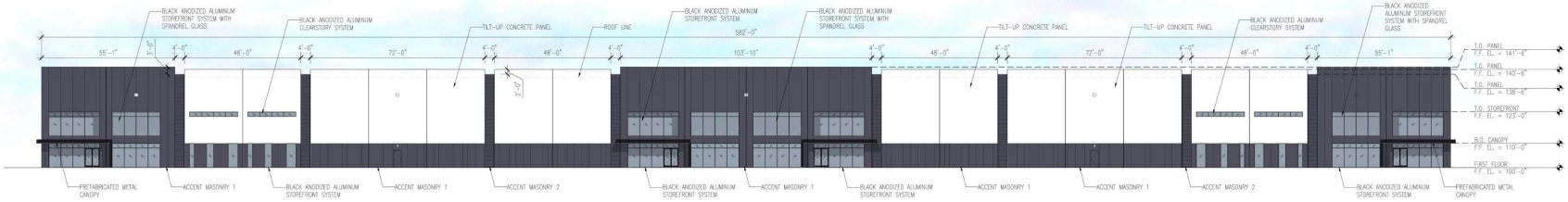

01 South Elevation
SCALE: 1" = 20'

TRUMONT

TRUMONT GROUP - GRAND PRAIRIE
INDUSTRIAL PARK

930 DUNCAN PERRY ROAD
GRAND PRAIRIE, TEXAS 75050

PROJECT NO.: 3227
DATE: June 27, 2025
REVISIONS:

NO	DATE	DESCR.
1	06/27/25	Light Industrial ReZoning
2		
3		
4		
5		
6		
7		

A4.00
EXTERIOR ELEVATIONS