



D-Series Size 1 LED Area Luminaire

d^{series}

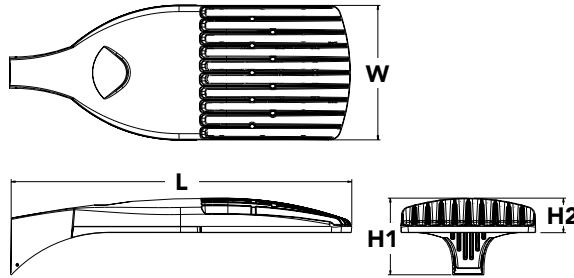


Catalog Number
Notes
Type TYPES P10, P11, P12

Hit the Tab key or mouse over the page to see all interactive elements.

Specifications

EPA:	1.01 ft ² (0.09 m ²)
Length:	33" (83.8 cm)
Width:	13" (33.0 cm)
Height H1:	7-1/2" (19.0 cm)
Height H2:	3-1/2"
Weight (max):	27 lbs (12.2 kg)



Introduction

The modern styling of the D-Series is striking yet unobtrusive - making a bold, progressive statement even as it blends seamlessly with its environment. The D-Series distills the benefits of the latest in LED technology into a high performance, high efficacy, long-life luminaire.

The outstanding photometric performance results in sites with excellent uniformity, greater pole spacing and lower power density. It is ideal for replacing up to 750W metal halide in pedestrian and area lighting applications with typical energy savings of 65% and expected service life of over 100,000 hours.

Ordering Information

EXAMPLE: DSX1 LED P7 40K T3M MVOLT SPA NLTAIR2 PIRHN DDBXD

DSX1 LED		Color temperature		Distribution		Voltage	Mounting
Series	LEDs						
DSX1 LED	Forward optics P1 P4 ¹ P7 ¹ P2 P5 ¹ P8 P3 P6 ¹ P9 ¹ Rotated optics P10 ² P12 ² P11 ² P13 ^{1,2}	30K	3000 K	T1S	Type I short (Automotive)	T5VS	Type V very short ³
		40K	4000 K	T2S	Type II short	T5S	Type V short ³
		50K	5000 K	T2M	Type II medium	T5M	Type V medium ³
				T3S	Type III short	T5W	Type V wide ³
				T3M	Type III medium	BLC	Backlight control ⁴
				T4M	Type IV medium	LCCO	Left corner cutoff ⁴
				TFTM	Forward throw medium	RCCO	Right corner cutoff ⁴
						MVOLT ⁵	Shipped included
						XVOLT (277V-480V) ^{6,7,8}	SPA Square pole mounting
						120 ⁹	RPA Round pole mounting ¹⁰
						208 ⁹	WBA Wall bracket ³
						240 ⁹	SPUMBA Square pole universal mounting adaptor ¹¹
						277 ⁹	RPUMBA Round pole universal mounting adaptor ⁹
						347 ⁹	Shipped separately
						480 ⁹	KMA8 DDBXD U Mast arm mounting bracket adaptor (specify finish) ¹²

Control options	Other options	Finish (required)
Shipped installed	Shipped installed	DDBXD Dark bronze
NLTAIR2 nLight AIR generation 2 enabled ¹³	HS House-side shield ²³	DBLXD Black
PIRHN Network, high/low motion/ambient sensor ¹⁴	SF Single fuse (120, 277, 347V) ⁹	DNAXD Natural aluminum
PER NEMA twist-lock receptacle only (controls ordered separate) ¹⁵	DF Double fuse (208, 240, 480V) ⁹	DWHXD White
PER5 Five-pin receptacle only (controls ordered separate) ^{15,16}	L90 Left rotated optics ²	DDBTXD Textured dark bronze
PER7 Seven-pin receptacle only (controls ordered separate) ^{15,16}	R90 Right rotated optics ²	DBLBXD Textured black
DMG 0-10v dimming wires pulled outside fixture (for use with an external control, ordered separately) ¹⁷	HA 50°C ambient operations ¹	DNATXD Textured natural aluminum
DS Dual switching ^{18,19,20}	BAA Buy America(n) Act Compliant	DWHGXD Textured white
	Shipped separately	
	BS Bird spikes ²⁴	
	EGS External glare shield	



Ordering Information

Accessories

Ordered and shipped separately.

DLL127F 1.5 JU	Photocell - SSL twist-lock (120-277V) ²⁵
DLL347F 1.5 CUL JU	Photocell - SSL twist-lock (347V) ²⁵
DLL480F 1.5 CUL JU	Photocell - SSL twist-lock (480V) ²⁵
DSHORT SBK U	Shorting cap ²⁵
DSX1HS 30C U	House-side shield for P1, P2, P3, P4 and P5 ²³
DSX1HS 40C U	House-side shield for P6 and P7 ²³
DSX1HS 60C U	House-side shield for P8, P9, P10, P11 and P12 ²³
PUMBA DDBXD U*	Square and round pole universal mounting bracket (specify finish) ²⁵
KMA8 DDBXD U	Mast arm mounting bracket adaptor (specify finish) ¹²
DSX1EGS (FINISH) U	External glare shield

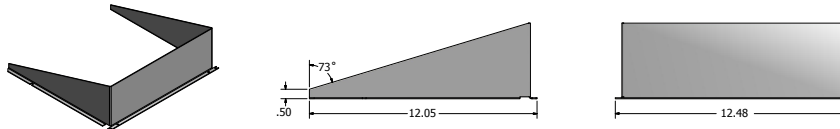
For more control options, visit [DTL](#) and [ROAM](#) online.

NOTES

- HA not available with P4, P5, P6, P7, P9 and P13.
- P10, P11, P12 or P13 and rotated optics (L90, R90) only available together.
- Any Type 5 distribution with photocell, is not available with WBA.
- Not available with HS.
- MVOLT driver operates on any line voltage from 120-277V (50/60 Hz).
- XVOLT only suitable for use with P3, P5, P6, P7, P9 and P13.
- XVOLT works with any voltage between 277V and 480V.
- XVOLT not available with fusing (SF or DF) and not available with PIR, PIRH, PIR1FC3V, PIRH1FC3V.
- Single fuse (SF) requires 120V, 277V or 347V. Double fuse (DF) requires 208V, 240V or 480V. XVOLT not available with fusing (SF or DF).
- Suitable for mounting to round poles between 3.5" and 12" diameter.
- Universal mounting brackets intended for retrofit on existing, pre-drilled poles only. 1.5 G vibration load rating per ANCI C136.31. Only usable when pole's drill pattern is NOT Lithonia template #8.
- Must order fixture with SPA option. Must be ordered as a separate accessory; see Accessories information. For use with 2-3/8" diameter mast arm (not included).
- Must be ordered with PIRHN. Sensor cover available only in dark bronze, black, white and natural aluminum colors.
- Must be ordered with NLTAR2. For more information on nLight Air 2 visit [this link](#).
- Photocell ordered and shipped as a separate line item from Acuity Brands Controls. See accessories. Shorting cap included.
- If ROAM® node required, it must be ordered and shipped as a separate line item from Acuity Brands Controls. Node with integral dimming.
- DMG not available with PIRHN, PER5, PER7, PIR, PIRH, PIR1FC3V or PIRH1FC3V, FAO.
- Provides 50/50 fixture operation via (2) independent drivers. Not available with PER, PER5, PER7, PIR or PIRH. Not available P1, P2, P3, P4 or P5.
- Requires (2) separately switched circuits with isolated neutral.
- Reference Controls Option Default settings table on page 4.
- Reference Motion Sensor table on page 4 to see functionality.
- Not available with other dimming controls options.
- Not available with BLC, LCCO and RCCO distribution. Also available as a separate accessory; see Accessories information.
- Must be ordered with fixture for factory pre-drilling.
- Requires luminaire to be specified with PER, PER5 or PER7 option. See Control Option Table on page 4.
- For retrofit use only. Only usable when pole's drill pattern is NOT Lithonia template #8.

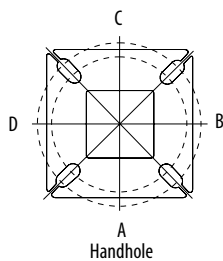
Options

EGS - External Glare Shield



Drilling

HANDHOLE ORIENTATION



Tenon Mounting Slipfitter

Tenon O.D.	Mounting	Single Unit	2 @ 180	2 @ 90	3 @ 90	3 @ 120	4 @ 90
2-3/8"	RPA	AS3-5 190	AS3-5 280	AS3-5 290	AS3-5 390	AS3-5 320	AS3-5 490
2-7/8"	RPA	AST25-190	AST25-280	AST25-290	AST25-390	AST25-320	AST25-490
4"	RPA	AST35-190	AST35-280	AST35-290	AST35-390	AST35-320	AST35-490

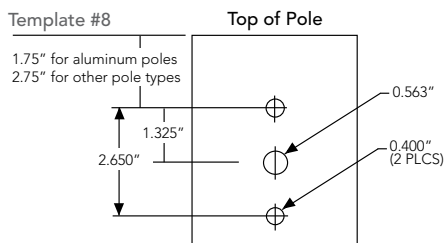
Mounting Option	Drilling Template	Single	2 @ 180	2 @ 90	3 @ 90	3 @ 120	4 @ 90
Head Location		Side B	Side B & D	Side B & C	Side B, C & D	Round Pole Only	Side A, B, C & D
Drill Nomenclature	#8	DM19AS	DM28AS	DM29AS	DM39AS	DM32AS	DM49AS

DSX1 Area Luminaire - EPA

*Includes luminaire and integral mounting arm. Other tenons, arms, brackets or other accessories are not included in this EPA data.

Fixture Quantity & Mounting Configuration	Single DM19	2 @ 180 DM28	2 @ 90 DM29	3 @ 90 DM39	3 @ 120 DM32	4 @ 90 DM49
Mounting Type						
DSX1 LED	1.013	2.025	1.945	3.038	2.850	3.749

	Drilling Template	Minimum Acceptable Outside Pole Dimension					
SPA	#8	2-7/8"	2-7/8"	3.5"	3.5"	3"	3.5"
RPA	#8	2-7/8"	2-7/8"	3.5"	3.5"	3"	3.5"
SPUMBA	#5	2-7/8"	3"	4"	4"	3.5"	4"
RPUMBA	#5	2-7/8"	3.5"	5"	5"	3.5"	5"

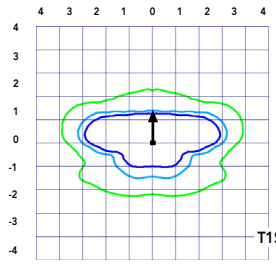



Photometric Diagrams

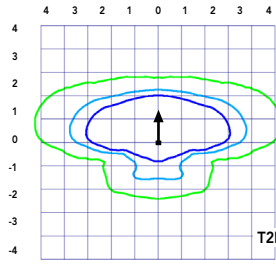
To see complete photometric reports or download .ies files for this product, visit Lithonia Lighting's [D-Series Area Size 1 homepage](#).

Isofootcandle plots for the DSX1 LED 60C 1000 40K. Distances are in units of mounting height (25').

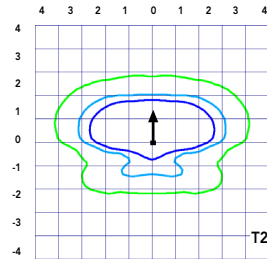
LEGEND



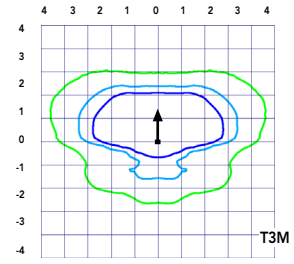
Test No. LT.L23211 tested in accordance with IESNA LM-79-08.



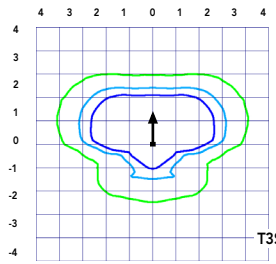
Test No. LT.L23164B tested in accordance with IESNA LM-79-08.



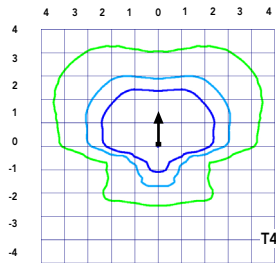
Test No. LT.L23222 tested in accordance with IESNA LM-79-08.



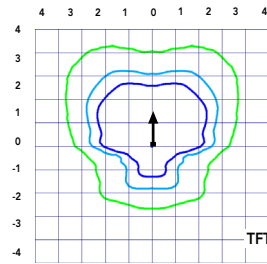
Test No. LT.L23271 tested in accordance with IESNA LM-79-08.



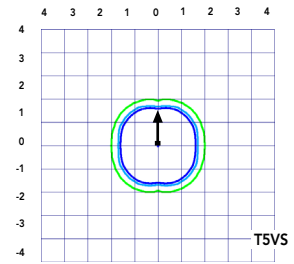
Test No. LT.L23211 tested in accordance with IESNA LM-79-08.



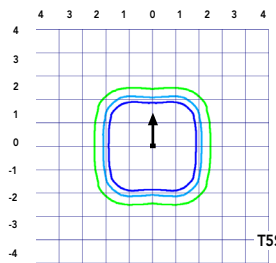
Test No. LT.L23164B tested in accordance with IESNA LM-79-08.



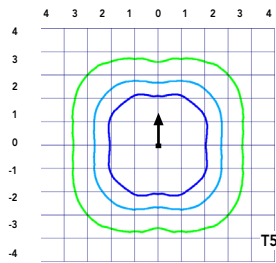
Test No. LT.L23222 tested in accordance with IESNA LM-79-08.



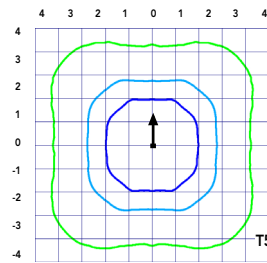
Test No. LT.L23271 tested in accordance with IESNA LM-79-08.



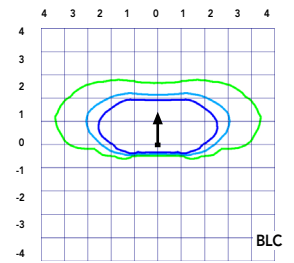
Test No. LT.L23211 tested in accordance with IESNA LM-79-08.



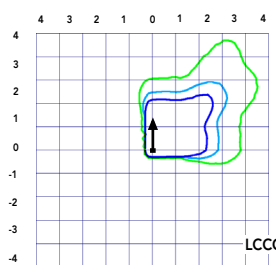
Test No. LT.L23164B tested in accordance with IESNA LM-79-08.



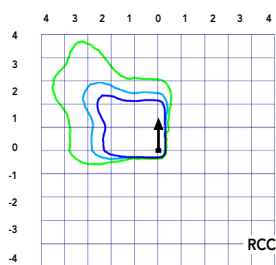
Test No. LT.L23222 tested in accordance with IESNA LM-79-08.



Test No. LT.L23271 tested in accordance with IESNA LM-79-08.



Test No. LT.L23211 tested in accordance with IESNA LM-79-08.



Test No. LT.L23164B tested in accordance with IESNA LM-79-08.

Performance Data

Lumen Ambient Temperature (LAT) Multipliers

Use these factors to determine relative lumen output for average ambient temperatures from 0-40°C (32-104°F).

Ambient		Lumen Multiplier
0°C	32°F	1.04
5°C	41°F	1.04
10°C	50°F	1.03
15°C	59°F	1.02
20°C	68°F	1.01
25°C	77°F	1.00
30°C	86°F	0.99
35°C	95°F	0.98
40°C	104°F	0.97

Projected LED Lumen Maintenance

Data references the extrapolated performance projections for the platforms noted in a **25°C ambient**, based on 10,000 hours of LED testing (tested per IESNA LM-80-08 and projected per IESNA TM-21-11).

To calculate LLF, use the lumen maintenance factor that corresponds to the desired number of operating hours below. For other lumen maintenance values, contact factory.

Operating Hours	Lumen Maintenance Factor
0	1.00
25,000	0.96
50,000	0.92
100,000	0.85

Motion Sensor Default Settings

Option	Dimmed State	High Level (when triggered)	Photocell Operation	Dwell Time	Ramp-up Time	Ramp-down Time
PIR or PIRH	3V (37%) Output	10V (100%) Output	Enabled @ 5FC	5 min	3 sec	5 min
*PIR1FC3V or PIRH1FC3V	3V (37%) Output	10V (100%) Output	Enabled @ 1FC	5 min	3 sec	5 min

*for use when motion sensor is used as dusk to dawn control.

Electrical Load

	Performance Package	LED Count	Drive Current	Wattage	Current (A)					
					120	208	240	277	347	480
Forward Optics (Non-Rotated)	P1	30	530	54	0.45	0.26	0.23	0.19	0.10	0.12
	P2	30	700	70	0.59	0.34	0.30	0.25	0.20	0.16
	P3	30	1050	102	0.86	0.50	0.44	0.38	0.30	0.22
	P4	30	1250	125	1.06	0.60	0.52	0.46	0.37	0.27
	P5	30	1400	138	1.16	0.67	0.58	0.51	0.40	0.29
	P6	40	1250	163	1.36	0.78	0.68	0.59	0.47	0.34
	P7	40	1400	183	1.53	0.88	0.76	0.66	0.53	0.38
	P8	60	1050	207	1.74	0.98	0.87	0.76	0.64	0.49
	P9	60	1250	241	2.01	1.16	1.01	0.89	0.70	0.51
Rotated Optics (Requires L90 or R90)	P10	60	530	106	0.90	0.52	0.47	0.43	0.33	0.27
	P11	60	700	137	1.15	0.67	0.60	0.53	0.42	0.32
	P12	60	1050	207	1.74	0.99	0.87	0.76	0.60	0.46
	P13	60	1250	231	1.93	1.12	0.97	0.86	0.67	0.49

Controls Options

Nomenclature	Description	Functionality	Primary control device	Notes
FA0	Field adjustable output device installed inside the luminaire; wired to the driver dimming leads.	Allows the luminaire to be manually dimmed, effectively trimming the light output.	FA0 device	Cannot be used with other controls options that need the 0-10V leads
DS	Drivers wired independently for 50/50 luminaire operation	The luminaire is wired to two separate circuits, allowing for 50/50 operation.	Independently wired drivers	Requires two separately switched circuits. Consider nLight AIR as a more cost effective alternative.
PERS or PER7	Twist-lock photocell receptacle	Compatible with standard twist-lock photocells for dusk to dawn operation, or advanced control nodes that provide 0-10V dimming signals.	Twist-lock photocells such as DLL Elite or advanced control nodes such as ROAM.	Pins 4 & 5 to dimming leads on driver, Pins 6 & 7 are capped inside luminaire
PIR or PIRH	Motion sensors with integral photocell. PIR for 8-15' mounting; PIRH for 15-30' mounting	Luminaires dim when no occupancy is detected.	Acuity Controls SBGR	Also available with PIRH1FC3V when the sensor photocell is used for dusk-to-dawn operation.
NLTAIR2 PIRHN	nLight AIR enabled luminaire for motion sensing, photocell and wireless communication.	Motion and ambient light sensing with group response. Scheduled dimming with motion sensor over-ride when wirelessly connected to the nLight Eclipse.	nLight Air rSDGR	nLight AIR sensors can be programmed and commissioned from the ground using the CIAIRity Pro app.

Performance Data

Lumen Output

Lumen values are from photometric tests performed in accordance with IESNA LM-79-08. Data is considered to be representative of the configurations shown, within the tolerances allowed by Lighting Facts Contact factory for performance data on any configurations not shown here.

Forward Optics																			
LED Count	Drive Current	Power Package	System Watts	Dist. Type	30K (3000 K, 70 CRI)					40K (4000 K, 70 CRI)					50K (5000 K, 70 CRI)				
					Lumens	B	U	G	LPW	Lumens	B	U	G	LPW	Lumens	B	U	G	LPW
30	530	P1	54W	T1S	6,457	2	0	2	120	6,956	2	0	2	129	7,044	2	0	2	130
				T2S	6,450	2	0	2	119	6,949	2	0	2	129	7,037	2	0	2	130
				T2M	6,483	1	0	1	120	6,984	2	0	2	129	7,073	2	0	2	131
				T3S	6,279	2	0	2	116	6,764	2	0	2	125	6,850	2	0	2	127
				T3M	6,468	1	0	2	120	6,967	1	0	2	129	7,056	1	0	2	131
				T4M	6,327	1	0	2	117	6,816	1	0	2	126	6,902	1	0	2	128
				TFTM	6,464	1	0	2	120	6,963	1	0	2	129	7,051	1	0	2	131
				TSVS	6,722	2	0	0	124	7,242	3	0	0	134	7,334	3	0	0	136
				T5S	6,728	2	0	1	125	7,248	2	0	1	134	7,340	2	0	1	136
				T5M	6,711	3	0	1	124	7,229	3	0	1	134	7,321	3	0	2	136
				TSW	6,667	3	0	2	123	7,182	3	0	2	133	7,273	3	0	2	135
				BLC	5,299	1	0	1	98	5,709	1	0	2	106	5,781	1	0	2	107
				LCCO	3,943	1	0	2	73	4,248	1	0	2	79	4,302	1	0	2	80
				RCCO	3,943	1	0	2	73	4,248	1	0	2	79	4,302	1	0	2	80
30	700	P2	70W	T1S	8,249	2	0	2	118	8,886	2	0	2	127	8,999	2	0	2	129
				T2S	8,240	2	0	2	118	8,877	2	0	2	127	8,989	2	0	2	128
				T2M	8,283	2	0	2	118	8,923	2	0	2	127	9,036	2	0	2	129
				T3S	8,021	2	0	2	115	8,641	2	0	2	123	8,751	2	0	2	125
				T3M	8,263	2	0	2	118	8,901	2	0	2	127	9,014	2	0	2	129
				T4M	8,083	2	0	2	115	8,708	2	0	2	124	8,818	2	0	2	126
				TFTM	8,257	2	0	2	118	8,896	2	0	2	127	9,008	2	0	2	129
				TSVS	8,588	3	0	0	123	9,252	3	0	0	132	9,369	3	0	0	134
				T5S	8,595	3	0	1	123	9,259	3	0	1	132	9,376	3	0	1	134
				T5M	8,573	3	0	2	122	9,236	3	0	2	132	9,353	3	0	2	134
				TSW	8,517	3	0	2	122	9,175	4	0	2	131	9,291	4	0	2	133
				BLC	6,770	1	0	2	97	7,293	1	0	2	104	7,386	1	0	2	106
				LCCO	5,038	1	0	2	72	5,427	1	0	2	78	5,496	1	0	2	79
				RCCO	5,038	1	0	2	72	5,427	1	0	2	78	5,496	1	0	2	79
30	1050	P3	102W	T1S	11,661	2	0	2	114	12,562	3	0	3	123	12,721	3	0	3	125
				T2S	11,648	2	0	2	114	12,548	3	0	3	123	12,707	3	0	3	125
				T2M	11,708	2	0	2	115	12,613	2	0	2	124	12,773	2	0	2	125
				T3S	11,339	2	0	2	111	12,215	3	0	3	120	12,370	3	0	3	121
				T3M	11,680	2	0	2	115	12,582	2	0	2	123	12,742	2	0	2	125
				T4M	11,426	2	0	3	112	12,309	2	0	3	121	12,465	2	0	3	122
				TFTM	11,673	2	0	2	114	12,575	2	0	3	123	12,734	2	0	3	125
				TSVS	12,140	3	0	1	119	13,078	3	0	1	128	13,244	3	0	1	130
				T5S	12,150	3	0	1	119	13,089	3	0	1	128	13,254	3	0	1	130
				T5M	12,119	4	0	2	119	13,056	4	0	2	128	13,221	4	0	2	130
				TSW	12,040	4	0	3	118	12,970	4	0	3	127	13,134	4	0	3	129
				BLC	9,570	1	0	2	94	10,310	1	0	2	101	10,440	1	0	2	102
				LCCO	7,121	1	0	3	70	7,671	1	0	3	75	7,768	1	0	3	76
				RCCO	7,121	1	0	3	70	7,671	1	0	3	75	7,768	1	0	3	76
30	1250	P4	125W	T1S	13,435	3	0	3	107	14,473	3	0	3	116	14,657	3	0	3	117
				T2S	13,421	3	0	3	107	14,458	3	0	3	116	14,641	3	0	3	117
				T2M	13,490	2	0	2	108	14,532	3	0	3	116	14,716	3	0	3	118
				T3S	13,064	3	0	3	105	14,074	3	0	3	113	14,252	3	0	3	114
				T3M	13,457	2	0	2	108	14,497	2	0	2	116	14,681	2	0	2	117
				T4M	13,165	2	0	3	105	14,182	2	0	3	113	14,362	2	0	3	115
				TFTM	13,449	2	0	3	108	14,488	2	0	3	116	14,672	2	0	3	117
				TSVS	13,987	4	0	1	112	15,068	4	0	1	121	15,259	4	0	1	122
				T5S	13,999	3	0	1	112	15,080	3	0	1	121	15,271	3	0	1	122
				T5M	13,963	4	0	2	112	15,042	4	0	2	120	15,233	4	0	2	122
				TSW	13,872	4	0	3	111	14,944	4	0	3	120	15,133	4	0	3	121
				BLC	11,027	1	0	2	88	11,879	1	0	2	95	12,029	1	0	2	96
				LCCO	8,205	1	0	3	66	8,839	1	0	3	71	8,951	1	0	3	72
				RCCO	8,205	1	0	3	66	8,839	1	0	3	71	8,951	1	0	3	72
30	1400	P5	138W	T1S	14,679	3	0	3	106	15,814	3	0	3	115	16,014	3	0	3	116
				T2S	14,664	3	0	3	106	15,797	3	0	3	114	15,997	3	0	3	116
				T2M	14,739	3	0	3	107	15,878	3	0	3	115	16,079	3	0	3	117
				T3S	14,274	3	0	3	103	15,377	3	0	3	111	15,572	3	0	3	113
				T3M	14,704	2	0	3	107	15,840	3	0	3	115	16,040	3	0	3	116
				T4M	14,384	2	0	3	104	15,496	3	0	3	112	15,692	3	0	3	114
				TFTM	14,695	2	0	3	106	15,830	3	0	3	115	16,030	3	0	3	116
				TSVS	15,283	4	0	1	111	16,464	4	0	1	119	16,672	4	0	1	121
				T5S	15,295	3	0	1	111	16,477	4	0	1	119	16,686	4	0	1	121
				T5M	15,257	4	0	2	111	16,435	4	0	2	119	16,644	4	0	2	121
				TSW	15,157	4	0	3	110	16,328	4	0	3	118	16,534	4	0	3	120
				BLC	12,048	1	0	2	87	12,979	1	0	2	94	13,143	1	0	2	95
				LCCO	8,965	1	0	3	65	9,657	1	0	3	70	9,780	1	0	3	71
				RCCO	8,965	1	0	3	65	9,657	1	0	3	70	9,780	1	0	3	71



Performance Data

Lumen Output

Lumen values are from photometric tests performed in accordance with IESNA LM-79-08. Data is considered to be representative of the configurations shown, within the tolerances allowed by Lighting Facts. Contact factory for performance data on any configurations not shown here.

Forward Optics																			
LED Count	Drive Current	Power Package	System Watts	Dist. Type	30K (3000 K, 70 CRI)					40K (4000 K, 70 CRI)					50K (5000 K, 70 CRI)				
					Lumens	B	U	G	LPW	Lumens	B	U	G	LPW	Lumens	B	U	G	LPW
40	1250	P6	163W	T1S	17,654	3	0	3	108	19,018	3	0	3	117	19,259	3	0	3	118
				T2S	17,635	3	0	3	108	18,998	3	0	3	117	19,238	3	0	3	118
				T2M	17,726	3	0	3	109	19,096	3	0	3	117	19,337	3	0	3	119
				T3S	17,167	3	0	3	105	18,493	3	0	3	113	18,727	3	0	3	115
				T3M	17,683	3	0	3	108	19,049	3	0	3	117	19,290	3	0	3	118
				T4M	17,299	3	0	3	106	18,635	3	0	4	114	18,871	3	0	4	116
				TFTM	17,672	3	0	3	108	19,038	3	0	4	117	19,279	3	0	4	118
				TSVS	18,379	4	0	1	113	19,800	4	0	1	121	20,050	4	0	1	123
				T5S	18,394	4	0	2	113	19,816	4	0	2	122	20,066	4	0	2	123
				T5M	18,348	4	0	2	113	19,766	4	0	2	121	20,016	4	0	2	123
				TSW	18,228	5	0	3	112	19,636	5	0	3	120	19,885	5	0	3	122
				BLC	14,489	2	0	2	89	15,609	2	0	3	96	15,806	2	0	3	97
				LCCO	10,781	1	0	3	66	11,614	1	0	3	71	11,761	2	0	3	72
				RCCO	10,781	1	0	3	66	11,614	1	0	3	71	11,761	2	0	3	72
40	1400	P7	183W	T1S	19,227	3	0	3	105	20,712	3	0	3	113	20,975	3	0	3	115
				T2S	19,206	3	0	3	105	20,690	3	0	3	113	20,952	3	0	3	114
				T2M	19,305	3	0	3	105	20,797	3	0	3	114	21,060	3	0	3	115
				T3S	18,696	3	0	3	102	20,141	3	0	3	110	20,396	3	0	4	111
				T3M	19,258	3	0	3	105	20,746	3	0	3	113	21,009	3	0	3	115
				T4M	18,840	3	0	4	103	20,296	3	0	4	111	20,553	3	0	4	112
				TFTM	19,246	3	0	4	105	20,734	3	0	4	113	20,996	3	0	4	115
				TSVS	20,017	4	0	1	109	21,564	4	0	1	118	21,837	4	0	1	119
				T5S	20,033	4	0	2	109	21,581	4	0	2	118	21,854	4	0	2	119
				T5M	19,983	4	0	2	109	21,527	5	0	3	118	21,799	5	0	3	119
				TSW	19,852	5	0	3	108	21,386	5	0	3	117	21,656	5	0	3	118
				BLC	15,780	2	0	3	86	16,999	2	0	3	93	17,214	2	0	3	94
				LCCO	11,742	2	0	3	64	12,649	2	0	3	69	12,809	2	0	3	70
				RCCO	11,742	2	0	3	64	12,649	2	0	3	69	12,809	2	0	3	70
60	1050	P8	207W	T1S	22,490	3	0	3	109	24,228	3	0	3	117	24,535	3	0	3	119
				T2S	22,466	3	0	4	109	24,202	3	0	4	117	24,509	3	0	4	118
				T2M	22,582	3	0	3	109	24,327	3	0	3	118	24,635	3	0	3	119
				T3S	21,870	3	0	4	106	23,560	3	0	4	114	23,858	3	0	4	115
				T3M	22,527	3	0	4	109	24,268	3	0	4	117	24,575	3	0	4	119
				T4M	22,038	3	0	4	106	23,741	3	0	4	115	24,041	3	0	4	116
				TFTM	22,513	3	0	4	109	24,253	3	0	4	117	24,560	3	0	4	119
				TSVS	23,415	5	0	1	113	25,224	5	0	1	122	25,543	5	0	1	123
				T5S	23,434	4	0	2	113	25,244	4	0	2	122	25,564	4	0	2	123
				T5M	23,374	5	0	3	113	25,181	5	0	3	122	25,499	5	0	3	123
				TSW	23,221	5	0	4	112	25,016	5	0	4	121	25,332	5	0	4	122
				BLC	18,458	2	0	3	89	19,885	2	0	3	96	20,136	2	0	3	97
				LCCO	13,735	2	0	3	66	14,796	2	0	4	71	14,983	2	0	4	72
				RCCO	13,735	2	0	3	66	14,796	2	0	4	71	14,983	2	0	4	72
60	1250	P9	241W	T1S	25,575	3	0	3	106	27,551	3	0	3	114	27,900	3	0	3	116
				T2S	25,548	3	0	4	106	27,522	3	0	4	114	27,871	3	0	4	116
				T2M	25,680	3	0	3	107	27,664	3	0	3	115	28,014	3	0	3	116
				T3S	24,870	3	0	4	103	26,791	3	0	4	111	27,130	3	0	4	113
				T3M	25,617	3	0	4	106	27,597	3	0	4	115	27,946	3	0	4	116
				T4M	25,061	3	0	4	104	26,997	3	0	4	112	27,339	3	0	4	113
				TFTM	25,602	3	0	4	106	27,580	3	0	4	114	27,929	3	0	4	116
				TSVS	26,626	5	0	1	110	28,684	5	0	1	119	29,047	5	0	1	121
				T5S	26,648	4	0	2	111	28,707	5	0	2	119	29,070	5	0	2	121
				T5M	26,581	5	0	3	110	28,635	5	0	3	119	28,997	5	0	3	120
				TSW	26,406	5	0	4	110	28,447	5	0	4	118	28,807	5	0	4	120
				BLC	20,990	2	0	3	87	22,612	2	0	3	94	22,898	2	0	3	95
				LCCO	15,619	2	0	4	65	16,825	2	0	4	70	17,038	2	0	4	71
				RCCO	15,619	2	0	4	65	16,825	2	0	4	70	17,038	2	0	4	71



Lumen Output

Lumen values are from photometric tests performed in accordance with IESNA LM-79-08. Data is considered to be representative of the configurations shown, within the tolerances allowed by Lighting Facts. Contact factory for performance data on any configurations not shown here.

Rotated Optics																			
LED Count	Drive Current	Power Package	System Watts	Dist. Type	30K (3000 K, 70 CRI)					40K (4000 K, 70 CRI)					50K (5000 K, 70 CRI)				
					Lumens	B	U	G	LPW	Lumens	B	U	G	LPW	Lumens	B	U	G	LPW
60	530	P10	106W	T1S	13,042	3	0	3	123	14,050	3	0	3	133	14,228	3	0	3	134
				T2S	12,967	4	0	4	122	13,969	4	0	4	132	14,146	4	0	4	133
				T2M	13,201	3	0	3	125	14,221	3	0	3	134	14,401	3	0	3	136
				T3S	12,766	4	0	4	120	13,752	4	0	4	130	13,926	4	0	4	131
				T3M	13,193	4	0	4	124	14,213	4	0	4	134	14,393	4	0	4	136
				T4M	12,944	4	0	4	122	13,945	4	0	4	132	14,121	4	0	4	133
				TFTM	13,279	4	0	4	125	14,305	4	0	4	135	14,486	4	0	4	137
				TSVS	13,372	3	0	1	126	14,405	4	0	1	136	14,588	4	0	1	138
				T5S	13,260	3	0	1	125	14,284	3	0	1	135	14,465	3	0	1	136
				T5M	13,256	4	0	2	125	14,281	4	0	2	135	14,462	4	0	2	136
				TSW	13,137	4	0	3	124	14,153	4	0	3	134	14,332	4	0	3	135
				BLC	10,906	3	0	3	103	11,749	3	0	3	111	11,898	3	0	3	112
				LCCO	7,789	1	0	3	73	8,391	1	0	3	79	8,497	1	0	3	80
				RCCO	7,779	4	0	4	73	8,380	4	0	4	79	8,486	4	0	4	80
60	700	P11	137W	T1S	16,556	3	0	3	121	17,835	3	0	3	130	18,061	4	0	4	132
				T2S	16,461	4	0	4	120	17,733	4	0	4	129	17,957	4	0	4	131
				T2M	16,758	4	0	4	122	18,053	4	0	4	132	18,281	4	0	4	133
				T3S	16,205	4	0	4	118	17,457	4	0	4	127	17,678	4	0	4	129
				T3M	16,748	4	0	4	122	18,042	4	0	4	132	18,271	4	0	4	133
				T4M	16,432	4	0	4	120	17,702	4	0	4	129	17,926	4	0	4	131
				TFTM	16,857	4	0	4	123	18,159	4	0	4	133	18,389	4	0	4	134
				TSVS	16,975	4	0	1	124	18,287	4	0	1	133	18,518	4	0	1	135
				T5S	16,832	4	0	1	123	18,133	4	0	2	132	18,362	4	0	2	134
				T5M	16,828	4	0	2	123	18,128	4	0	2	132	18,358	4	0	2	134
				TSW	16,677	4	0	3	122	17,966	5	0	3	131	18,193	5	0	3	133
				BLC	13,845	3	0	3	101	14,915	3	0	3	109	15,103	3	0	3	110
				LCCO	9,888	1	0	3	72	10,652	2	0	3	78	10,787	2	0	3	79
				RCCO	9,875	4	0	4	72	10,638	4	0	4	78	10,773	4	0	4	79
60	1050	P12	207W	T1S	22,996	4	0	4	111	24,773	4	0	4	120	25,087	4	0	4	121
				T2S	22,864	4	0	4	110	24,631	5	0	5	119	24,943	5	0	5	120
				T2M	23,277	4	0	4	112	25,075	4	0	4	121	25,393	4	0	4	123
				T3S	22,509	4	0	4	109	24,248	5	0	5	117	24,555	5	0	5	119
				T3M	23,263	4	0	4	112	25,061	4	0	4	121	25,378	4	0	4	123
				T4M	22,824	5	0	5	110	24,588	5	0	5	119	24,899	5	0	5	120
				TFTM	23,414	5	0	5	113	25,223	5	0	5	122	25,543	5	0	5	123
				TSVS	23,579	5	0	1	114	25,401	5	0	1	123	25,722	5	0	1	124
				T5S	23,380	4	0	2	113	25,187	4	0	2	122	25,506	4	0	2	123
				T5M	23,374	5	0	3	113	25,181	5	0	3	122	25,499	5	0	3	123
				TSW	23,165	5	0	4	112	24,955	5	0	4	121	25,271	5	0	4	122
				BLC	19,231	4	0	4	93	20,717	4	0	4	100	20,979	4	0	4	101
				LCCO	13,734	2	0	3	66	14,796	2	0	4	71	14,983	2	0	4	72
				RCCO	13,716	4	0	4	66	14,776	4	0	4	71	14,963	4	0	4	72
60	1250	P13	231W	T1S	25,400	4	0	4	110	27,363	4	0	4	118	27,709	4	0	4	120
				T2S	25,254	5	0	5	109	27,205	5	0	5	118	27,550	5	0	5	119
				T2M	25,710	4	0	4	111	27,696	4	0	4	120	28,047	4	0	4	121
				T3S	24,862	5	0	5	108	26,783	5	0	5	116	27,122	5	0	5	117
				T3M	25,695	5	0	5	111	27,680	5	0	5	120	28,031	5	0	5	121
				T4M	25,210	5	0	5	109	27,158	5	0	5	118	27,502	5	0	5	119
				TFTM	25,861	5	0	5	112	27,860	5	0	5	121	28,212	5	0	5	122
				TSVS	26,043	5	0	1	113	28,056	5	0	1	121	28,411	5	0	1	123
				T5S	25,824	4	0	2	112	27,819	5	0	2	120	28,172	5	0	2	122
				T5M	25,818	5	0	3	112	27,813	5	0	3	120	28,165	5	0	3	122
				TSW	25,586	5	0	4	111	27,563	5	0	4	119	27,912	5	0	4	121
				BLC	21,241	4	0	4	92	22,882	4	0	4	99	23,172	4	0	4	100
				LCCO	15,170	2	0	4	66	16,342	2	0	4	71	16,549	2	0	4	72
				RCCO	15,150	5	0	5	66	16,321	5	0	5	71	16,527	5	0	5	72

FEATURES & SPECIFICATIONS

INTENDED USE

The sleek design of the D-Series Size 1 reflects the embedded high performance LED technology. It is ideal for many commercial and municipal applications, such as parking lots, plazas, campuses, and streetscapes.

CONSTRUCTION

Single-piece die-cast aluminum housing has integral heat sink fins to optimize thermal management through conductive and convective cooling. Modular design allows for ease of maintenance and future light engine upgrades. The LED drivers are mounted in direct contact with the casting to promote low operating temperature and long life. Housing is completely sealed against moisture and environmental contaminants (IP65). Low EPA (1.01 ft²) for optimized pole wind loading.

FINISH

Exterior parts are protected by a zinc-infused Super Durable TGIC thermoset powder coat finish that provides superior resistance to corrosion and weathering. A tightly controlled multi-stage process ensures a minimum 3 mils thickness for a finish that can withstand extreme climate changes without cracking or peeling. Available in both textured and non-textured finishes.

OPTICS

Precision-molded proprietary acrylic lenses are engineered for superior area lighting distribution, uniformity, and pole spacing. Light engines are available in standard 3000 K, 4000 K and 5000 K (70 CRI) configurations. The D-Series Size 1 has zero uplight and qualifies as a Nighttime Friendly™ product, meaning it is consistent with the LEED® and Green Globes™ criteria for eliminating wasteful uplight.

ELECTRICAL

Light engine configurations consist of high-efficacy LEDs mounted to metal-core circuit boards to maximize heat dissipation and promote long life (up to L85/100,000 hours at 25°C). Class 1 electronic drivers are designed to have a power factor >90%, THD <20%, and an expected life of 100,000 hours with <1% failure rate. Easily serviceable 10kV surge protection device meets a minimum Category C Low operation (per ANSI/IEEE C62.41.2).

STANDARD CONTROLS

The DSX1 LED area luminaire has a number of control options. DSX Size 1, comes standard with 0-10V dimming drivers. Dusk to dawn controls can be utilized via optional NEMA twist-lock photocell receptacles. Integrated motion sensors with on-board photocells feature field-adjustable programming and are suitable for mounting heights up to 30 feet.

nLIGHT AIR CONTROLS

The DSX1 LED area luminaire is also available with nLight® AIR for the ultimate in wireless control. This powerful controls platform provides out-of-the-box basic motion sensing and photocontrol functionality and is suitable for mounting heights up to 40 feet. Once commissioned using a smartphone and the easy-to-use CLAIRITY app, nLight AIR equipped luminaires can be grouped, resulting in motion sensor and photocell group response without the need for additional equipment. Scheduled dimming with motion sensor over-ride can be achieved when used with the nLight Eclipse. Additional information about nLight Air can be found here.

INSTALLATION

Included mounting block and integral arm facilitate quick and easy installation. Stainless steel bolts fasten the mounting block securely to poles and walls, enabling the D-Series Size 1 to withstand up to a 3.0 G vibration load rating per ANSI C136.31. The D-Series Size 1 utilizes the AERIS™ series pole drilling pattern (template #8). NEMA photocontrol receptacle are also available.

LISTINGS

UL listed to meet U.S. and Canadian standards. UL Listed for wet locations. Light engines are IP66 rated; luminaire is IP65 rated. Rated for -40°C minimum ambient. U.S. Patent No. D672,492 S. International patent pending.

DesignLights Consortium® (DLC) Premium qualified product and DLC qualified product. Not all versions of this product may be DLC Premium qualified or DLC qualified. Please check the DLC Qualified Products List at www.designlights.org/QPL to confirm which versions are qualified.

International Dark-Sky Association (IDA) Fixture Seal of Approval (FSA) is available for all products on this page utilizing 3000K color temperature only.

BUY AMERICAN

Product with the BAA option is assembled in the USA and meets the Buy America(n) government procurement requirements under FAR, DFARS and DOT. Please refer to www.acuitybrands.com/buy-american for additional information.

WARRANTY

5-year limited warranty. Complete warranty terms located at: www.acuitybrands.com/support/customer-support/terms-and-conditions

Note: Actual performance may differ as a result of end-user environment and application.

All values are design or typical values, measured under laboratory conditions at 25 °C.

Specifications subject to change without notice.





D-Series Size 2 LED Area Luminaire

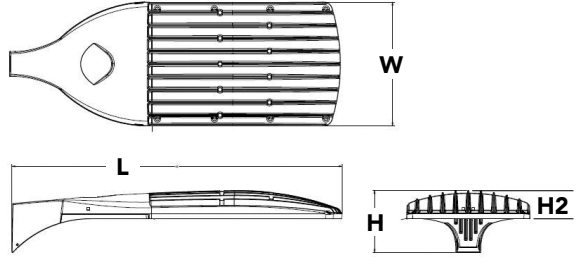


Catalog Number
Notes
Type TYPES P20, P21, P22

Hit the Tab key or mouse over the page to see all interactive elements.

Specifications

- EPA:** 1.1 ft²
(0.10 m²)
- Length:** 40"
(101.6 cm)
- Width:** 15"
(38.1 cm)
- Height 1:** 7-1/4"
(18.4 cm)
- Height 2: (max):** 3.5"
- Weight:** 36lbs



Introduction

The modern styling of the D-Series is striking yet unobtrusive - making a bold, progressive statement even as it blends seamlessly with its environment.

The D-Series distills the benefits of the latest in LED technology into a high performance, high efficacy, long-life luminaire. The outstanding photometric performance results in sites with excellent uniformity, greater pole spacing and lower power density. The Size 2 is ideal for replacing 400-1000W metal halide in area lighting applications with energy savings of up to 80% and expected service life of over 100,000 hours.

Ordering Information

EXAMPLE: DSX2 LED P7 40K T3M MVOLT SPA NLTAIR2 PIRHN DDBXD

DSX2 LED							
Series	LEDs	Color temperature	Distribution		Voltage	Mounting	
DSX2 LED	Forward optics P1 P5 ¹ P2 P6 P3 P7 ¹ P4 P8 ¹ Rotated optics P10 ² P13 ^{1,2} P11 ² P14 ^{1,2} P12 ²	30K 3000 K 40K 4000 K 50K 5000 K	T1S Type I Short (Automotive) T2S Type II Short T2M Type II Medium T3S Type III Short T3M Type III Medium T4M Type IV Medium TFTM Forward Throw Medium	T5VS Type V Very Short ³ T5S Type V Short ³ T5M Type V Medium ³ T5W Type V Wide ³ BLC Backlight control ⁴ LCCO Left corner cutoff ⁴ RCCO Right corner cutoff ⁴	MVOLT ⁵ XVOLT (277V-480V) ^{6,7,8} 120 ⁹ 208 ⁹ 240 ⁹ 277 ⁹ 347 ⁹ 480 ⁹	Shipped included SPA Square pole mounting RPA Round pole mounting ¹⁰ WBA Wall bracket ³ SPUMBA Square pole universal mounting adaptor ¹¹ RPUMBA Round pole universal mounting adaptor ¹¹ Shipped separately KMA8 DDBXD U Mast arm mounting bracket adaptor (specify finish) ¹⁰	

Control options	Other options	Finish (required)
Shipped installed NLTAIR2 nLight AIR generation 2 enabled ¹³ PIRHN Network, Bi-Level motion/ambient sensor ¹⁴ PER NEMA twist-lock receptacle only (no controls) ¹⁵ PER5 Five-wire receptacle only (no controls) ^{15,16} PER7 Seven-wire receptacle only (no controls) ^{15,16} DMG 0-10V dimming extend out back of housing for external control (no controls) ¹⁷ DS Dual switching ^{18,19}	Shipped installed HS House-side shield ²² SF Single fuse (120, 277, 347V) ⁹ DF Double fuse (208, 240, 480V) ⁹ L90 Left rotated optics ² R90 Right rotated optics ² HA 50°C ambient operations ¹ BAA Buy America(n) Act Compliant Shipped separately BS Bird spikes ²³ EGS External glare shield	DDBXD Dark bronze DBLXD Black DNAXD Natural aluminum DWHXD White DDBTXD Textured dark bronze DBLTXD Textured black DNATXD Textured natural aluminum DWHGXD Textured white

Ordering Information

Accessories

Ordered and shipped separately.

DLL127F 1.5 JU	Photocell - SSL twist-lock (120-277V) ²⁴
DLL347F 1.5 CUL JU	Photocell - SSL twist-lock (347V) ²⁴
DLL480F 1.5 CUL JU	Photocell - SSL twist-lock (480V) ²⁴
DSHORT SBK U	Shorting cap ²⁴
DSX2HS 80C U	House-side shield for 80 LED unit ²²
DSX2HS 90C U	House-side shield for 90 LED unit ²²
DSX2HS 100C U	House-side shield for 100 LED unit ²²
PUMBA DDBXD U*	Square and round pole universal mounting bracket (specify finish) ²⁵
KMA8 DDBXD U	Mast arm mounting bracket adaptor (specify finish) ²⁵
DSX2EGS (FINISH) U	External glare shield

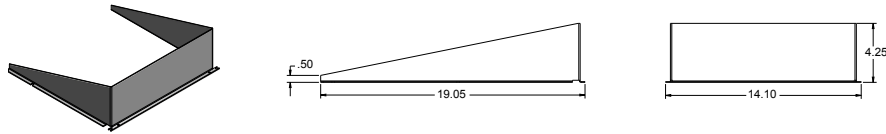
For more control options, visit [DTL](#) and [ROAM](#) online.

NOTES

- 1 HA not available with P5, P7, P8, P13, and P14.
- 2 P10, P11, P12, P13 or P14 and rotated optics (L90, R90) only available together.
- 3 Any Type 5 distribution with photocell, is not available with WBA.
- 4 Not available with HS.
- 5 MVOLT driver operates on any line voltage from 120-277V (50/60 Hz).
- 6 XVOLT is only suitable for use with P5, P6, P7, P8, P13 and P14.
- 7 XVOLT works with any voltage between 277V and 480V.
- 8 XVOLT not available with fusing (SF or DF) and not available with PIRH or PIRH1FC3V.
- 9 Single fuse (SF) requires 120V, 277V or 347V. Double fuse (DF) requires 208V, 240V or 480V.
- 10 Suitable for mounting to round poles between 3.5" and 12" diameter.
- 11 Universal mounting bracket intended for retrofit on existing pre-drilled poles only. 1.5 G vibration load rating per ANCI C136.31. Only usable when pole's drill pattern is NOT Lithonia template #8.
- 12 Must order fixture with SPA option. Must be ordered as a separate accessory; see Accessories information. For use with 2-3/8" diameter mast arm (not included).
- 13 Must be ordered with PIRHN. Sensor cover only available in dark bronze, black, white or natural aluminum color.
- 14 Must be ordered with NLTAIR2. For more information on nLight Air 2 visit [this link](#).
- 15 Photocell ordered and shipped as a separate line item from Acuity Brands Controls. See accessories. Not available with DS option. Shorting Cap included.
- 16 If ROAM® node required, it must be ordered and shipped as a separate line item from Acuity Brands Controls. Node with integral dimming. .
- 17 DMG not available with PIRHN, PER5, PER7, PIR, PIRH, PIR1FC3V or PIRH1FC3V, FAO.
- 18 Requires (2) separately switched circuits with isolated neutrals.
- 19 Provides 50/50 fixture operation via (2) independent drivers. Not available with PER, PER5, PER7, PIR or PIRH. Not available with P1, P2, P10.
- 20 Reference Controls Options table settings table on page 4. Reference Motion Sensor Default table on page 4 to see functionality.
- 21 Reference controls options table on page 4.
- 22 Not available with BLC, LCCO and RCCO distribution. Also available as a separate accessories; see Accessories information.
- 23 Must be ordered with fixture for factory pre-drilling.
- 24 Requires luminaire to be specified with PER, PER5 and PER7 option. Ordered and shipped as a separate line item from Acuity Brands Controls.
- 25 For retrofit use only. Only usable when pole's drill pattern is NOT Lithonia template #8.

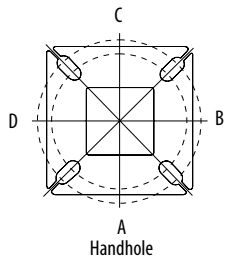
Options

EGS - External Glare Shield



Drilling

HANDHOLE ORIENTATION



Tenon Mounting Slipfitter

Tenon O.D.	Mounting	Single Unit	2 @ 180	2 @ 90	3 @ 90	3 @ 120	4 @ 90
2-3/8"	RPA	AS3-5 190	AS3-5 280	AS3-5 290	AS3-5 390	AS3-5 320	AS3-5 490
2-7/8"	RPA	AST25-190	AST25-280	AST25-290	AST25-390	AST25-320	AST25-490
4"	RPA	AST35-190	AST35-280	AST35-290	AST35-390	AST35-320	AST35-490

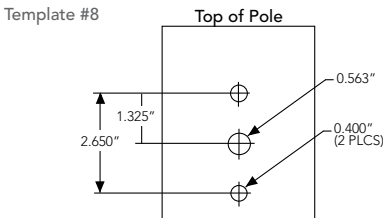
Mounting Option	Drilling Template	Single	2 @ 180	2 @ 90	3 @ 90	3 @ 120	4 @ 90
Head Location		Side B	Side B & D	Side B & C	Side B, C & D	Round Pole Only	Side A, B, C & D
Drill Nomenclature	#8	DM19AS	DM28AS	DM29AS	DM39AS	DM32AS	DM49AS

DSX2 Area Luminaire - EPA

*Includes luminaire and integral mounting arm. Other tenons, arms, brackets or other accessories are not included in this EPA data.

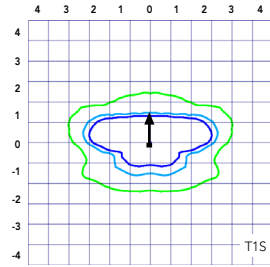
Fixture Quantity & Mounting Configuration	Single DM19	2 @ 180 DM28	2 @ 90 DM29	3 @ 90 DM39	3 @ 120 DM32	4 @ 90 DM49
Mounting Type						
DSX2 LED	1.100	2.200	2.120	3.300	2.850	4.064

	Drilling Template	Minimum Acceptable Outside Pole Dimension					
SPA	#8	2-7/8"	2-7/8"	3.5"	3.5"	3"	3.5"
RPA	#8	2-7/8"	2-7/8"	3.5"	3.5"	3"	3.5"
SPUMBA	#5	2-7/8"	3"	4"	4"	3.5"	4"
RPUMBA	#5	2-7/8"	3.5"	5"	5"	3.5"	5"

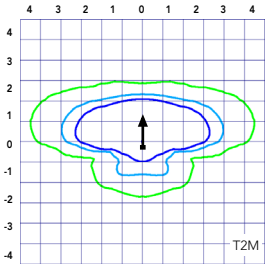


Isofootcandle plots for the DSX2 LED 80C 1000 40K. Distances are in units of mounting height (30').

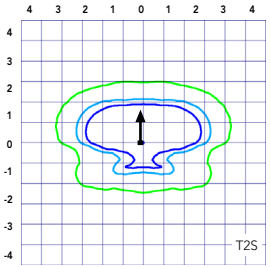
- LEGEND**
- 0.1 fc
 - 0.5 fc
 - 1.0 fc



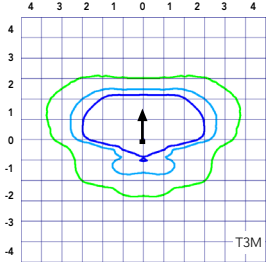
Test No. LT.22425P1 tested in accordance with IESNA LM-79-08.



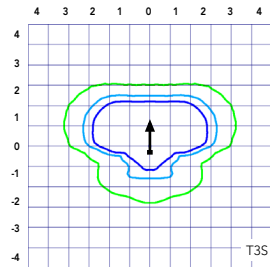
Test No. LT.22428P1 tested in accordance with IESNA LM-79-08.



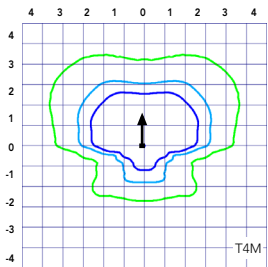
Test No. LT.22434P1 tested in accordance with IESNA LM-79-08.



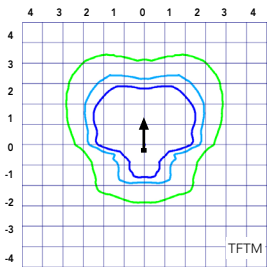
Test No. LT.22425P1 tested in accordance with IESNA LM-79-08.



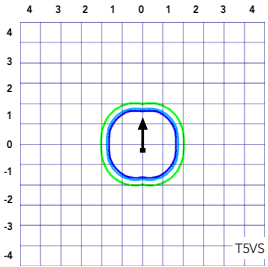
Test No. LT.22430P1 tested in accordance with IESNA LM-79-08.



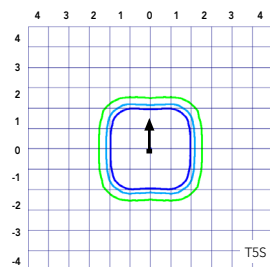
Test No. LT.22434P1 tested in accordance with IESNA LM-79-08.



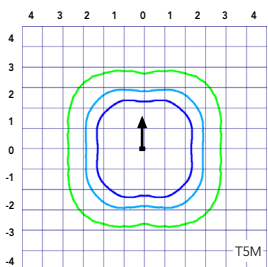
Test No. LT.22428P1 tested in accordance with IESNA LM-79-08.



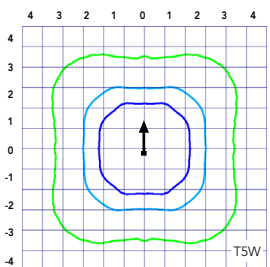
Test No. LT.22430P1 tested in accordance with IESNA LM-79-08.



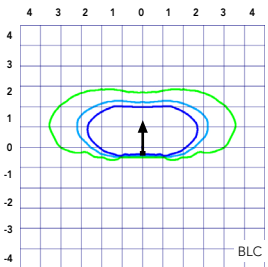
Test No. LT.22425P1 tested in accordance with IESNA LM-79-08.



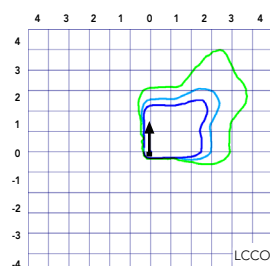
Test No. LT.22434P1 tested in accordance with IESNA LM-79-08.



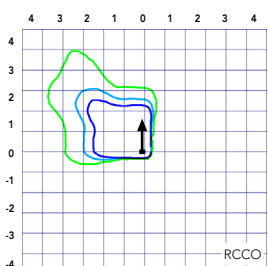
Test No. LT.22428P1 tested in accordance with IESNA LM-79-08.



Test No. LT.22430P1 tested in accordance with IESNA LM-79-08.



Test No. LT.22425P1 tested in accordance with IESNA LM-79-08.



Test No. LT.22434P1 tested in accordance with IESNA LM-79-08.

Performance Data

Lumen Ambient Temperature (LAT) Multipliers

Use these factors to determine relative lumen output for average ambient temperatures from 0-40°C (32-104°F).

Ambient		Lumen Multiplier
0°C	32°F	1.04
5°C	41°F	1.04
10°C	50°F	1.03
15°C	59°F	1.02
20°C	68°F	1.01
25°C	77°F	1.00
30°C	86°F	0.99
35°C	95°F	0.98
40°C	104°F	0.97

Projected LED Lumen Maintenance

Data references the extrapolated performance projections for the platforms noted in a **25°C ambient**, based on 10,000 hours of LED testing (tested per IESNA LM-80-08 and projected per IESNA TM-21-11).

To calculate LLF, use the lumen maintenance factor that corresponds to the desired number of operating hours below. For other lumen maintenance values, contact factory.

Operating Hours	0	25000	50000	100000
Lumen Maintenance Factor	1.00	0.96	0.92	0.85

Electrical Load

	Performance Package	LED Count	Drive Current	Wattage	Current (A)					
					120	208	240	277	347	480
Forward Optics (Non-Rotated)	P1	80	530	140	1.18	0.68	0.59	0.51	0.40	0.32
	P2	80	700	185	1.56	0.90	0.78	0.66	0.52	0.39
	P3	80	850	217	1.82	1.05	0.90	0.80	0.63	0.48
	P4	80	1050	270	2.27	1.31	1.12	0.99	0.79	0.59
	P5	80	1250	321	2.68	1.54	1.34	1.17	0.93	0.68
	P6	100	1050	343	2.89	1.66	1.59	1.37	1.00	0.71
	P7	100	1250	398	3.31	1.91	1.66	1.45	1.16	0.81
	P8	100	1350	431	3.61	2.07	1.81	1.57	1.25	0.91
Rotated Optics (Requires L90 or R90)	P10	90	530	156	1.30	0.76	0.65	0.62	0.45	0.32
	P11	90	700	207	1.75	1.01	0.87	0.74	0.60	0.46
	P12	90	850	254	2.12	1.22	1.06	0.94	0.73	0.55
	P13	90	1200	344	2.88	1.65	1.44	1.25	1.00	0.73
	P14	90	1400	405	3.39	1.95	1.71	1.48	1.18	0.86

Motion Sensor Default Settings

Option	Dimmed State	High Level (when triggered)	Photocell Operation	Dwell Time	Ramp-up Time	Ramp-down Time
PIR or PIRH	3V (37%) Output	10V (100%) Output	Enabled @ 5FC	5 min	3 sec	5 min
*PIR1FC3V or PIRH1FC3V	3V (37%) Output	10V (100%) Output	Enabled @ 1FC	5 min	3 sec	5 min

*for use when motion sensor is used as dusk to dawn control.

Controls Options

Nomenclature	Description	Functionality	Primary control device	Notes
FAO	Field adjustable output device installed inside the luminaire; wired to the driver dimming leads.	Allows the luminaire to be manually dimmed, effectively trimming the light output.	FAO device	Cannot be used with other controls options that need the 0-10V leads
DS	Drivers wired independently for 50/50 luminaire operation	The luminaire is wired to two separate circuits, allowing for 50/50 operation.	Independently wired drivers	Requires two separately switched circuits. Consider nLight AIR as a more cost effective alternative.
PERS or PER7	Twist-lock photocell receptical	Compatible with standard twist-lock photocells for dusk to dawn operation, or advanced control nodes that provide 0-10V dimming signals.	Twist-lock photocells such as DLL Elite or advanced control nodes such as ROAM.	Pins 4 & 5 to dimming leads on driver, Pins 6 & 7 are capped inside luminaire
PIR or PIRH	Motion sensors with integral photocell. PIR for 8-15' mounting; PIRH for 15-30' mounting	Luminaires dim when no occupancy is detected.	Acuity Controls SBGR	Also available with PIRH1FC3V when the sensor photocell is used for dusk-to-dawn operation.
NLTAIR2 PIRHN	nLight AIR enabled luminaire for motion sensing, photocell and wireless communication.	Motion and ambient light sensing with group response. Scheduled dimming with motion sensor over-ride when wirelessly connected to the nLight Eclipse.	nLight Air rSBGR	nLight AIR sensors can be programmed and commissioned from the ground using the CIAIRity Pro app.

Performance Data

Lumen Output

Lumen values are from photometric tests performed in accordance with IESNA LM-79-08. Data is considered to be representative of the configurations shown, within the tolerances allowed by Lighting Facts. Contact factory for performance data on any configurations not shown here.

Forward Optics																							
LED Count	Drive Current	Power Package	System Watts	Dist. Type	30K (3000 K, 70 CRI)					40K (4000 K, 70 CRI)					50K (5000 K, 70 CRI)								
					Lumens	B	U	G	LPW	Lumens	B	U	G	LPW	Lumens	B	U	G	LPW				
80	530	P1	140W	T1S	17,575	3	0	3	126	18,933	3	0	3	135	19,173	3	0	3	137				
				T2S	17,556	3	0	3	125	18,913	3	0	3	135	19,152	3	0	3	137				
				T2M	17,647	3	0	3	126	19,010	3	0	3	136	19,251	3	0	3	138				
				T3S	17,090	3	0	3	122	18,411	3	0	3	132	18,644	3	0	3	133				
				T3M	17,604	3	0	3	126	18,964	3	0	3	135	19,204	3	0	3	137				
				T4M	17,221	3	0	3	123	18,552	3	0	4	133	18,787	3	0	4	134				
				TFTM	17,593	3	0	3	126	18,952	3	0	4	135	19,192	3	0	4	137				
				TSVS	18,297	4	0	1	131	19,711	4	0	1	141	19,961	4	0	1	143				
				T5S	18,312	4	0	2	131	19,727	4	0	2	141	19,977	4	0	2	143				
				T5M	18,266	4	0	2	130	19,677	4	0	2	141	19,926	4	0	2	142				
				TSW	18,146	5	0	3	130	19,548	5	0	3	140	19,796	5	0	3	141				
				BLC	14,424	2	0	2	103	15,539	2	0	3	111	15,736	2	0	3	112				
				LCCO	10,733	1	0	3	77	11,562	1	0	3	83	11,709	2	0	3	84				
				RCCO	10,733	1	0	3	77	11,562	1	0	3	83	11,709	2	0	3	84				
				80	700	P2	185W	T1S	22,305	3	0	3	121	24,029	3	0	3	130	24,333	3	0	3	132
								T2S	22,281	3	0	4	120	24,003	3	0	4	130	24,307	3	0	4	131
T2M	22,396	3	0					3	121	24,127	3	0	3	130	24,432	3	0	3	132				
T3S	21,690	3	0					4	117	23,366	3	0	4	126	23,662	3	0	4	128				
T3M	22,342	3	0					4	121	24,068	3	0	4	130	24,373	3	0	4	132				
T4M	21,857	3	0					4	118	23,545	3	0	4	127	23,844	3	0	4	129				
TFTM	22,328	3	0					4	121	24,054	3	0	4	130	24,358	3	0	4	132				
TSVS	23,222	5	0					1	126	25,016	5	0	1	135	25,333	5	0	1	137				
T5S	23,241	4	0					2	126	25,037	4	0	2	135	25,354	4	0	2	137				
T5M	23,182	5	0					3	125	24,974	5	0	3	135	25,290	5	0	3	137				
TSW	23,030	5	0					4	124	24,810	5	0	4	134	25,124	5	0	4	136				
BLC	18,307	2	0					3	99	19,721	2	0	3	107	19,971	2	0	3	108				
LCCO	13,622	2	0					3	74	14,674	2	0	4	79	14,860	2	0	4	80				
RCCO	13,622	2	0					3	74	14,674	2	0	4	79	14,860	2	0	4	80				
80	850	P3	217W					T1S	26,202	3	0	3	121	28,226	3	0	3	130	28,584	3	0	3	132
								T2S	26,174	3	0	4	121	28,196	3	0	4	130	28,553	3	0	4	132
				T2M	26,309	3	0	3	121	28,342	3	0	3	131	28,700	3	0	3	132				
				T3S	25,479	3	0	4	117	27,448	3	0	4	126	27,795	3	0	4	128				
				T3M	26,245	3	0	4	121	28,273	3	0	4	130	28,631	3	0	4	132				
				T4M	25,675	3	0	4	118	27,659	3	0	4	127	28,009	3	0	4	129				
				TFTM	26,229	3	0	4	121	28,255	3	0	4	130	28,613	3	0	4	132				
				TSVS	27,279	5	0	1	126	29,387	5	0	1	135	29,759	5	0	1	137				
				T5S	27,301	4	0	2	126	29,410	5	0	2	136	29,783	5	0	2	137				
				T5M	27,232	5	0	3	125	29,336	5	0	3	135	29,707	5	0	3	137				
				TSW	27,053	5	0	4	125	29,144	5	0	4	134	29,513	5	0	4	136				
				BLC	21,504	2	0	3	99	23,166	2	0	3	107	23,459	2	0	4	108				
				LCCO	16,001	2	0	4	74	17,238	2	0	4	79	17,456	2	0	4	80				
				RCCO	16,001	2	0	4	74	17,238	2	0	4	79	17,456	2	0	4	80				
				80	1050	P4	270W	T1S	30,963	4	0	4	115	33,355	4	0	4	124	33,777	4	0	4	125
								T2S	30,930	4	0	4	115	33,320	4	0	4	123	33,742	4	0	4	125
T2M	31,089	3	0					4	115	33,491	3	0	4	124	33,915	3	0	4	126				
T3S	30,108	4	0					4	112	32,435	4	0	5	120	32,845	4	0	5	122				
T3M	31,014	3	0					4	115	33,410	3	0	4	124	33,833	3	0	4	125				
T4M	30,340	3	0					5	112	32,684	3	0	5	121	33,098	3	0	5	123				
TFTM	30,995	3	0					5	115	33,390	3	0	5	124	33,812	3	0	5	125				
TSVS	32,235	5	0					1	119	34,726	5	0	1	129	35,166	5	0	1	130				
T5S	32,261	5	0					2	119	34,754	5	0	2	129	35,194	5	0	2	130				
T5M	32,180	5	0					4	119	34,667	5	0	4	128	35,105	5	0	4	130				
TSW	31,969	5	0					4	118	34,439	5	0	5	128	34,875	5	0	5	129				
BLC	25,412	2	0					4	94	27,376	2	0	4	101	27,722	2	0	4	103				
LCCO	18,909	2	0					4	70	20,370	2	0	4	75	20,628	2	0	4	76				
RCCO	18,909	2	0					4	70	20,370	2	0	4	75	20,628	2	0	4	76				

Performance Data

Lumen Output

Lumen values are from photometric tests performed in accordance with IESNA LM-79-08. Data is considered to be representative of the configurations shown, within the tolerances allowed by Lighting Facts. Contact factory for performance data on any configurations not shown here.

Forward Optics																			
LED Count	Drive Current	Power Package	System Watts	Dist. Type	30K (3000 K, 70 CRI)					40K (4000 K, 70 CRI)					50K (5000 K, 70 CRI)				
					Lumens	B	U	G	LPW	Lumens	B	U	G	LPW	Lumens	B	U	G	LPW
80	1250	P5	321W	T1S	35,193	4	0	4	110	37,912	4	0	4	118	38,392	4	0	4	120
				T2S	35,155	4	0	5	110	37,872	4	0	5	118	38,351	4	0	5	119
				T2M	35,336	4	0	4	110	38,067	4	0	4	119	38,549	4	0	4	120
				T3S	34,222	4	0	5	107	36,866	4	0	5	115	37,333	4	0	5	116
				T3M	35,251	3	0	4	110	37,974	3	0	5	118	38,455	4	0	5	120
				T4M	34,485	3	0	5	107	37,149	4	0	5	116	37,620	4	0	5	117
				TFTM	35,229	3	0	5	110	37,951	3	0	5	118	38,431	3	0	5	120
				TSVS	36,639	5	0	1	114	39,470	5	0	1	123	39,970	5	0	1	125
				T5S	36,669	5	0	2	114	39,502	5	0	2	123	40,002	5	0	2	125
				T5M	36,576	5	0	4	114	39,403	5	0	4	123	39,901	5	0	4	124
				TSW	36,336	5	0	5	113	39,144	5	0	5	122	39,640	5	0	5	123
				BLC	28,884	3	0	4	90	31,115	3	0	4	97	31,509	3	0	4	98
				LCCO	21,492	2	0	4	67	23,153	2	0	5	72	23,446	3	0	5	73
				RCCO	21,492	2	0	4	67	23,153	2	0	5	72	23,446	3	0	5	73
100	1050	P6	343W	T1S	37,824	4	0	4	110	40,747	4	0	4	119	41,263	4	0	4	120
				T2S	37,784	4	0	5	110	40,704	4	0	5	119	41,219	4	0	5	120
				T2M	37,979	4	0	4	111	40,913	4	0	4	119	41,431	4	0	4	121
				T3S	36,780	4	0	5	107	39,623	4	0	5	116	40,124	4	0	5	117
				T3M	37,886	3	0	5	110	40,814	4	0	5	119	41,331	4	0	5	120
				T4M	37,063	4	0	5	108	39,927	4	0	5	116	40,433	4	0	5	118
				TFTM	37,863	3	0	5	110	40,789	4	0	5	119	41,305	4	0	5	120
				TSVS	39,379	5	0	1	115	42,422	5	0	1	124	42,959	5	0	1	125
				T5S	39,411	5	0	2	115	42,456	5	0	2	124	42,993	5	0	2	125
				T5M	39,311	5	0	4	115	42,349	5	0	4	123	42,885	5	0	4	125
				TSW	39,053	5	0	5	114	42,071	5	0	5	123	42,604	5	0	5	124
				BLC	31,043	3	0	4	91	33,442	3	0	4	97	33,865	3	0	4	99
				LCCO	23,099	2	0	5	67	24,884	3	0	5	73	25,199	3	0	5	73
				RCCO	23,099	2	0	5	67	24,884	3	0	5	73	25,199	3	0	5	73
100	1250	P7	398W	T1S	42,599	4	0	4	107	45,890	4	0	4	115	46,471	4	0	4	117
				T2S	42,553	4	0	5	107	45,842	4	0	5	115	46,422	4	0	5	117
				T2M	42,773	4	0	4	107	46,078	4	0	4	116	46,661	4	0	5	117
				T3S	41,423	4	0	5	104	44,624	4	0	5	112	45,189	4	0	5	114
				T3M	42,669	4	0	5	107	45,966	4	0	5	115	46,548	4	0	5	117
				T4M	41,742	4	0	5	105	44,967	4	0	5	113	45,537	4	0	5	114
				TFTM	42,643	4	0	5	107	45,938	4	0	5	115	46,519	4	0	5	117
				TSVS	44,350	5	0	1	111	47,777	5	0	1	120	48,381	5	0	1	122
				T5S	44,385	5	0	2	112	47,815	5	0	3	120	48,420	5	0	3	122
				T5M	44,273	5	0	4	111	47,695	5	0	4	120	48,298	5	0	4	121
				TSW	43,983	5	0	5	111	47,382	5	0	5	119	47,982	5	0	5	121
				BLC	34,962	3	0	4	88	37,664	3	0	5	95	38,140	3	0	5	96
				LCCO	26,015	3	0	5	65	28,025	3	0	5	70	28,380	3	0	5	71
				RCCO	26,015	3	0	5	65	28,025	3	0	5	70	28,380	3	0	5	71
100	1350	P8	448W	T1S	45,610	4	0	4	106	49,135	4	0	4	114	49,757	4	0	4	115
				T2S	45,562	4	0	5	106	49,083	4	0	5	114	49,704	4	0	5	115
				T2M	45,797	4	0	4	106	49,336	4	0	5	114	49,960	4	0	5	116
				T3S	44,352	4	0	5	103	47,779	4	0	5	111	48,384	4	0	5	112
				T3M	45,686	4	0	5	106	49,216	4	0	5	114	49,839	4	0	5	116
				T4M	44,693	4	0	5	104	48,147	4	0	5	112	48,756	4	0	5	113
				TFTM	45,657	4	0	5	106	49,186	4	0	5	114	49,808	4	0	5	116
				TSVS	47,485	5	0	1	119	51,155	5	0	1	119	51,802	5	0	1	120
				T5S	47,524	5	0	3	110	51,196	5	0	3	119	51,844	5	0	3	120
				T5M	47,404	5	0	4	110	51,067	5	0	5	118	51,713	5	0	5	120
				TSW	47,093	5	0	5	109	50,732	5	0	5	118	51,374	5	0	5	119
				BLC	37,434	3	0	5	87	40,326	3	0	5	94	40,837	3	0	5	95
				LCCO	27,854	3	0	5	65	30,006	3	0	5	70	30,386	3	0	5	71
				RCCO	27,854	3	0	5	65	30,006	3	0	5	70	30,386	3	0	5	71

Performance Data

Lumen Output

Lumen values are from photometric tests performed in accordance with IESNA LM-79-08. Data is considered to be representative of the configurations shown, within the tolerances allowed by Lighting Facts. Contact factory for performance data on any configurations not shown here.

Rotated Optics																			
LED Count	Drive Current	Power Package	System Watts	Dist. Type	30K (3000 K, 70 CRI)					40K (4000 K, 70 CRI)					50K (5000 K, 70 CRI)				
					Lumens	B	U	G	LPW	Lumens	B	U	G	LPW	Lumens	B	U	G	LPW
90	530	P10	156W	T1S	20,145	4	0	4	129	21,702	4	0	4	139	21,977	4	0	4	141
				T2S	20,029	4	0	4	128	21,577	4	0	4	138	21,850	4	0	4	140
				T2M	20,391	4	0	4	131	21,967	4	0	4	141	22,245	4	0	4	143
				T3S	19,719	4	0	4	126	21,242	4	0	4	136	21,511	4	0	4	138
				T3M	20,379	4	0	4	131	21,954	4	0	4	141	22,232	4	0	4	143
				T4M	19,995	4	0	4	128	21,540	4	0	4	138	21,812	5	0	5	140
				TFTM	20,511	4	0	4	131	22,096	5	0	5	142	22,376	5	0	5	143
				TSVS	20,655	4	0	1	132	22,251	4	0	1	143	22,533	4	0	1	144
				T5S	20,482	4	0	2	131	22,064	4	0	2	141	22,343	4	0	2	143
				T5M	20,477	5	0	3	131	22,059	5	0	3	141	22,338	5	0	3	143
				TSW	20,293	5	0	3	130	21,861	5	0	3	140	22,138	5	0	4	142
				BLC	16,846	4	0	4	108	18,148	4	0	4	116	18,378	4	0	4	118
				LCCO	12,032	2	0	3	77	12,961	2	0	3	83	13,125	2	0	3	84
				RCCO	12,016	4	0	4	77	12,944	4	0	4	83	13,108	4	0	4	84
90	700	P11	207W	T1S	25,518	4	0	4	123	27,490	4	0	4	133	27,837	4	0	4	134
				T2S	25,371	5	0	5	123	27,331	5	0	5	132	27,677	5	0	5	134
				T2M	25,829	4	0	4	125	27,825	4	0	4	134	28,177	4	0	4	136
				T3S	24,977	5	0	5	121	26,907	5	0	5	130	27,248	5	0	5	132
				T3M	25,814	5	0	5	125	27,809	5	0	5	134	28,161	5	0	5	136
				T4M	25,327	5	0	5	122	27,284	5	0	5	132	27,629	5	0	5	133
				TFTM	25,981	5	0	5	126	27,989	5	0	5	135	28,343	5	0	5	137
				TSVS	26,164	5	0	1	126	28,185	5	0	1	136	28,542	5	0	1	138
				T5S	25,943	4	0	2	125	27,948	5	0	2	135	28,302	5	0	2	137
				T5M	25,937	5	0	3	125	27,941	5	0	3	135	28,295	5	0	3	137
				TSW	25,704	5	0	4	124	27,691	5	0	4	134	28,041	5	0	4	135
				BLC	21,339	4	0	4	103	22,988	4	0	4	111	23,279	4	0	4	112
				LCCO	15,240	2	0	4	74	16,418	2	0	4	79	16,626	2	0	4	80
				RCCO	15,220	5	0	5	74	16,396	5	0	5	79	16,604	5	0	5	80
90	850	P12	254W	T1S	29,912	4	0	4	118	32,223	4	0	4	127	32,631	5	0	4	128
				T2S	29,740	5	0	5	117	32,038	5	0	5	126	32,443	5	0	5	128
				T2M	30,277	4	0	4	119	32,616	5	0	5	128	33,029	5	0	5	130
				T3S	29,278	5	0	5	115	31,540	5	0	5	124	31,940	5	0	5	126
				T3M	30,259	5	0	5	119	32,597	5	0	5	128	33,010	5	0	5	130
				T4M	29,688	5	0	5	117	31,982	5	0	5	126	32,387	5	0	5	128
				TFTM	30,455	5	0	5	120	32,808	5	0	5	129	33,224	5	0	5	131
				TSVS	30,669	5	0	1	121	33,039	5	0	1	130	33,457	5	0	1	132
				T5S	30,411	5	0	2	120	32,761	5	0	2	129	33,176	5	0	2	131
				T5M	30,404	5	0	3	120	32,753	5	0	4	129	33,168	5	0	4	131
				TSW	30,131	5	0	4	119	32,459	5	0	4	128	32,870	5	0	4	129
				BLC	25,013	4	0	4	98	26,946	4	0	4	106	27,287	4	0	4	107
				LCCO	17,865	2	0	4	70	19,245	2	0	4	76	19,489	2	0	4	77
				RCCO	17,841	5	0	5	70	19,220	5	0	5	76	19,463	5	0	5	77
90	1200	P13	344W	T1S	38,768	5	0	5	113	41,764	5	0	5	121	42,292	5	0	5	123
				T2S	38,545	5	0	5	112	41,523	5	0	5	121	42,049	5	0	5	122
				T2M	39,241	5	0	5	114	42,273	5	0	5	123	42,808	5	0	5	124
				T3S	37,947	5	0	5	110	40,879	5	0	5	119	41,396	5	0	5	120
				T3M	39,218	5	0	5	114	42,249	5	0	5	123	42,783	5	0	5	124
				T4M	38,478	5	0	5	112	41,451	5	0	5	120	41,976	5	0	5	122
				TFTM	39,472	5	0	5	115	42,522	5	0	5	124	43,060	5	0	5	125
				TSVS	39,749	5	0	1	116	42,821	5	0	1	124	43,363	5	0	1	126
				T5S	39,415	5	0	2	115	42,461	5	0	2	123	42,998	5	0	2	125
				T5M	39,405	5	0	4	115	42,450	5	0	4	123	42,988	5	0	4	125
				TSW	39,052	5	0	5	114	42,069	5	0	5	122	42,602	5	0	5	124
				BLC	32,419	5	0	5	94	34,925	5	0	5	102	35,367	5	0	5	103
				LCCO	23,154	3	0	5	67	24,943	3	0	5	73	25,259	3	0	5	73
				RCCO	23,124	5	0	5	67	24,910	5	0	5	72	25,226	5	0	5	73
90	1400	P14	405W	T1S	42,867	5	0	5	106	46,180	5	0	5	114	46,764	5	0	5	115
				T2S	42,621	5	0	5	105	45,914	5	0	5	113	46,495	5	0	5	115
				T2M	43,390	5	0	5	107	46,743	5	0	5	115	47,335	5	0	5	117
				T3S	41,959	5	0	5	104	45,201	5	0	5	112	45,773	5	0	5	113
				T3M	43,365	5	0	5	107	46,716	5	0	5	115	47,307	5	0	5	117
				T4M	42,547	5	0	5	105	45,834	5	0	5	113	46,414	5	0	5	115
				TFTM	43,646	5	0	5	108	47,018	5	0	5	116	47,614	5	0	5	118
				TSVS	43,952	5	0	1	109	47,349	5	0	1	117	47,948	5	0	1	118
				T5S	43,583	5	0	2	108	46,950	5	0	2	116	47,545	5	0	3	117
				T5M	43,572	5	0	4	108	46,939	5	0	4	116	47,533	5	0	4	117
				TSW	43,181	5	0	5	107	46,518	5	0	5	115	47,107	5	0	5	116
				BLC	35,847	5	0	5	89	38,617	5	0	5	95	39,106	5	0	5	97
				LCCO	25,602	3	0	5	63	27,580	3	0	5	68	27,930	3	0	5	69
				RCCO	25,569	5	0	5	63	27,544	5	0	5	68	27,893	5	0	5	69

FEATURES & SPECIFICATIONS

INTENDED USE

The sleek design of the D-Series Area Size 2 reflects the embedded high performance LED technology. It is ideal for applications like car dealerships and large parking lots adjacent to malls, transit stations, grocery stores, home centers, and other big-box retailers.

CONSTRUCTION

Single-piece die-cast aluminum housing has integral heat sink fins to optimize thermal management through conductive and convective cooling. Modular design allows for ease of maintenance and future light engine upgrades. The LED drivers are mounted in direct contact with the casting to promote low operating temperature and long life. Housing is completely sealed against moisture and environmental contaminants (IP65). Low EPA (1.1 ft²) for optimized pole wind loading.

FINISH

Exterior parts are protected by a zinc-infused Super Durable TGIC thermoset powder coat finish that provides superior resistance to corrosion and weathering. A tightly controlled multi-stage process ensures a minimum 3 mils thickness for a finish that can withstand extreme climate changes without cracking or peeling. Available in both textured and non-textured finishes.

OPTICS

Precision-molded proprietary acrylic lenses are engineered for superior area lighting distribution, uniformity, and pole spacing. Light engines are available in 3000 K, 4000 K, or 5000 K (70 CRI) configurations. The D-Series Size 2 has zero uplight and qualifies as a Nighttime Friendly™ product, meaning it is consistent with the LEED® and Green Globes™ criteria for eliminating wasteful uplight.

ELECTRICAL

Light engine configurations consist of high-efficacy LEDs mounted to metal-core circuit boards to maximize heat dissipation and promote long life (up to L85/100,000 hrs at 25°C). Class 1 electronic drivers are designed to have a power factor >90%, THD <20%, and an expected life of 100,000 hours with <1% failure rate. Easily-serviceable 10kV surge protection device meets a minimum Category C Low operation (per ANSI/IEEE C62.41.2).

INSTALLATION

Included mounting block and integral arm facilitate quick and easy installation. Stainless steel bolts fasten the mounting block securely to poles and walls, enabling the D-Series Size 2 to withstand up to a 2.0 G vibration load rating per ANSI C136.31. The D-Series Size 2 utilizes the AERIS™ series pole drilling pattern (Template #8). NEMA photocontrol receptacle is available.

STANDARD CONTROLS

The DSX2 LED area luminaire has a number of control options. DSX Size 2, comes standard with 0-10V dimming drivers. Dusk to dawn controls can be utilized via optional NEMA twist-lock photocell receptacles. Integrated motion sensors with on-board photocells feature field-adjustable programming and are suitable for mounting heights up to 30 feet.

nLIGHT AIR CONTROLS

The DSX2 LED area luminaire is also available with nLight® AIR for the ultimate in wireless control. This powerful controls platform provides out-of-the-box basic motion sensing and photocontrol functionality and is suitable for mounting heights up to 40 feet. Once commissioned using a smartphone and the easy-to-use CLAIRITY app, nLight AIR equipped luminaires can be grouped, resulting in motion sensor and photocell group response without the need for additional equipment. Scheduled dimming with motion sensor over-ride can be achieved when used with the nLight Eclipse. Additional information about nLight Air can be found [here](#).

LISTINGS

UL listed to meet U.S. and Canadian standards. UL Listed for wet locations. Light engines are IP66 rated; luminaire is IP65 rated. Rated for -40°C minimum ambient. U.S. Patent No. D670,857 S. International patent pending.

DesignLights Consortium® (DLC) Premium qualified product and DLC qualified product. Not all versions of this product may be DLC Premium qualified or DLC qualified. Please check the DLC Qualified Products List at www.designlights.org/QPL to confirm which versions are qualified.

International Dark-Sky Association (IDA) Fixture Seal of Approval (FSA) is available for all products on this page utilizing 3000K color temperature only.

BUY AMERICAN

Product with the BAA option is assembled in the USA and meets the Buy America(n) government procurement requirements under FAR, DFARS and DOT. Please refer to www.acuitybrands.com/buy-american for additional information.

WARRANTY

5-year limited warranty. Complete warranty terms located at: www.acuitybrands.com/support/warranty/terms-and-conditions

Note: Actual performance may differ as a result of end-user environment and application. All values are design or typical values, measured under laboratory conditions at 25 °C. Specifications subject to change without notice.

