



Financial Services
215 N. Mason
2nd Floor
PO Box 580
Fort Collins, CO 80522
970.221.6788
www.fcgov.com/finance/

Memorandum

DATE: August 31, 2022

TO: Travis Storin, Chief Financial Officer ^{DS}

THRU: Blaine Dunn, Accounting Director ^{BD}

CC: Lawrence Pollack, Budget Director

FROM: Joanne (Jo) Cech, Fiscal Recovery Manager ^{DocuSigned by: Joanne Cech 4BF49365E190422...}
Sarah Meline, Recovery Policy & Engagement Specialist ^{DocuSigned by: Sarah Meline 4133151B53D2495...}

RE: **Summary of 2023-2024 Budget Offers Tied to Recovery Plan**

The purpose of this memorandum is to provide a summary of recovery-related offers within the 2023-2024 City Manager's Recommended Budget.

Staff reviewed all offers included in the 2023-2024 City Manager's Recommended Budget and identified recommended offers that tie to themes and outcomes within the adopted Resilient Recovery Plan. Each Recovery Plan theme (Health, Equity and Community Resilience, Economic Recovery and Environmental Resilience) is supported by different offer types in the recommended budget.

The following attachment includes a summary of recovery-related offers included in the recommended budget, including offers funded by the City's remaining American Rescue Plan Act (ARPA) funds.

Attachments:

1. Summary of Recovery-Related Offers in 2023-2024 Budget

Recovery-Related Views of 2023-2024 Budget Offers

- Each Recovery Plan Theme (Health, Equity and Community Resilience, Economic Recovery and Environmental Resilience) is supported by different offer types in the recommended budget:
 - ARPA-funded offers
 - Non-ARPA-funded Enhancement offers
 - Non-ARPA-funded Ongoing offers
- ARPA-funded offers total **\$15.8M** in the 2023-2024 City Manager's Recommended Budget
 - \$13.3M ARPA-funded projects
 - \$2.5M Local Match for State Funds
- The Environmental Resilience theme includes 23-24 Budget offers in two non-ARPA-funded categories
 - This theme is well-supported with existing and new program offers
 - Significant funding outside of ARPA supports this Recovery theme
- ARPA funding contributes additional spend in the community across the other Recovery themes
 - Including in the areas of air quality, transportation and housing
- The \$15.8M in the Recommended Budget combined with the previous \$12.3M allocated to recovery projects exhausts the \$28.1M of ARPA SLFRF funds that have been allocated to the City.

Summary of Recovery-Related Offers in 2023-2024 Budget

2023-2024 Budget Offers Related to the Resilient Recovery Plan			
(Does not include ARPA-funded Offers)			
	2023 \$ AMT	2024 \$ AMT	TOTAL
Health	\$5,357,470	\$5,359,909	\$10,717,379
Equity & Community Resilience	\$6,614,849	\$7,760,944	\$14,375,793
Economic Recovery	\$3,038,099	\$3,341,708	\$6,379,807
Environmental Resilience	\$16,652,861	\$14,858,927	\$31,511,788
TOTAL	\$31,663,279	\$31,321,488	\$62,984,767

ARPA-Funded Offers by Recovery Theme			
	2023 \$ AMT	2024 \$ AMT	TOTAL
Health	\$691,181	\$559,242	\$1,250,423
Equity & Community Resilience	\$2,474,284	\$1,494,535	\$3,968,819
Economic Recovery	\$5,048,404	\$2,805,076	\$7,853,480
Environmental Resilience	\$227,278	\$0	\$227,278
State Match	\$2,500,000	\$0	\$2,500,000
TOTAL	\$10,941,147	\$4,858,853	\$15,800,000

Health

2023-2024 Budget Offers Related to the Resilient Recovery Theme of Health

Ongoing

STRAT. OUTCOME	BFO OFFER NO.	OFFER TITLE	2023 \$ AMT	2024 \$ AMT	OFFER TYPE
TM	27.2	Safe Routes to School	\$227,725	\$235,720	Ongoing
TM	51.3	Dial-A-Ride	\$2,042,455	\$2,048,220	Ongoing
NLSH	11.5	Income-Qualified and Reduced-Fee Departmental Bundle	\$396,815	\$412,355	Ongoing
TM	27.1	FC Moves Mobility Management	\$589,788	\$612,766	Ongoing
TM	27.3	Active Modes	\$466,742	\$485,693	Ongoing
CR	43.7	Adaptive Recreation Opportunities (ARO)	\$334,800	\$349,523	Ongoing
TOTAL			\$4,058,325	\$4,144,277	
			\$8,202,602		

Enhancement

STRAT. OUTCOME	BFO OFFER NO.	OFFER TITLE	2023 \$ AMT	2024 \$ AMT	OFFER TYPE
NLSH	31.7	Human Services Program Grant Funding	\$250,000	\$250,000	Continuing Enhancement
CR	50.12	Gardens on Spring Creek Expanded Programs	\$99,145	\$165,632	Enhancement
TOTAL			\$349,145	\$415,632	
			\$764,777		

Capital Project

STRAT. OUTCOME	BFO OFFER NO.	OFFER TITLE	2023 \$ AMT	2024 \$ AMT	OFFER TYPE
TM	27.5	CCIP - Bicycle Infrastructure	\$500,000	\$800,000	Capital Project
TM	25.19	Siphon Bicycle / Pedestrian Overpass	\$450,000	\$0	Capital Project
TOTAL			\$950,000	\$800,000	
			\$1,750,000		

Equity & Community Resilience

2023-2024 Budget Offers Related to the Resilient Recovery Theme of Equity & Resilience

Ongoing

STRAT. OUTCOME	BFO OFFER NO.	OFFER TITLE	2023 \$ AMT	2024 \$ AMT	OFFER TYPE
NLSH	24.2	Neighborhood Services	\$693,592	\$724,246	Ongoing
CR	50.6	Fort Fund	\$570,000	\$600,000	Ongoing
HPG	28.4	DEI Office - Professional Services	\$25,879	\$26,275	Ongoing
HPG	28.5	DEI Office (positions)	\$464,390	\$483,669	Ongoing
NLSH	31.1	Social Sustainability Leadership / Housing & Homelessness / Community Support	\$773,268	\$803,791	Ongoing
NLSH	31.2	Social Sustainability Leadership and Funding for Human Services & Affordable Housing	\$1,333,720	\$1,369,791	Ongoing
TOTAL			\$3,860,849	\$4,007,772	
			\$7,868,621		

Enhancement

STRAT. OUTCOME	BFO OFFER NO.	OFFER TITLE	2023 \$ AMT	2024 \$ AMT	OFFER TYPE
HPG	20.8	Expanded Community Outreach and Engagement	\$30,000	\$30,000	Continuing Enhancement
NLSH	31.4	CCIP - Affordable Housing Capital Fund	\$500,000	\$500,000	Continuing Enhancement
NLSH	31.3	Homelessness Initiatives / Programs Ongoing City Support	\$398,000	\$398,000	Continuing Enhancement
NLSH	31.11	Homelessness Initiatives and Programs Increase	\$201,000	\$201,000	Continuing Enhancement
HPG	28.10	DEI Office - Professional Services Increase	\$25,000	\$25,000	Enhancement
NLSH	31.15	1.0 FTE - Senior Specialist for Housing, Homelessness and Social Health	\$0	\$99,172	Enhancement
TOTAL			\$1,154,000	\$1,253,172	
			\$2,407,172		

Capital Project

STRAT. OUTCOME	BFO OFFER NO.	OFFER TITLE	2023 \$ AMT	2024 \$ AMT	OFFER TYPE
TM	51.34	CCIP - ADA Bus Stop Improvements	\$100,000	\$100,000	Capital Project
TM	25.5	CCIP – Pedestrian Sidewalk – ADA	\$1,500,000	\$2,400,000	Capital Project
TOTAL			\$1,600,000	\$2,500,000	
			\$4,100,000		

Economic Recovery

2023-2024 Budget Offers Related to the Resilient Recovery Theme of Economic Recovery

Ongoing

STRAT. OUTCOME	BFO OFFER NO.	OFFER TITLE	2023 \$ AMT	2024 \$ AMT	OFFER TYPE
CR	50.9	Carnegie Center for Creativity	\$57,439	\$62,125	Ongoing
ECON	19.1	Risk Management - Cybersecurity	\$460,639	\$518,609	Ongoing
NLSH	11.2	Digital Access & Equity Program	\$750,000	\$800,000	Ongoing
ECON	33.3	Business & Workforce Support	\$356,149	\$368,782	Ongoing
ECON	33.4	Economic Health Leadership	\$404,062	\$419,793	Ongoing
ECON	34.1	Urban Renewal Authority	\$665,216	\$682,345	Ongoing
TOTAL			\$2,693,505	\$2,851,654	
			\$5,545,159		

Enhancement

STRAT. OUTCOME	BFO OFFER NO.	OFFER TITLE	2023 \$ AMT	2024 \$ AMT	OFFER TYPE
ECON	33.11	1.0 FTE Economic Lead Specialist Capital Project Business Liaison and Program	\$282,306	\$311,627	Enhancement
TM	51.31	Transit Workforce Future Proofing	\$62,288	\$178,427	Enhancement
TOTAL			\$344,594	\$490,054	
			\$834,648		

Redeploy

STRAT. OUTCOME	BFO OFFER NO.	OFFER TITLE	2023 \$ AMT	2024 \$ AMT	OFFER TYPE
NLSH	11.6	REDEPLOY: Consulting Services for 1.0 FTE - Digital Access & Equity Program Coordinator	\$0	\$0	Redeploy
TOTAL			\$0	\$0	

Environmental Resilience

2023-2024 Budget Offers Related to the Resilient Recovery Theme of Environmental Resilience

Ongoing

STRAT. OUTCOME	BFO OFFER NO.	OFFER TITLE	2023 \$ AMT	2024 \$ AMT	OFFER TYPE
ENV	1.4	Utilities Light & Power: Renewable Customer Programs	\$1,181,000	\$1,291,000	Ongoing
ENV	1.5	Utilities Light & Power: Epic Loans Capital Accounting	\$3,040,000	\$3,980,000	Ongoing
NLSH	59.1	Urban Forest Management	\$2,151,618	\$2,240,363	Ongoing
ENV	44.1	Natural Areas - Land Conservation	\$4,933,709	\$4,947,171	Ongoing
ENV	48.1	Nature in the City	\$110,417	\$114,527	Ongoing
TOTAL			\$11,416,744	\$12,573,061	
			\$23,989,805		

Enhancement

STRAT. OUTCOME	BFO OFFER NO.	OFFER TITLE	2023 \$ AMT	2024 \$ AMT	OFFER TYPE
ENV	32.11	Air Quality Monitoring Fund	\$100,000	\$100,000	Enhancement
ENV	32.16	Seed Funding for a Partner-Led Sustainable Business Program	\$144,000	\$144,000	Enhancement
ENV	32.17	Increasing Community Leadership for Our Climate Future	\$60,000	\$60,000	Enhancement
ENV	32.15	Municipal Innovation Funds	\$125,000	\$125,000	Enhancement
ENV	48.2	Nature in the City - CCIP	\$300,000	\$400,000	Enhancement
TM	27.13	Shift Your Ride Travel Options Program	\$200,000	\$200,000	Continuing Enhancement
ENV	32.12	Innovate Fort Collins Challenge	\$300,000	\$0	1-Time Enhancement
ENV	81.1	Lincoln Center Converting Stage Lighting to LED	\$454,555	\$0	1-Time Enhancement
ENV	1.42	Utilities: Water Efficiency Plan Update	\$100,000	\$150,000	1-Time Enhancement
TOTAL			\$1,783,555	\$1,179,000	
			\$2,962,555		

Environmental Resilience continued

Asset Management

STRAT. OUTCOME	BFO OFFER NO.	OFFER TITLE	2023 \$ AMT	2024 \$ AMT	OFFER TYPE
ECON	2.7	Light & Power - Attrition-Based LED Streetlight Conversion Program	\$1,106,866	\$1,106,866	Asset Management - Ongoing
TOTAL			\$1,106,866	\$1,106,866	
			\$2,213,732		

Capital Project

STRAT. OUTCOME	BFO OFFER NO.	OFFER TITLE	2023 \$ AMT	2024 \$ AMT	OFFER TYPE
ECON	2.18	Utilities: Light & Power - Disaster Recovery Site Improvements - Phase 2	\$256,500	\$0	Capital Project
ENV	1.45	Environmental Learning Center Flow Restoration Project	\$2,089,196	\$0	Capital Project
TOTAL			\$2,345,696	\$0	
			\$2,345,696		

ARPA-Funded Offers

2023-2024 Budget Offers Funded by City ARPA Funds

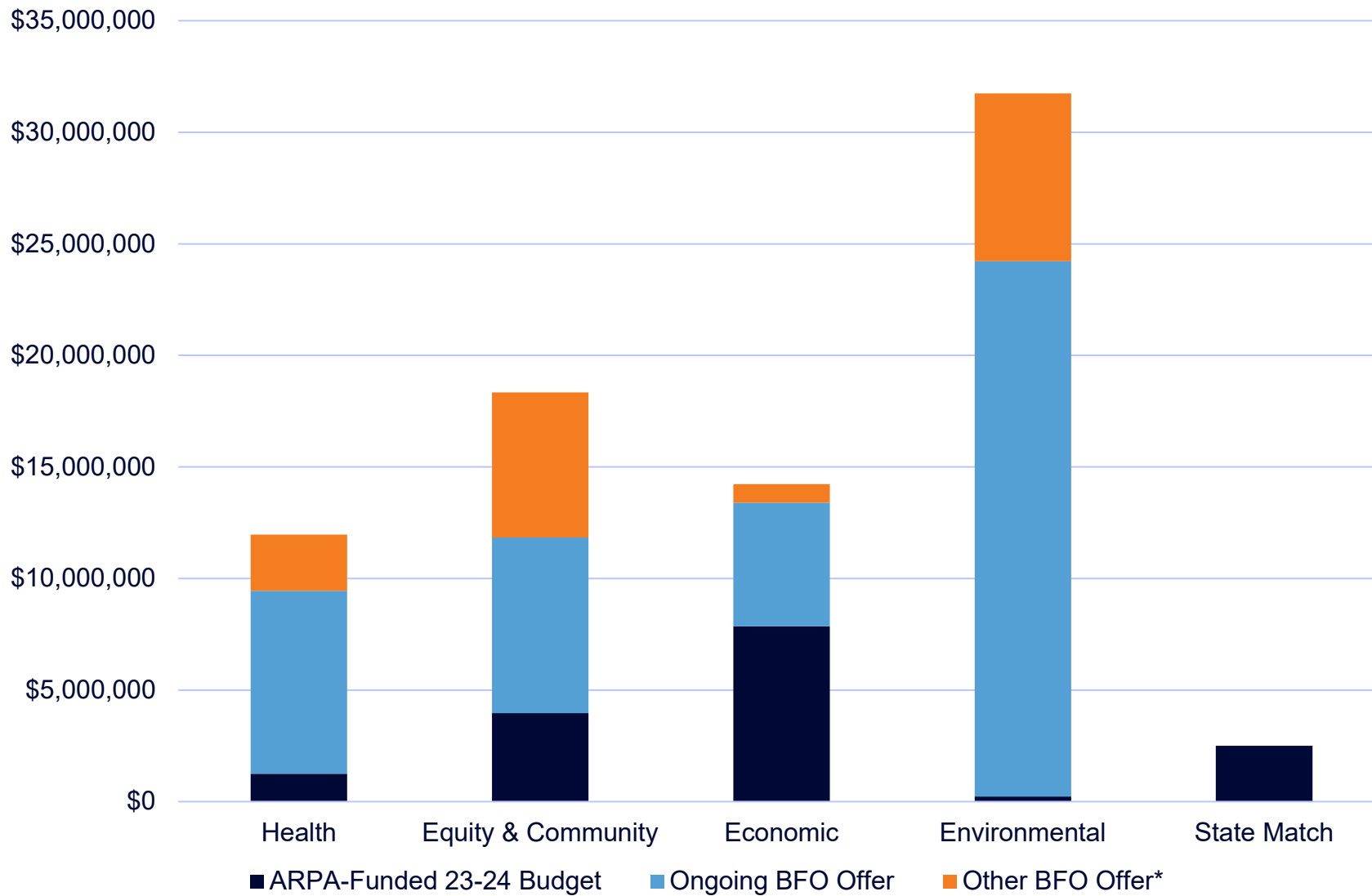
RECOVERY THEME	STRAT. OUTCOME	BFO OFFER NO.	OFFER TITLE	2023 \$ AMT	2024 \$ AMT	OFFER TYPE
Health	NLSH	31.13	ARPA - 1.0 FTE - Contractual Social Sustainability Recovery Specialist	\$73,681	\$74,242	1-Time Enhancement
Health	NLSH	24.11	ARPA Backflow Preventer Funding for Mobile Home Parks	\$132,500	\$0	1-Time Enhancement
Health	CR	50.8	ARPA Cultural Services Access Fund for Low-Income Residents	\$150,000	\$150,000	1-Time Enhancement
Health	CR	43.17	ARPA Increased Funding for the Reduced Fee Scholarship Program	\$100,000	\$100,000	1-Time Enhancement
Health	NLSH	72.1	ARPA Equity Grant Fund	\$200,000	\$200,000	1-Time Enhancement
Health	ENV	83.1	Parks Lawn and Garden Equipment Replacement	\$35,000	\$35,000	1-Time Enhancement
E&C	CR	50.7	ARPA 1.0 FTE Contractual - Cultural Services Community Programs Manager with Program Support	\$139,284	\$159,535	1-Time Enhancement
E&C	NLSH	24.7	ARPA Eviction Legal Fund	\$200,000	\$200,000	1-Time Enhancement
E&C	NLSH	31.20	ARPA - Affordable Housing Land Bank Expansion	\$1,000,000	\$0	1-Time Enhancement
E&C	NLSH	31.12	ARPA - Homelessness Initiatives - Recovery & Stabilization	\$536,000	\$536,000	1-Time Enhancement
E&C	NLSH	31.3	Homelessness Initiatives / Programs Ongoing City Support	\$398,000	\$398,000	Continuing Enhancement
E&C	NLSH	31.11	Homelessness Initiatives & Program Increase	\$201,000	\$201,000	Continuing Enhancement
Economic	ECON	33.7	ARPA 4.0 FTE - Multicultural Business and Entrepreneurship Center and Portal...	\$443,523	\$492,483	1-Time Enhancement
Economic	NLSH	23.10	ARPA Technical Assistance for Small Business + 1 FTE Contractual City Planner	\$111,155	\$132,098	1-Time Enhancement
Economic	SAFE	19.4	ARPA - Risk Management	\$300,000	\$0	1-Time Enhancement
Economic	HPG	17.10	ARPA - Future of Work	\$450,000	\$450,000	1-Time Enhancement
Economic	HPG	10.9	ARPA 1.0 FTE Contractual - Senior Buyer	\$73,655	\$98,769	1-Time Enhancement
Economic	HPG	22.11	ARPA - HR Core 3.0 FTE Contractual...	\$250,614	\$320,475	1-Time Enhancement

ARPA-Funded Offers continued

RECOVERY THEME	STRAT. OUTCOME	BFO OFFER NO.	OFFER TITLE	2023 \$ AMT	2024 \$ AMT	OFFER TYPE
Economic	CR	43.23	ARPA Childcare Space Modifications at Northside Aztlan Community Center	\$421,932	\$0	1-Time Enhancement
Economic	ECON	45.2	ARPA - 1.0 Contractual FTE & Childcare System Support	\$477,525	\$498,598	1-Time Enhancement
Economic	SAFE	68.8	Municipal Court Services - Technology	\$225,000	\$0	Enhancement
Economic	NLSH	23.8	Land Use Code Update - Phase 2	\$650,000	\$20,000	Enhancement
Economic	HPG	15.29	Building HVAC Electrification and Efficiency Replacements	\$1,645,000	\$792,653	Asset Management - Enhanced
Environmental	ENV	81.1	Lincoln Center Converting Stage Lighting to LED	\$227,278	\$0	1-Time Enhancement
N/A	HPG	10.10	ARPA 3.0 FTE Contractual Recovery Positions (Paid by 2022 ARPA funds)	\$0	\$0	1-Time Enhancement
N/A	HPG	10.11	ARPA Local Match for State Funds	\$2,500,000	\$0	1-Time Enhancement
TOTAL				\$10,941,147	\$4,858,853	

Total: \$15,800,000

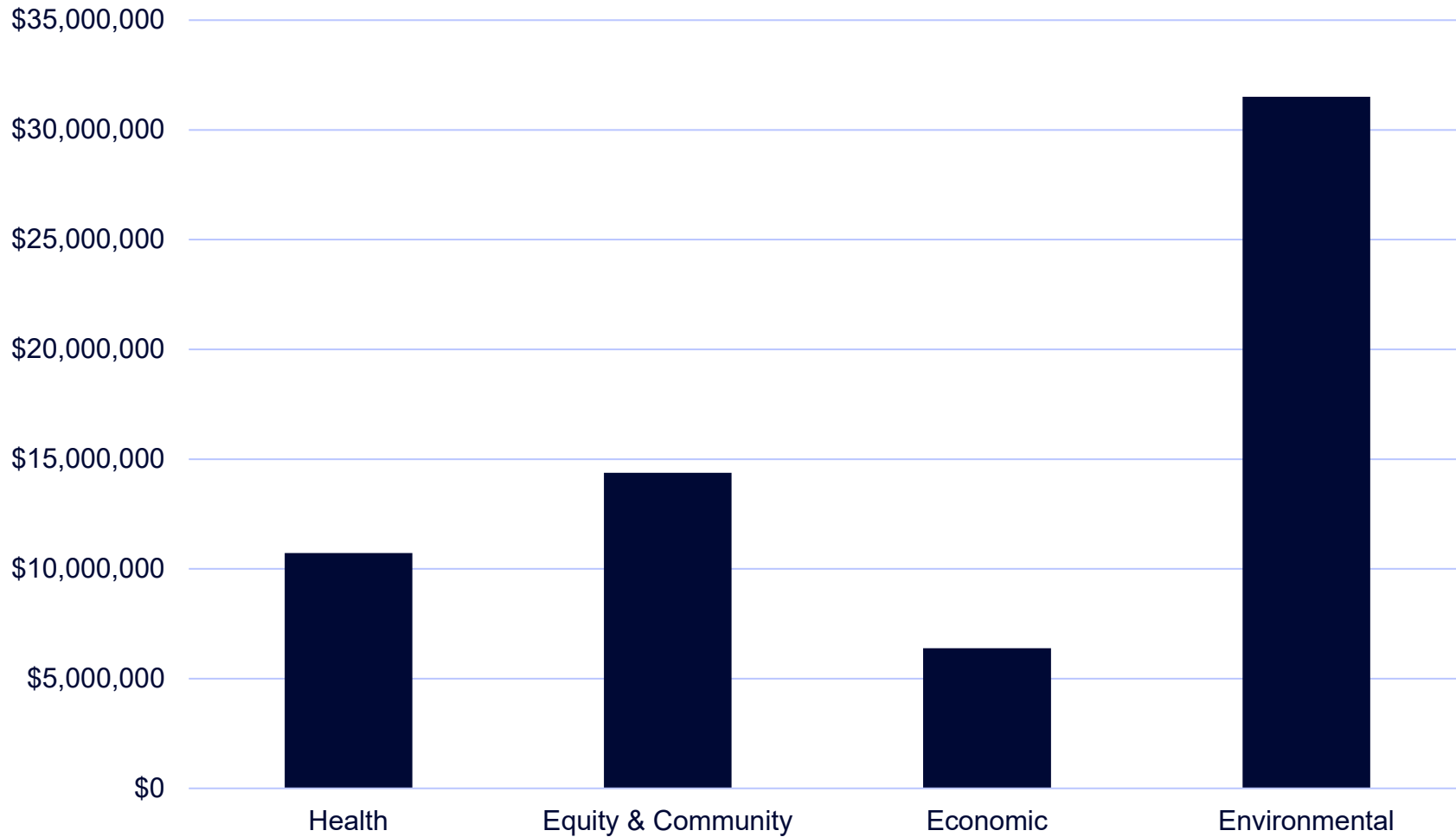
Recovery Work Across Themes – 2023-2024 Budget



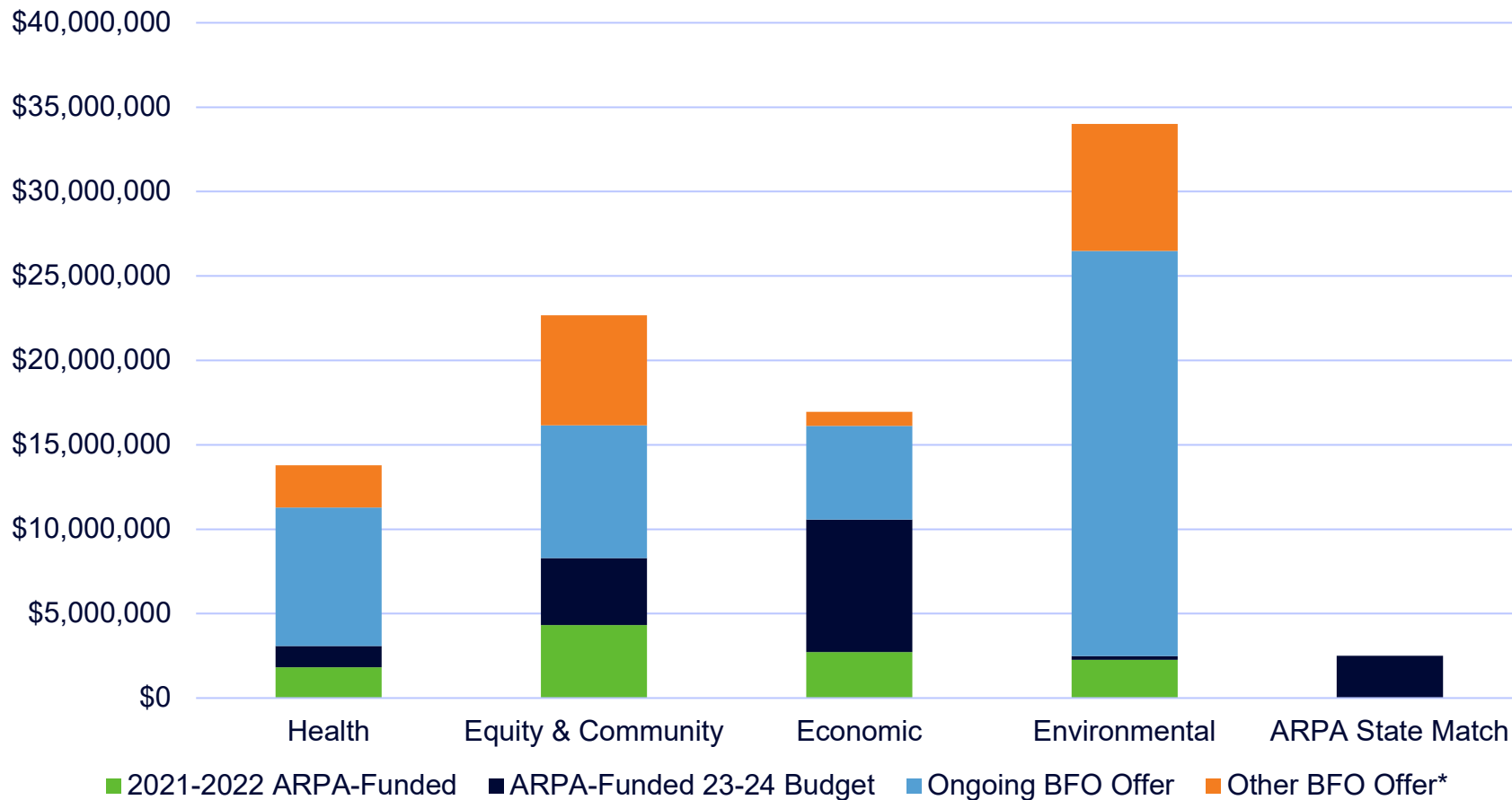
*Other BFO Offer: Includes enhancements, continuing enhancements, 1-time enhancement, capital projects, redeployments and asset management type offers.

2023-2024 Budget Offers Related to Resilient Recovery Plan

(Does not include ARPA-funded Offers)



ARPA Funding to Date Across Recovery-Related Themes



*Other BFO Offer: Includes enhancements, continuing enhancements, 1-time enhancement, capital projects, redeploys and asset management type offers.

Additional ARPA funds were received by the City in addition to the \$28.2M. A summary of this funding can be found on the next page.

Summary of ARPA Funding Received by the City

- **State and Local Fiscal Recovery Fund (SLFRF)** - Received directly from US Treasury
- **Federal Transportation Agency (FTA)** - Public transportation to prevent layoffs and severe cuts to transit services
- **Community Development Block Grant (CDBG – HOME)** - Provide supportive services and safe socially distant housing solutions
- **Shuttered Venue Operators Grants** – Small Business Administration Office of Disaster Assistance program to aid hard-hit venues
- **Environmental Protection Act (EPA)** - Air quality monitoring and pollution cleanup
- **Institute of Museum and Libraries** – Expanded education and wellness programs
- **TOTAL ARPA FUNDING TO DATE:**
\$40.75M

