



# Utilities: 2024 Rates



City Council

Randy Reuscher, Lead Analyst, Utility Rates

Lance Smith, Utilities Finance Director

10-17-2023



Ongoing  
Monthly  
Rates

The diagram features a central orange circle labeled 'Ongoing Monthly Rates'. Three orange lines radiate from this circle to three smaller orange circles, each containing an icon. The top icon is a hand plugging a cord into a wall outlet. The middle icon shows a construction site with a crane and a building. The bottom icon is a large dollar sign. To the right of each icon circle is a corresponding text block.

Recover costs to operate the distribution system in order to provide service

Recoup expenses for ongoing maintenance & renewal of the distribution system

Collect for any associated wholesale costs







'One-Time'  
Fees &  
Charges

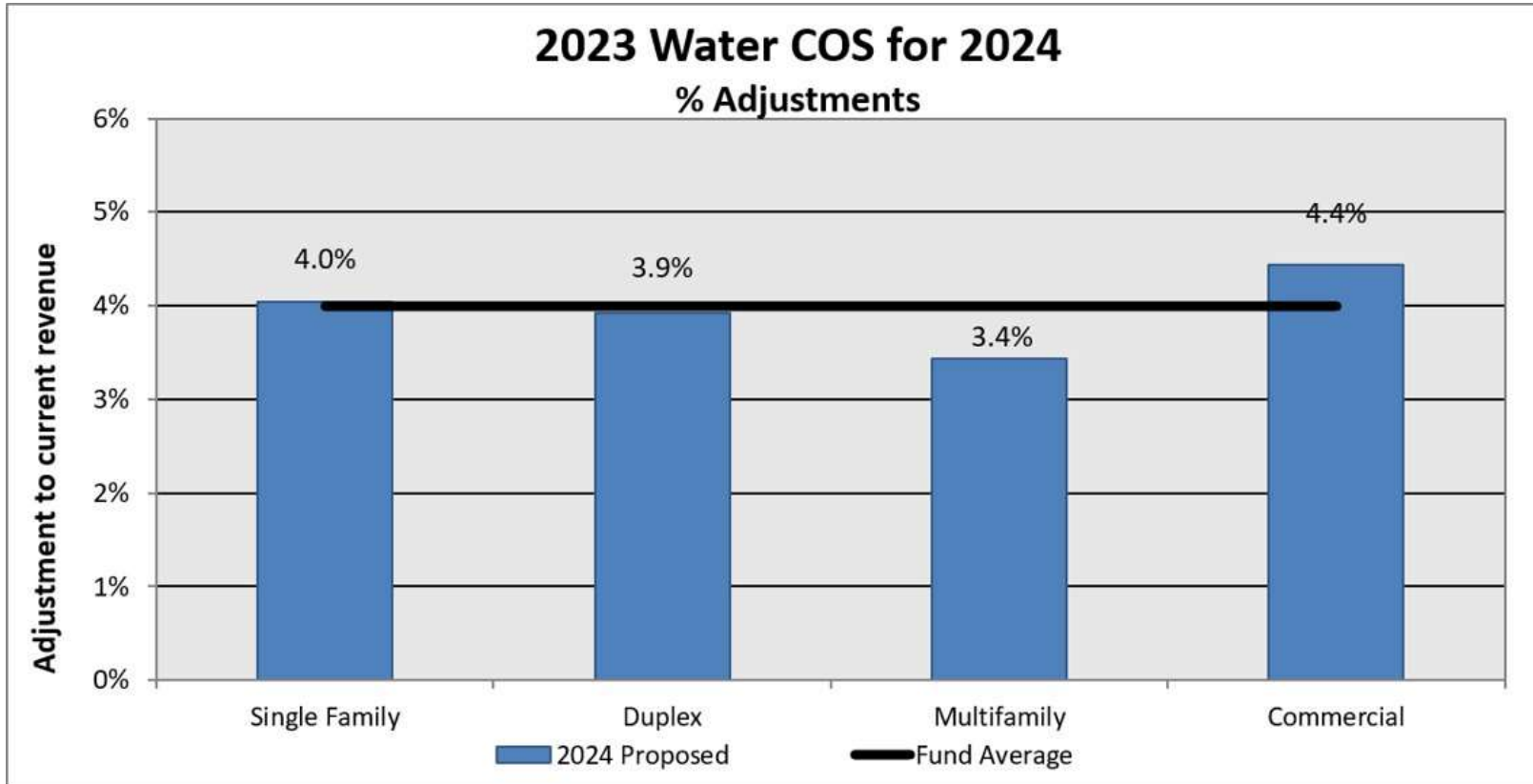
The diagram features a central dark blue circle labeled ''One-Time' Fees & Charges'. Three grey lines radiate from this circle to three smaller white circles with blue borders, each containing a blue icon. The top icon is a power transmission tower. The middle icon is a factory with a crane. The bottom icon is a truck. To the right of each icon circle is a corresponding text block.

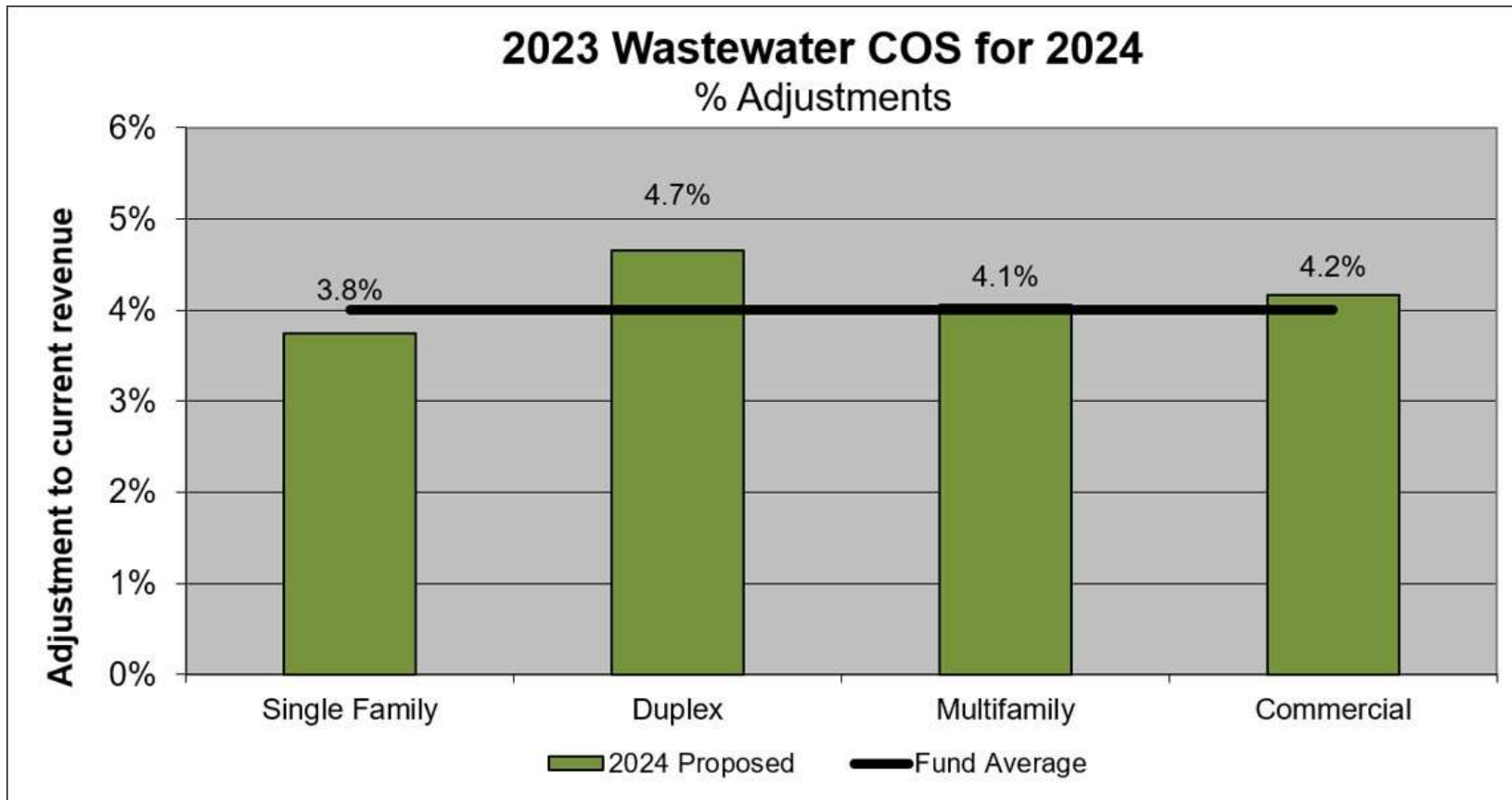
Recover capacity costs to buy-in to the existing system

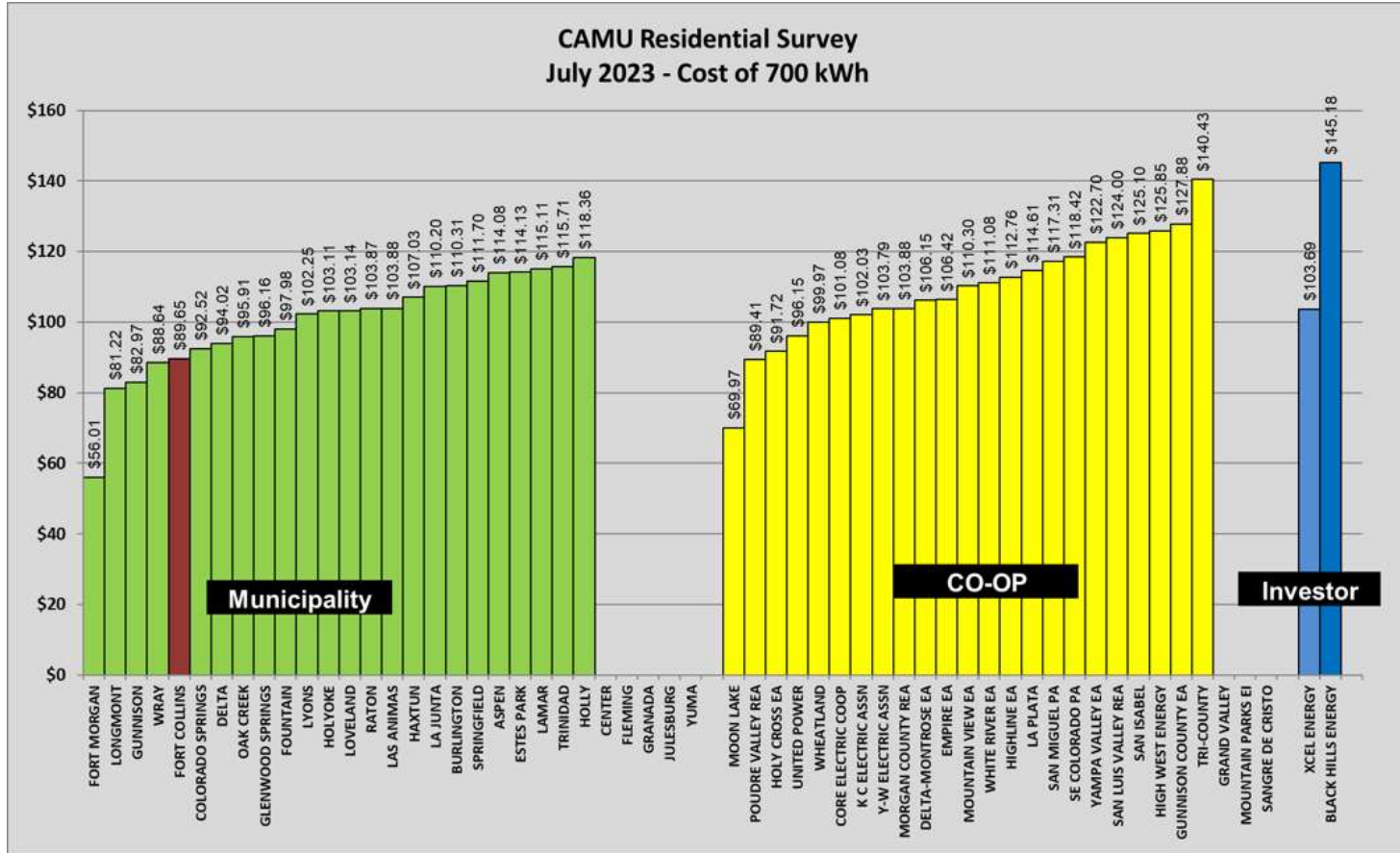
Collect for site-specific costs

Provide funding for future growth-related capital investments

UTILITY	2024 PROPOSED INCREASE
 <p>ELECTRIC</p>	5%
 <p>WATER</p>	4%
 <p>WASTEWATER</p>	4%
 <p>STORMWATER</p>	3%







Fort Collins Utilities Comparative Residential Monthly Bill					
Utility	2023	2024	\$ Change	% Change	
Electric	\$ 84.20	\$ 88.41	\$ 4.21	5.0%	
Water	\$ 51.00	\$ 53.04	\$ 2.04	4.0%	
Wastewater	\$ 35.61	\$ 37.04	\$ 1.42	4.0%	
Stormwater	\$ 22.42	\$ 23.09	\$ 0.67	3.0%	
<b>Total Average Bill</b>	<b>\$ 193.22</b>	<b>\$ 201.57</b>	<b>\$ 8.35</b>	<b>4.3%</b>	

## 2024 Residential Average Monthly Utility Bill

Utility	Electric	Water	Wastewater	Stormwater	Total
	2024	2024	2024	2024	2024
Ft Collins	\$ 88.41	\$ 53.04	\$ 37.04	\$ 23.09	\$ 201.57
Longmont	\$ 82.56	\$ 69.33	\$ 41.33	\$ 18.85	\$ 212.07
Loveland	\$ 89.76	\$ 61.16	\$ 43.04	\$ 24.88	\$ 218.84
Greeley	\$ 100.63	\$ 73.90	\$ 36.99	\$ 18.61	\$ 230.13
Colorado Springs	\$ 99.92	\$ 96.95	\$ 30.53	N/A	\$ 227.40
Boulder	\$ 100.63	\$ 66.72	\$ 48.43	\$ 27.10	\$ 242.89



## Emergency Assistance



- Neighbor to Neighbor
  - Rent and Utility Assistance
- Payment Assistance Fund
  - Electric and water assistance

## Efficiency Upgrades



- Larimer County Conservation Corp (LCCC)
  - Home efficiency upgrades
- Colorado's Affordable Residential Energy Program (CARE)
  - Weatherization and energy efficiency upgrades
- Weatherization Assistance program (WAP)
  - Weatherization and energy efficiency upgrades for electric customers

## Seasonal & Monthly Assistance



- Income-Qualified Assistance Program (IQAP)
  - Reduced electric, water and/or wastewater rate
  - **Proposing alternate entry for customers with a housing voucher and households with members that are not documented U.S. citizens**
- Medical Assistance Program (MAP)
  - Reduced electric rate due to medically necessary device

## Emergency Assistance



- Neighbor to Neighbor
  - Overall Benefit: \$176,911
  - Number of Customers: 726
  - Average benefit per month: \$244
- Payment Assistance Fund
  - Overall Benefit: \$161,600
  - Number of Customers: 574
  - Average benefit per month: \$282

## Efficiency Upgrades



- Larimer County Conservation Corp (LCCC) \*2021
  - Overall Benefit: \$118,025
  - Number of Customers: 233
  - Average benefit per month: \$507
- Colorado's Affordable Residential Energy Program (CARE) \*2021
  - Overall Benefit: \$8,912
  - Number of Customers: 3
  - Average benefit per month: \$2,971

## Seasonal & Monthly Assistance



- Income-Qualified Assistance Program (IQAP)
  - Overall Benefit: \$333,987
  - Number of Customers: 1,552
  - Average benefit per month: \$13
- Medical Assistance Program (MAP)
  - Overall Benefit: \$29,546
  - Number of Customers: 169
  - Average benefit per month: \$15

# THANK YOU!

For More Information, Visit

[fcgov.com/utilities](http://fcgov.com/utilities)

