



Utilities: 2023 Rates & Fees



City Council

Lance Smith, Utilities Finance Director

Randy Reuscher, Utilities Lead Rate Analyst

11-1-2022



Ongoing Monthly Rates

The diagram features a central orange circle labeled 'Ongoing Monthly Rates'. Three orange lines radiate from this circle to three smaller orange circles, each containing an icon. The top circle has a plug icon, the middle one has a construction site icon, and the bottom one has a dollar sign icon. To the right of each icon circle is a corresponding text block.

Recover costs to operate the distribution system in order to provide service

Recoup expenses for ongoing maintenance & renewal of the distribution system

Collect for any associated wholesale costs



'One-Time' Fees & Charges

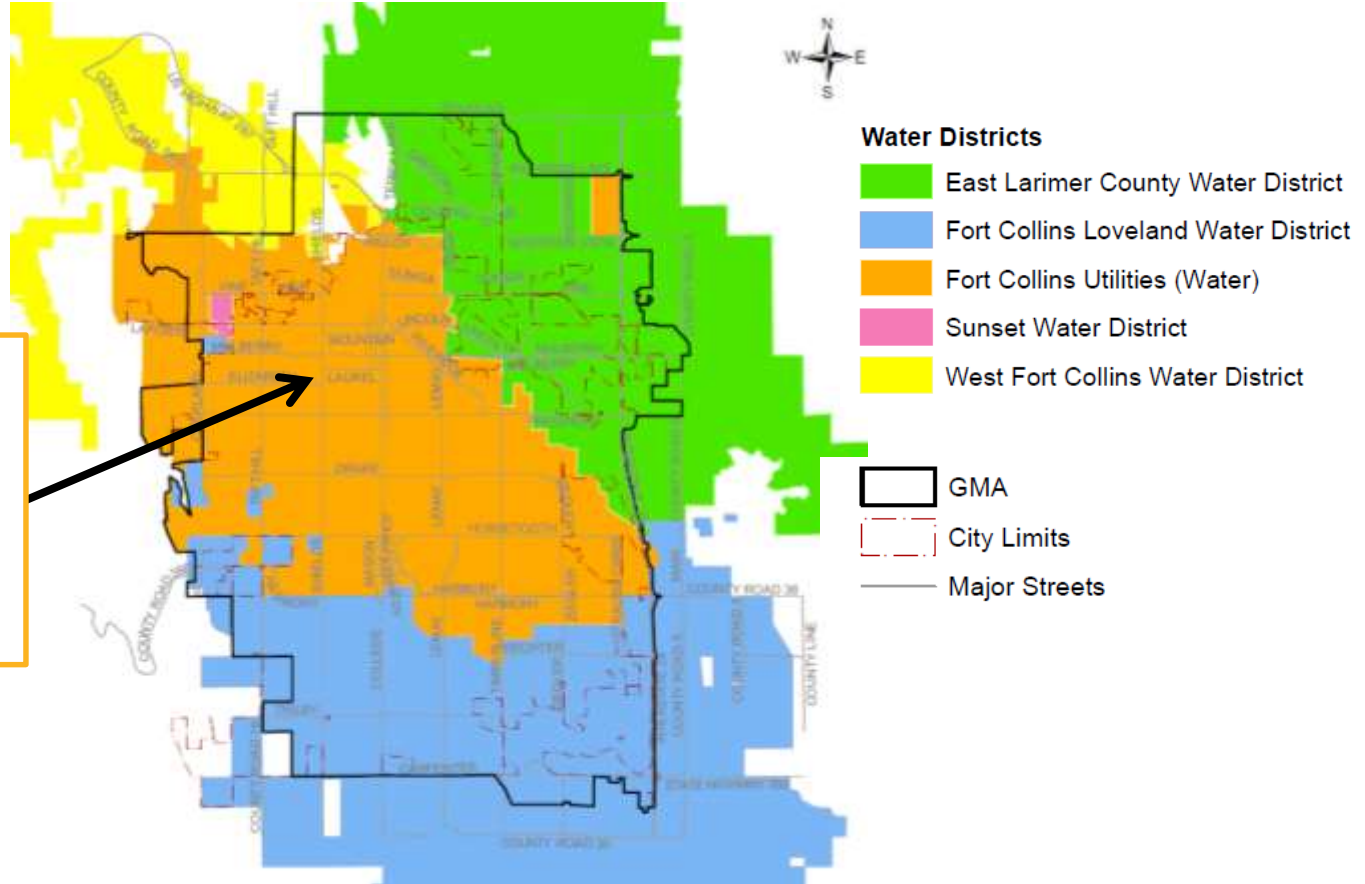
The diagram features a central dark blue circle labeled ''One-Time' Fees & Charges'. Three grey lines radiate from this circle to three smaller white circles with blue borders, each containing a blue icon. The top circle has a power tower icon, the middle one has a factory icon, and the bottom one has a truck icon. To the right of each icon circle is a corresponding text block.

Recover capacity costs to buy-in to the existing system

Collect for site-specific costs





Provide funding for future growth-related capital investments

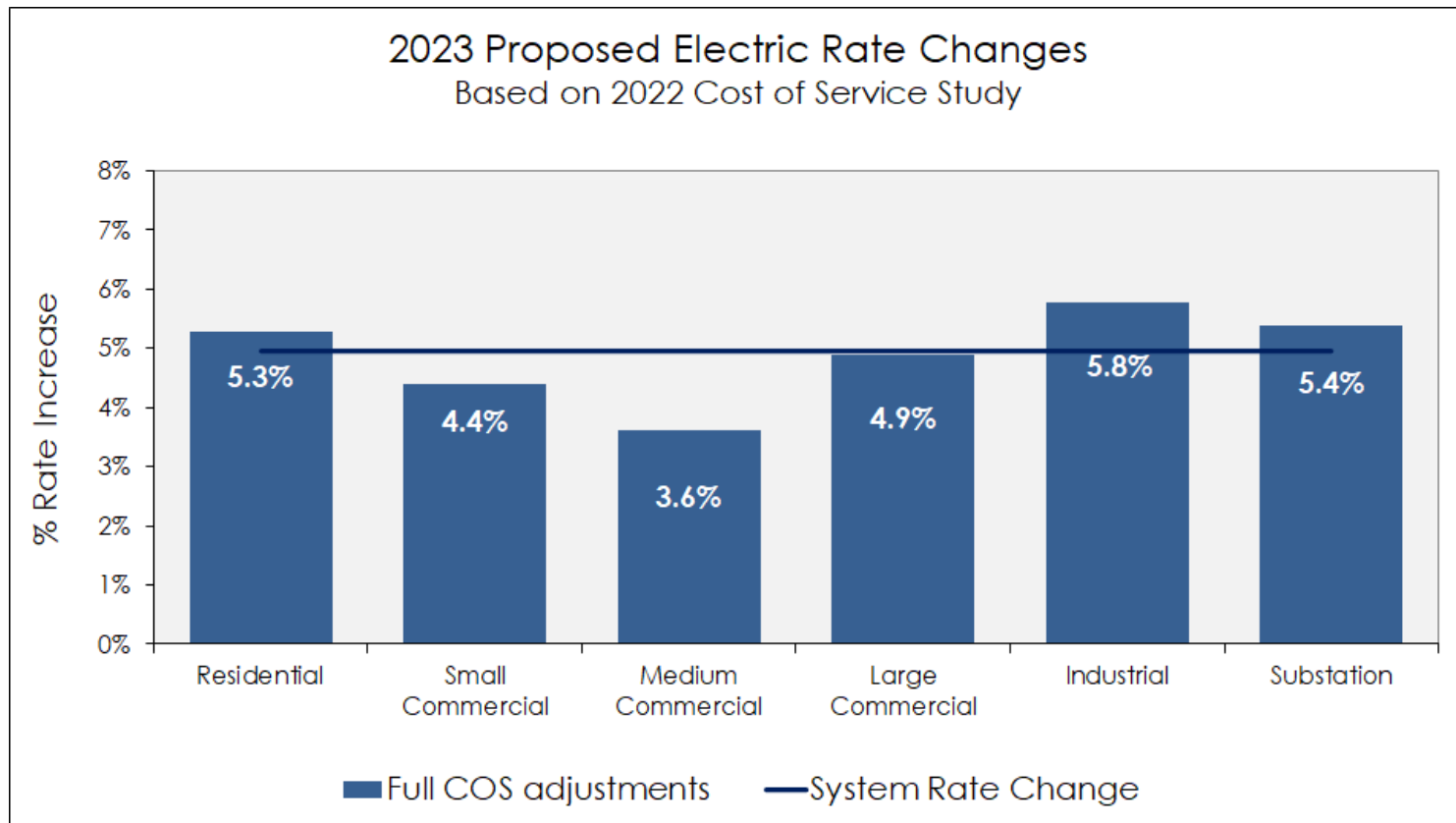
Proposed water-related changes apply **only** to customers within Fort Collins Utilities water service area.





Monthly Utility Rates

UTILITY	2023 PROPOSED INCREASE
 <p>ELECTRIC</p>	5%
 <p>WATER</p>	4%
 <p>WASTEWATER</p>	4%
 <p>STORMWATER</p>	3%



Fort Collins Utilities Comparative Residential Monthly Bill					
Utility	2022	2023	\$ Change	% Change	
Electric	\$ 80.01	\$ 84.01	\$ 4.00	5.0%	
Water	\$ 49.03	\$ 50.99	\$ 1.96	4.0%	
Wastewater	\$ 34.25	\$ 35.62	\$ 1.37	4.0%	
Stormwater	\$ 21.74	\$ 22.40	\$ 0.65	3.0%	
Total Average Bill	\$ 185.04	\$ 193.02	\$ 7.98	4.3%	

2022 Residential Average Monthly Utility Bill					
Utility	Electric	Water	Wastewater	Stormwater	Total
Ft Collins	\$ 80.01	\$ 49.03	\$ 34.25	\$ 21.74	\$ 185.04
Longmont	\$ 73.57	\$ 62.97	\$ 34.10	\$ 14.90	\$ 185.53
Loveland	\$ 82.42	\$ 54.95	\$ 39.61	\$ 18.86	\$ 195.84
Greeley	\$ 90.07	\$ 69.60	\$ 28.49	\$ 15.77	\$ 203.93
Boulder	\$ 90.07	\$ 58.31	\$ 42.70	\$ 22.00	\$ 213.08
Colorado Springs	\$ 109.39	\$ 93.26	\$ 29.85	N/A	\$ 232.51

An aerial photograph of a river flowing through a dense forest of evergreen trees. The river is turbulent, with white water rapids cascading over large, dark grey boulders. The surrounding landscape is rugged, with steep, rocky hillsides visible in the background. The overall scene is lush and natural.

Utility Development Fees

Utility Fee	2023 Proposed Increase
Electric Capacity Fee (ECF)	9%
Water Plant Investment Fee (PIF)	
Wastewater Plant Investment Fee (PIF)	
Stormwater Plant Investment Fee (PIF)	

- Engineering News Record – Construction Cost Index
- Water Supply Requirement (WSR) and Excess Water Use (EWU) will not be adjusted until Q1 or Q2 of 2023
- ECF categories modified to align with building code regarding electric heat



**Income-
Qualified
Assistance
Program**
(Discounted
Rate)



**Medical
Assistance
Program**
(Discounted
Rate)



**Payment
Assistance
Fund**
(One-Time
Assistance)



**LCCC Water
and Energy
Program**
(Basic Retrofits)



**Colorado
Affordable
Residential
Energy**
(Deep Retrofits)



The Low-Income Energy Assistance Program (LEAP) helps with wintertime heating costs for income-qualified households.

LEAP establishes eligibility for Utilities' Income-Qualified Assistance Program (IQAP).

Apply between

Nov. 1 and April 30.



THANK YOU!

For More Information, Visit

fcgov.com/utilities



