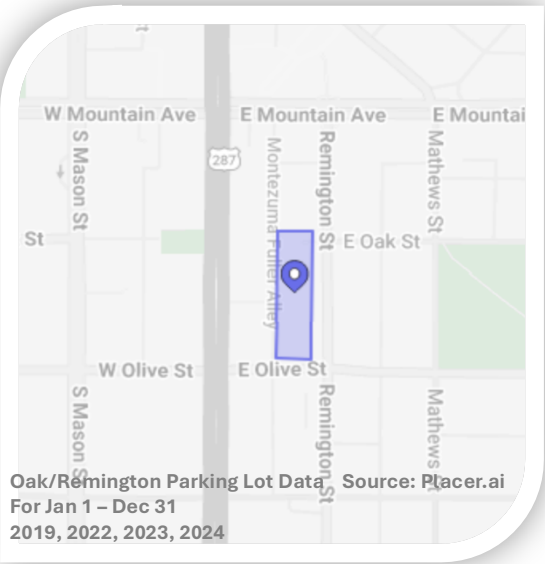


Downtown Fort Collins “Oak/Remington Parking Lot” Data

Placer.ai



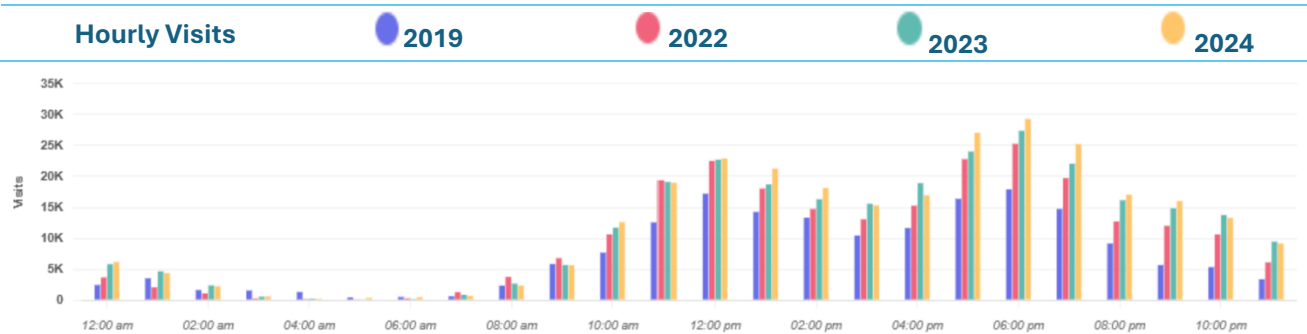
The following data was extracted from Placer.ai and captures the frequency of *Visitors* and *Visits* at the Oak/Remington Parking Lot. The data is for Jan 1 – Dec 31 of the calendar years 2019, 2022, 2023, and 2024. Overall, the data reveals that the parking lot in 2024 experienced increased usage on an hourly, daily, monthly and annual basis over previous years presented in this snap-shop of activity.

“Visitor” definition: Number of unique people that visit the Oak/Remington Parking Lot.

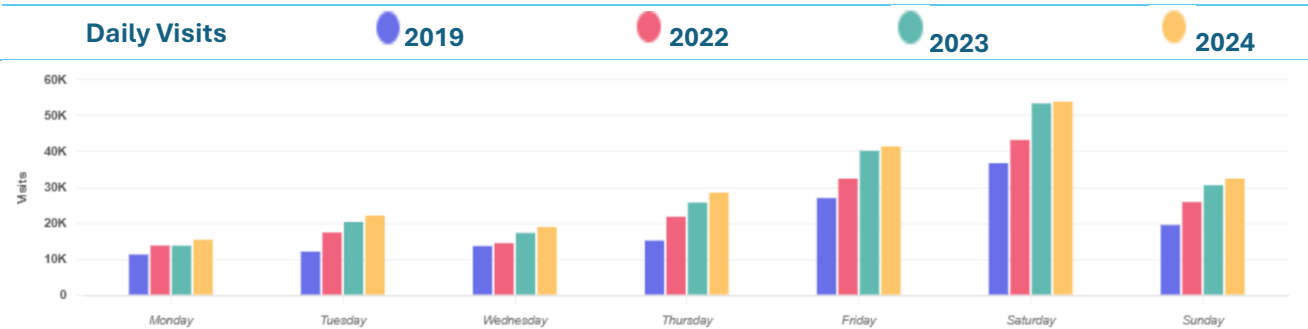
“Visits” definition: Number of visits to the parking lot, which can include people who visit one or more times.

Total Visitation Metrics by Year	2019	2022	2023	2024
Visitors	73.8K	80.6K	95.7K	107K
Visits	135.6K	169.1K	201.4K	212.9K

Hourly Visits: These figures show the number of visits by time of day at the Oak/Remington Parking Lot, including repeat visits by individuals within the same year. Overall, visits in 2022–2024 were significantly higher than in 2019. In 2024, use of the lot during midday (12–2 pm), evening (5–7 pm), and early nighttime (8–9 pm) also exceeded previous years, indicating increased demand. The high utilization of the parking lot from 7 pm to 12 am indicates a shift toward a growing nighttime economy.



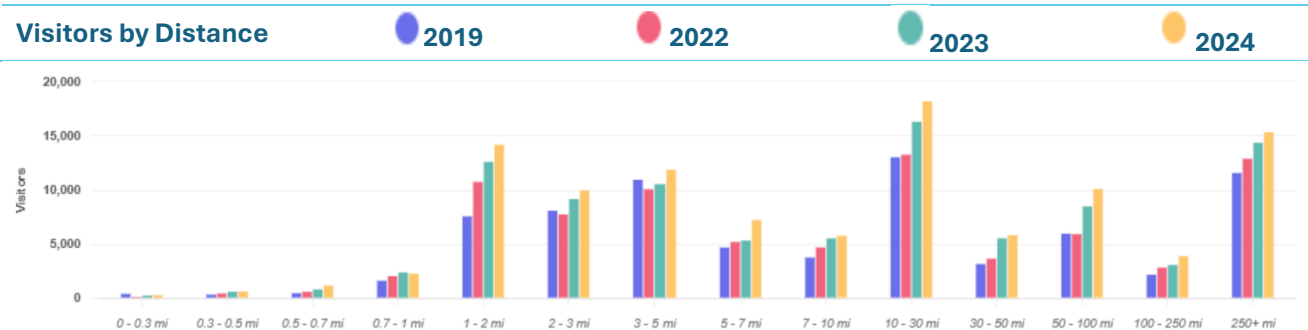
Daily Visits: These figures show the number of visits by day of week at the Oak/Remington Parking Lot and include repeat visits by individuals within the same year. In 2024, daily parking lot visits surpassed both weekday and weekend usage from all previous years.



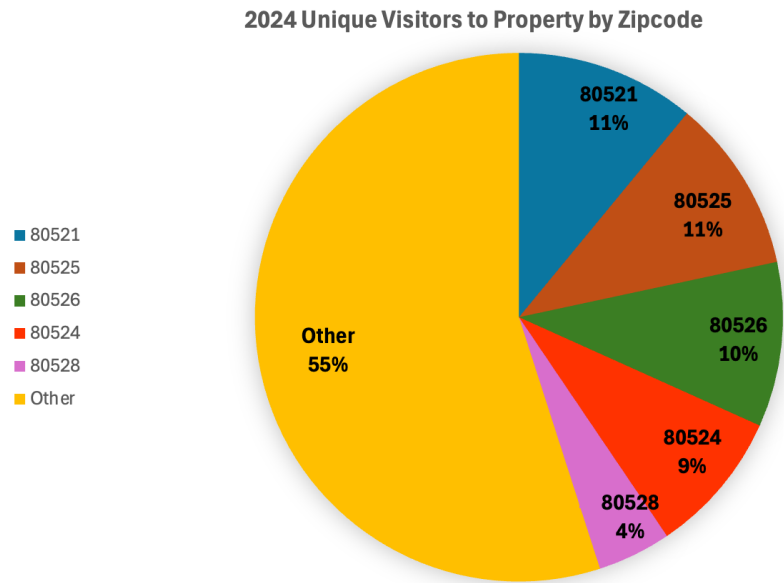
Monthly Visits: These figures show the number of visits by month at the Oak/Remington Parking Lot and include repeat visits by individuals within the same year. In 2024, monthly visits to the lot increased during 10 of the 12 months.



Visitors by Distance: These figures represent the distance in miles that unique Visitors traveled to use the Oak/Remington Lot. In 2024, over 78.1K Visitors, or 73% of all Visitors, traveled a distance of 3 miles or greater to use the lot.



2024 Visitors by Zip Code: These figures represent the Visitors by zip code who used the Oak/Remington Parking Lot. Forty-five percent (45%) of the parking lot users were from Fort Collins zip codes, while 55% were from other zip codes.



Visits by Distance: These figures represent the distance in miles that people traveled on one or more occasions to use the Oak/Remington Lot. In 2024, 133.8K visits to the parking lot, or 63% of all visits, began at a distance of 3 miles or greater.

