

FY2022
1ST QUARTER
FINANCE REPORT
July 2021 – September 2021



CITY OF
FORESTPARK
a city for every season

OVERALL EXPENDITURES

APPROVED BUDGET

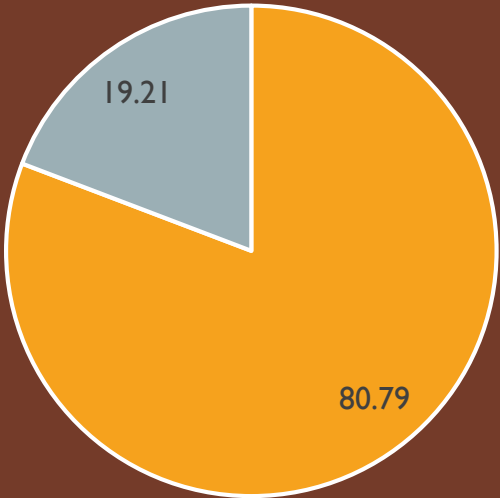
\$34,714,351

YEAR TO DATE EXPENDITURES

\$6,572,801.09

19.21% OF THE TOTAL BUDGET

Expenditures



■ Funds Left ■ Funds Spent ■ ■

OVERALL REVENUES

APPROVED BUDGET

\$34,714,352

YEAR TO DATE REVENUES

\$1,574,799

4.54% OF THE TOTAL BUDGET

4th Quarter

October: \$12,100,000 in
Revenues

Tax Bills: Mailed November 1st

Pilot Payments: \$2,476,528

LEGISLATIVE OFFICE

APPROVED BUDGET

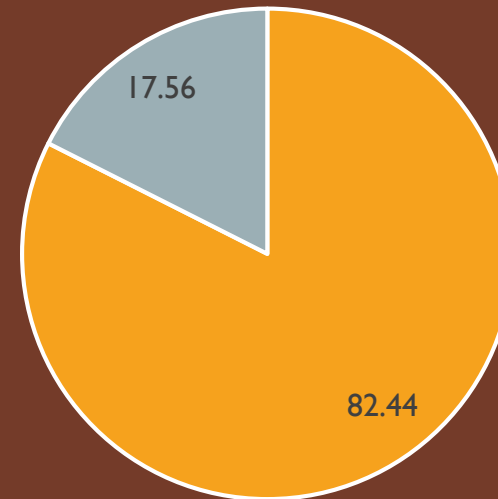
\$834,770

YEAR TO DATE EXPENDITURES

\$144,352.76

17.56% OF THE TOTAL BUDGET

Expenditures



■ Funds Left ■ Funds Spent ■ ■

CHIEF EXECUTIVE OFFICE

APPROVED BUDGET

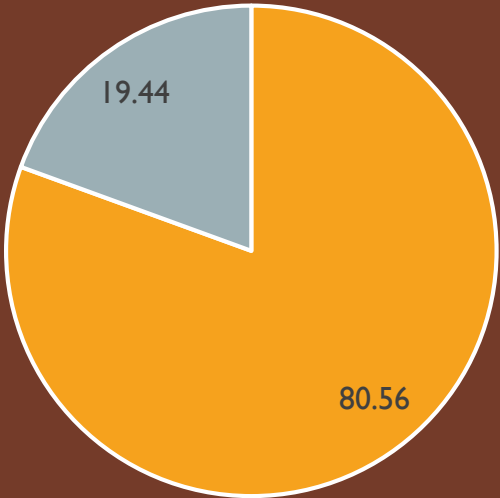
\$1,222,133

YEAR TO DATE EXPENDITURES

\$237,222.95

19.44% OF THE TOTAL BUDGET

Expenditures



■ Funds Left ■ Funds Spent ■ ■

FINANCE OFFICE

APPROVED BUDGET

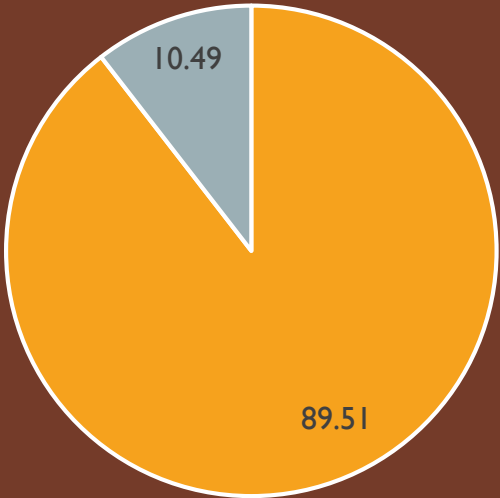
\$5,480,849

YEAR TO DATE EXPENDITURES

\$574,260.40

10.49% OF THE TOTAL BUDGET

Expenditures



■ Funds Left ■ Funds Spent ■ ■

JUDGE & SOLICITORS

APPROVED BUDGET

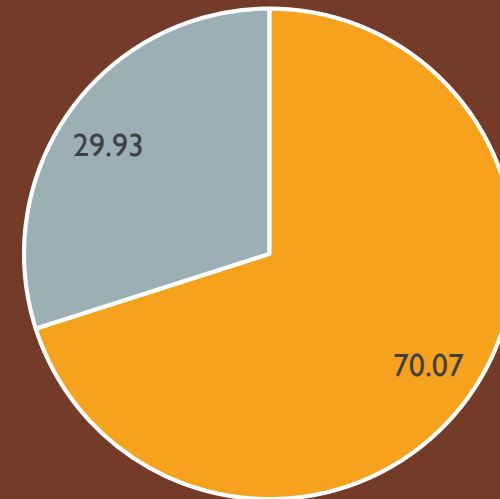
\$130,007

YEAR TO DATE EXPENDITURES

\$41,606.73

29.93% OF THE TOTAL BUDGET

Expenditures



■ Funds Left ■ Funds Spent ■ ■

TECHNOLOGY SERVICES

APPROVED BUDGET

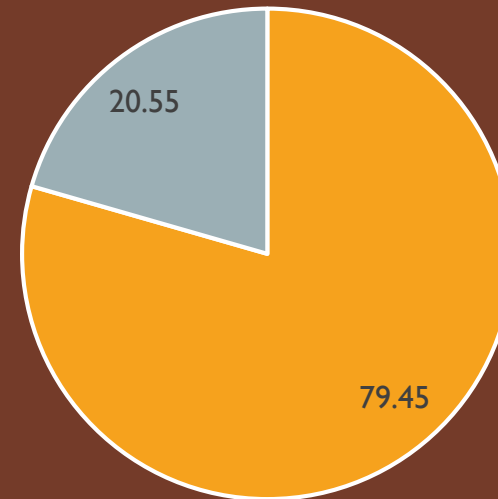
\$724,540

YEAR TO DATE EXPENDITURES

\$148,908.37

20.55 OF THE TOTAL BUDGET

Expenditures



■ Funds Left ■ Funds Spent ■ ■

HUMAN RESOURCES

APPROVED BUDGET

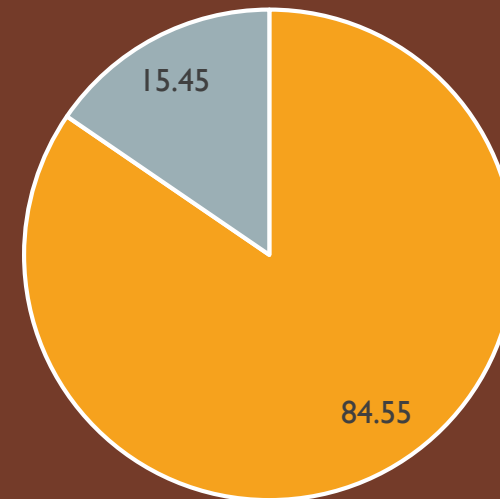
\$578,652

YEAR TO DATE EXPENDITURES

\$88,513.21

15.45% OF THE TOTAL BUDGET

Expenditures



■ Funds Left ■ Funds Spent ■ ■

ECONOMIC DEVELOPMENT

APPROVED BUDGET

\$207,038

YEAR TO DATE EXPENDITURES

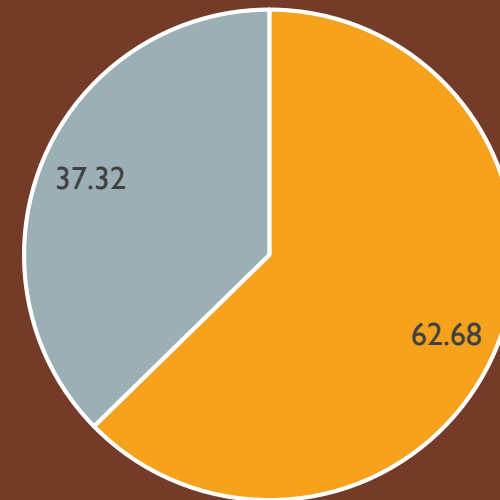
\$77,237.52

37.32% OF THE TOTAL BUDGET

SALARIES AT 41.15%

SALARY FOR AUTHORITY ASSISTANT HAS TO BE BILLED.

Expenditures



■ Funds Left ■ Funds Spent ■ ■

FLEET SERVICES

APPROVED BUDGET

\$108,300

INCLUDES OTHER DEPT ALLOCATION

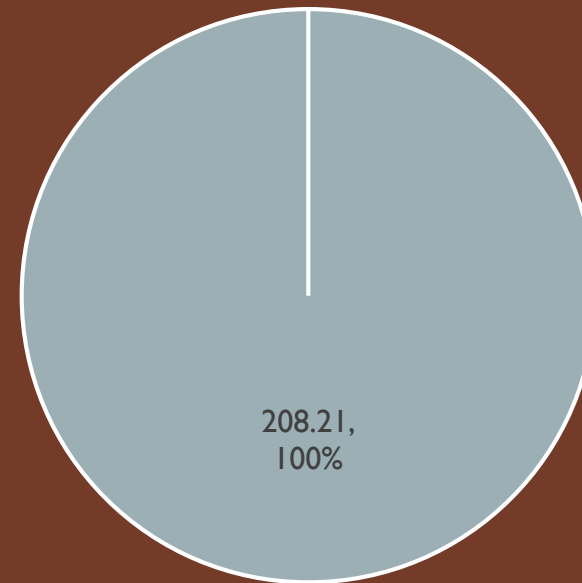
-1,002,463

Charged out to all departments through out the year for vehicle maintenance and gas.

YEAR TO DATE EXPENDITURES

\$224,447.05

Expenditures



■ Funds Left ■ Funds Spent ■ ■

208.21% OF THE TOTAL BUDGET

POLICE SERVICES

APPROVED BUDGET

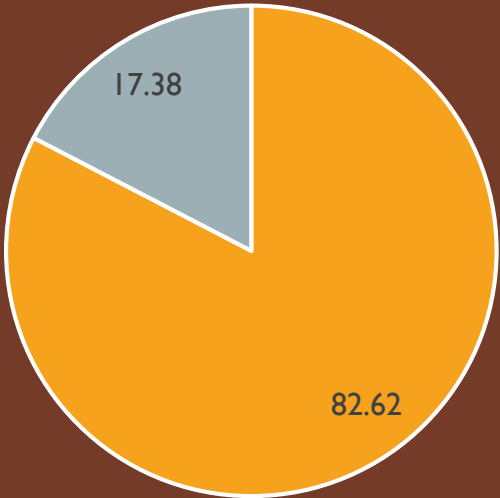
\$10,179,524

YEAR TO DATE EXPENDITURES

\$1,760,476.81

17.38% OF THE TOTAL BUDGET

Expenditures



■ Funds Left ■ Funds Spent ■ ■

E911 SERVICES

APPROVED BUDGET

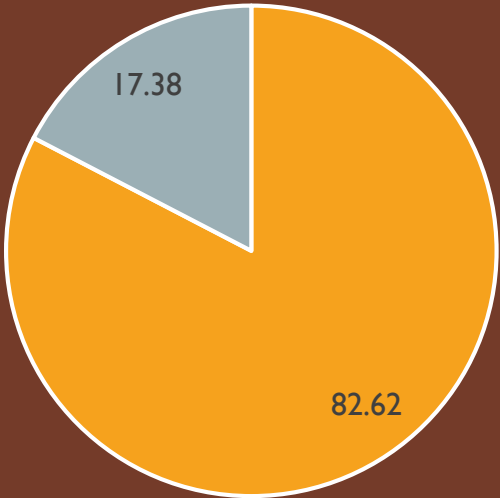
\$764,386

YEAR TO DATE EXPENDITURES

\$201,594.28

26.41% OF THE TOTAL BUDGET

Expenditures



■ Funds Left ■ Funds Spent ■ ■

RECREATION & LEISURE

APPROVED BUDGET

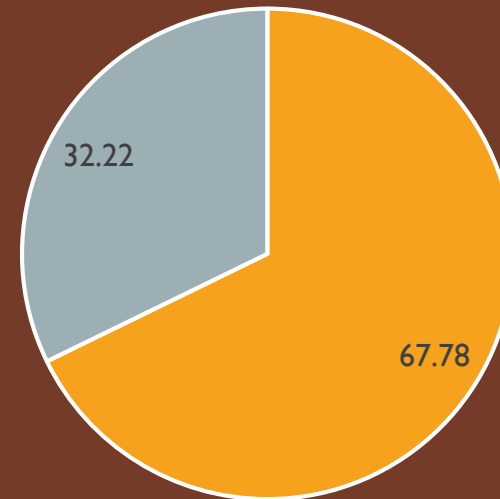
\$1,333,520

YEAR TO DATE EXPENDITURES

\$419,785.58

32.22% OF THE TOTAL BUDGET

Expenditures



■ Funds Left ■ Funds Spent ■ ■

PUBLIC WORKS - STREETS

APPROVED BUDGET

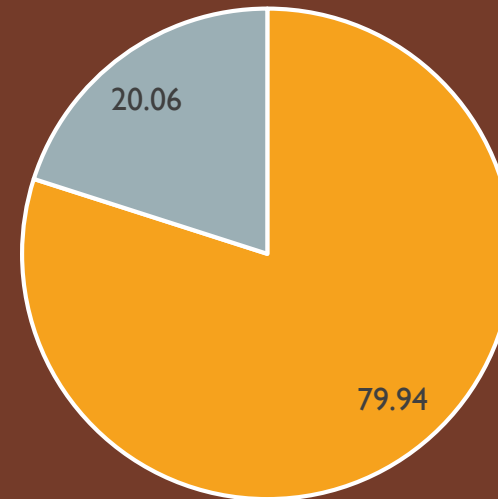
\$3,576,050

YEAR TO DATE EXPENDITURES

\$679,308

20.06% OF THE TOTAL BUDGET

Expenditures



■ Funds Left ■ Funds Spent ■ ■

PUBLIC WORKS - PARKS

APPROVED BUDGET

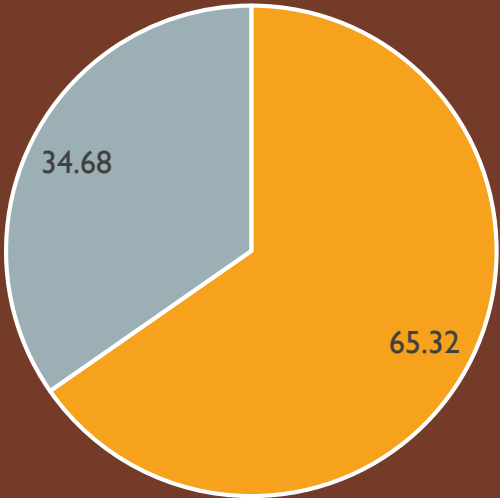
\$137,900

YEAR TO DATE EXPENDITURES

\$47,822.85

34.68% OF THE TOTAL BUDGET

Expenditures



■ Funds Left ■ Funds Spent ■ ■

PUBLIC WORKS - STREETS

APPROVED BUDGET

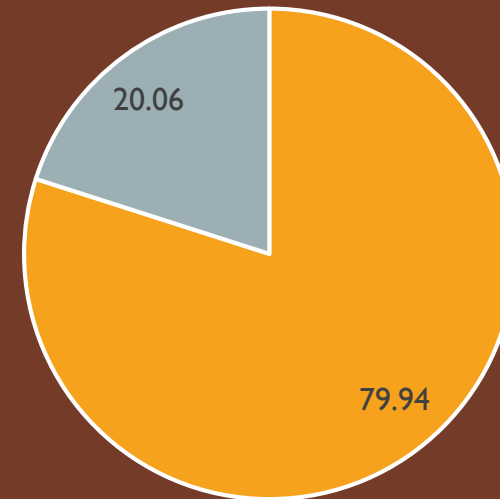
\$3,576,050

YEAR TO DATE EXPENDITURES

\$679,308

20.06% OF THE TOTAL BUDGET

Expenditures



■ Funds Left ■ Funds Spent ■ ■

PUBLIC WORKS - STREETS

APPROVED BUDGET

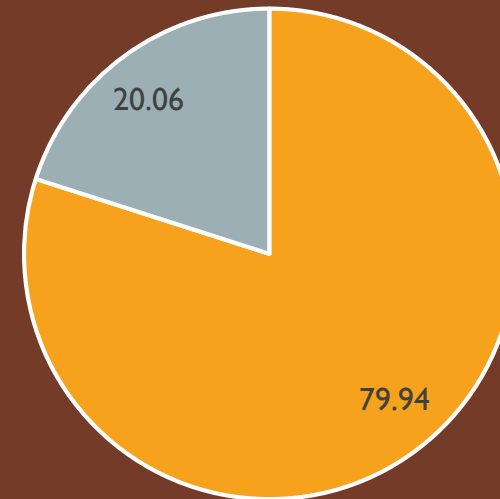
\$3,576,050

YEAR TO DATE EXPENDITURES

\$679,308

20.06% OF THE TOTAL BUDGET

Expenditures



■ Funds Left ■ Funds Spent ■ ■

PLANNING, BUILDING, ZONING

APPROVED BUDGET

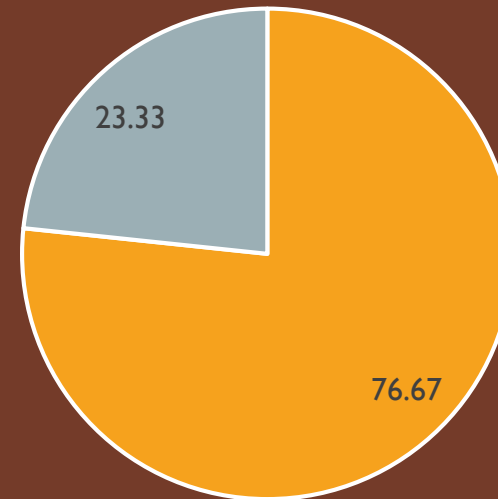
\$967,478

YEAR TO DATE EXPENDITURES

\$196,493.02

23.33% OF THE TOTAL BUDGET

Expenditures



■ Funds Left ■ Funds Spent ■ ■

ANIMAL CONTROL

APPROVED BUDGET

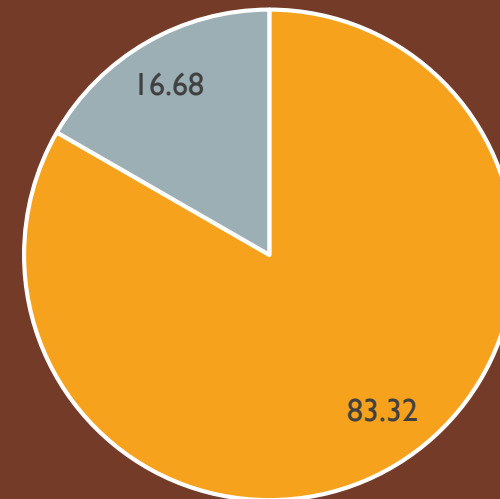
\$129,212

YEAR TO DATE EXPENDITURES

\$21,443.64

16.68% OF THE TOTAL BUDGET

Expenditures



■ Funds Left ■ Funds Spent ■ ■

FIRE – EMS SERVICES

APPROVED BUDGET

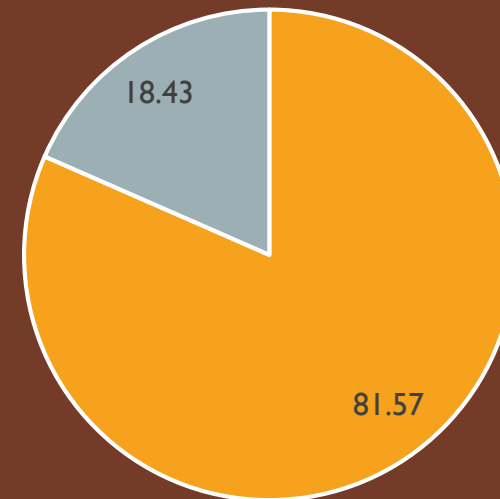
\$2,323,415

YEAR TO DATE EXPENDITURES

\$427,655.35

18.43% OF THE TOTAL BUDGET

Expenditures



■ Funds Left ■ Funds Spent ■ ■

PLANNING, BUILDING, ZONING

APPROVED BUDGET

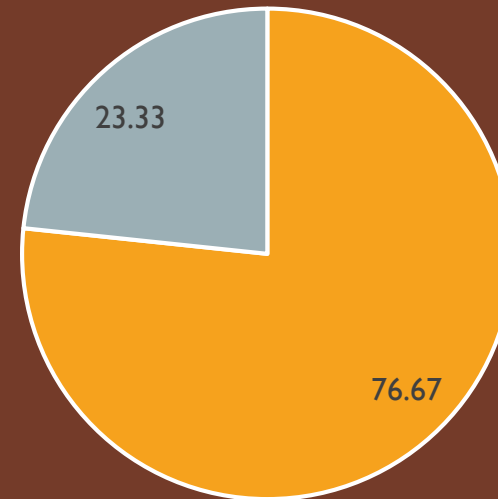
\$967,478

YEAR TO DATE EXPENDITURES

\$196,493.02

23.33% OF THE TOTAL BUDGET

Expenditures



■ Funds Left ■ Funds Spent ■ ■

FIRE – FIREFIGHTER ADMIN

APPROVED BUDGET

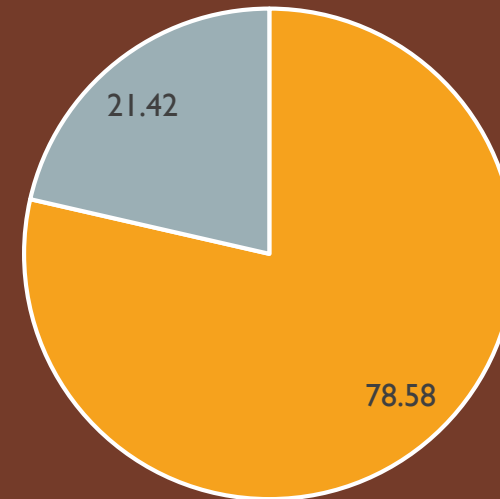
\$6,004,007

YEAR TO DATE EXPENDITURES

\$1,281,671.83

21.42% OF THE TOTAL BUDGET

Expenditures



■ Funds Left ■ Funds Spent ■ ■