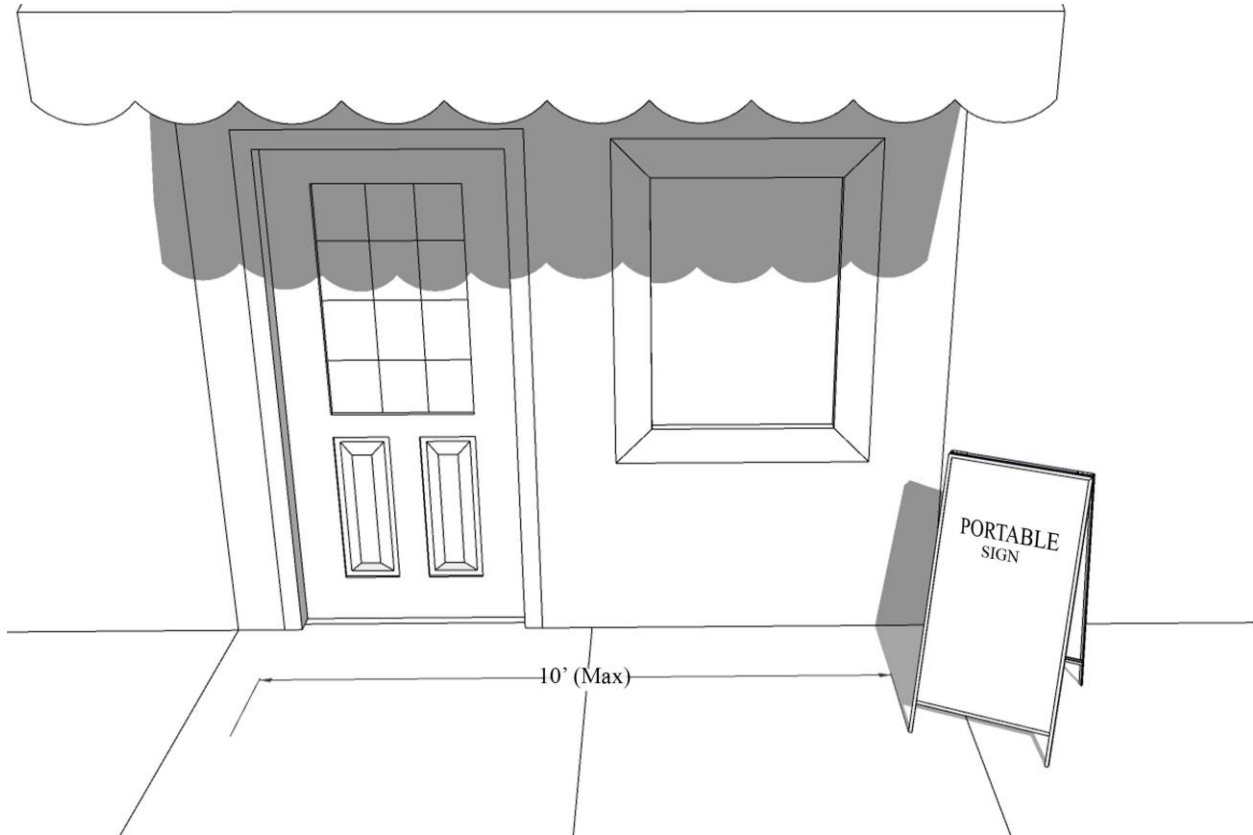


8.3.25 Quick Reference with Illustrations

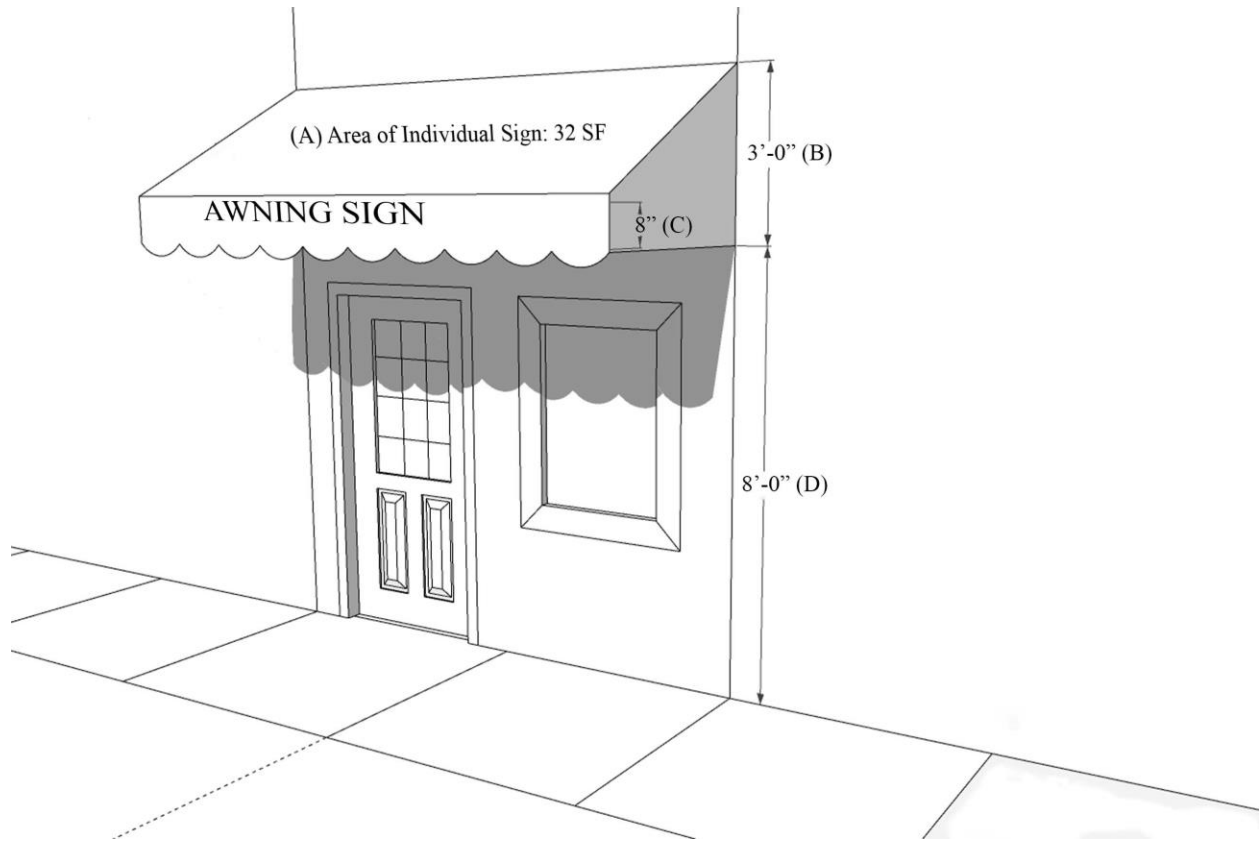
1. *Portable sign.*



General Provisions:

1. A-frame signs must be located within 10 feet of the front door(s) of the business for which it is advertising.
2. An A-frame or any sidewalk sign does not require a permit.

2. *Awning Sign.*



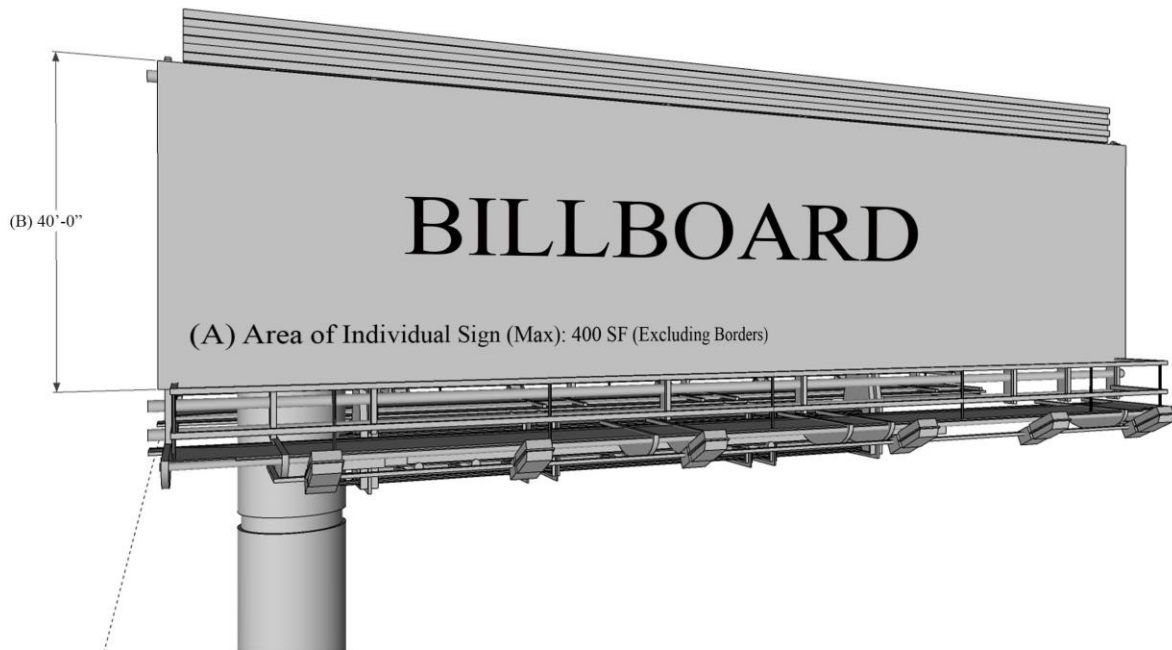
General Provisions:

1. Awning signs must fit the aesthetic of the building and surrounding area.
2. Only awnings over ground-story doors or windows may contain awning signs.
3. An awning sign may be placed on the face or the valance of the awning but must not extend outside the awning.
4. An awning sign must not be illuminated.

Allowable Dimensions

A	Area of individual sign (max)	32 SF
B	Height (Max)	3'
C	Depth of Lettering (Max)	8"
D	Clear Height Above Sidewalk (Min)	8'
E	Clear Height Above Parking Area or Driveway	14'

3. *Billboard.*



General Provisions:


1. In order to promote a better aesthetic character in the City of Forest Park, billboards shall only be allowed in the Interstate 75, Interstate 285, or Interstate 675 corridor districts.
2. A state DOT permit must accompany an application for a billboard.
3. General advertising signs and off-premises signs shall not be permitted within any right-of-way or easement provided for a railroad.
4. Due to the public health, safety, and welfare concerns there shall be an initial inspection of billboards and re-inspection every five years.
5. New billboards are to be located no closer than 250 feet to the nearest residentially zoned property, as measured from the outermost perimeter of the sign.

6. Billboards will be required to meet the setback standards of the zoning district.
7. No billboard shall have an area larger than 400 square feet excluding border and trim but including base, apron, supports, and other structural members.
8. Billboards shall be erected only in the buildable area of a lot, and at least 40 feet from any property line.

Allowable Dimensions

	General Provisions	Dimensions
A	Area of individual sign (max)	400 SF (excluding border)
B	Height (Max)	40'

4. *Monument sign.*



General Provisions:

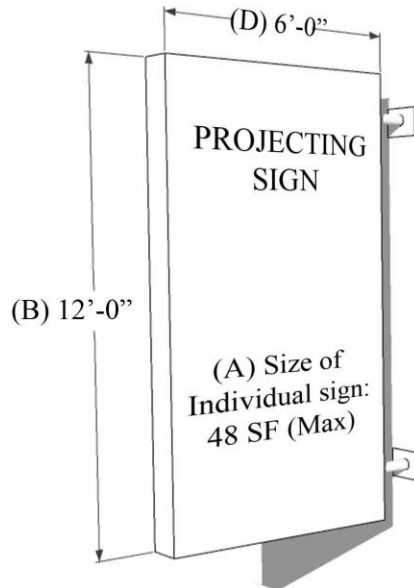
1. Monument signs located within 100 feet of a street must display the street address of the property. Where multiple addresses exist, the highest and lowest street address numbers must be identified. This provision applies only to monument signs located on the street where the property address is assigned. Numbers must be located on the top half of the sign at a minimum of 8 inches in height and be visible from both directions of travel.

2. A monument sign must be set back at least 5 feet from a front lot line and 10 feet from a common lot line.
3. The base of a monument sign must be constructed of durable materials. Sign materials and design shall be physically and aesthetically related and coordinated with other elements of surrounding developments/environments to ensure visual continuity of design.
4. A monument sign may be externally or internally illuminated.

Allowable Dimensions

A	Area of individual sign (max)	Dimensions
	Up to 500 feet of frontage	32 SF
	Up to 501-1,000 feet of frontage	48 SF
	Up to 1,001 or more feet of frontage	64 SF
B	Height, including base (max)	8'
C	Depth (max)	2'
D	Sign base height (min/max)	2'

5. *Projecting Sign.*



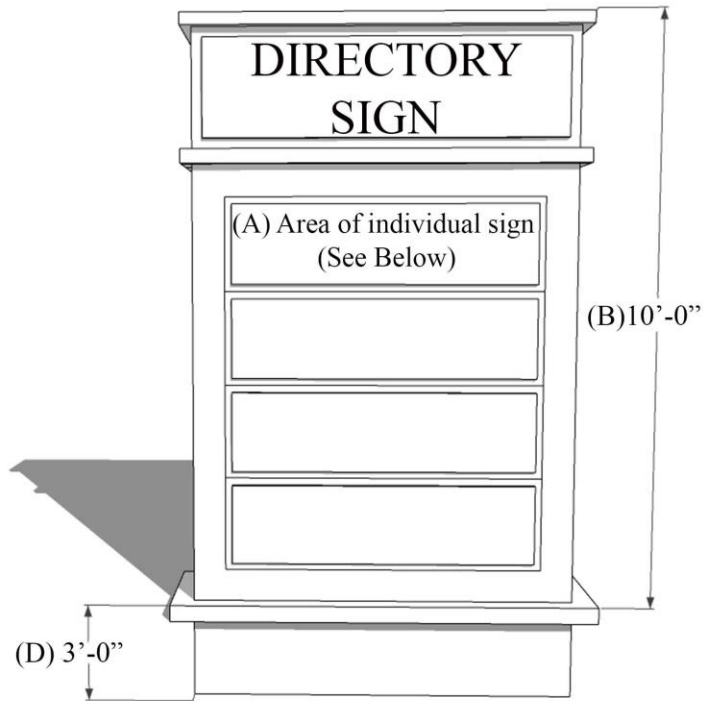
General Provisions:

1. A projecting sign must be at least 20 feet from any other shingle sign or projecting sign.
2. A projecting sign may be erected on a building corner. Allocation of sign area from both streets may be used.
3. A projecting sign must be placed no higher than 24 feet above the sidewalk, measured from the highest point of the sign to the top of the sidewalk below.
4. The top of a projecting sign must be no higher than the top of the building. However, on one story buildings, the top of a projecting sign may have a maximum of 2 feet of the sign height above the top of the building.
5. A projecting sign may be externally or internally illuminated.

Allowable Dimensions

	General Provisions	Dimensions
A	Size of individual sign (max)	48 SF
B	Height (max)	12'
C	Spacing from building façade (min/max)	1', 3'
D	Projection width (max)	6'
E	Depth (max)	1'
F	Clear Height Above Sidewalk (min)	8"
G	Clear Height Above Parking Area or Driveway	14'

6. *Directory sign*



General Provisions:

1. A directory sign must be set back at least 10 feet from the right-of-way.
2. A directory sign may only be externally illuminated.
3. Directory signs must fit the aesthetic of the building and surrounding area.

Allowable Dimensions

A	Area of individual sign (max)	Dimensions
	Up to 500 feet of frontage	40 SF
	Up to 501-1,000 feet of frontage	50 SF
	Up to 1,001 or more feet of frontage	75 SF
B	Height, including base (Max)	10'
C	Depth (Max)	2"
D	Sign base height (min/max)	3'

7. Wall sign.



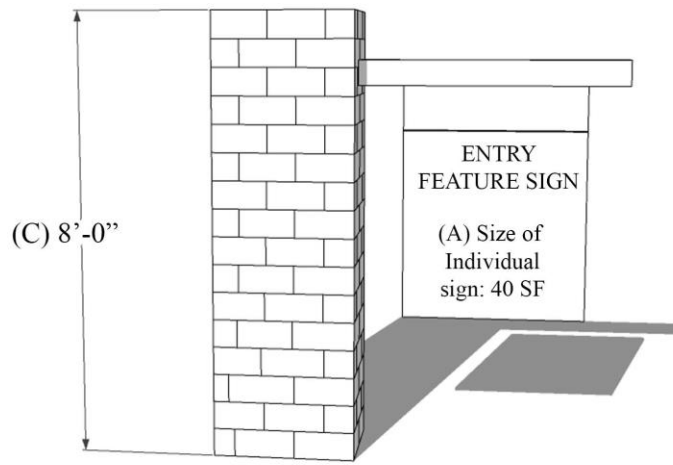
General Provisions:

1. Wall signs must fit the aesthetic of the building and surrounding area.
2. A wall sign must be placed no higher than 24 feet above the sidewalk, measured from the highest point of the sign to the top of the sidewalk below, except in Industrial Districts.
3. No portion of a wall sign may extend above the roof line or above a parapet wall of a building with a flat roof.
4. A wall sign must not cover windows or architectural details.
5. A wall sign may be externally or internally illuminated.

Allowable Dimensions

A	Size of individual sign (max)	180 SF
B	Projection - measured from building facade (max)	1'

8. *Entry Feature Sign.*



9.


General Provisions:

1. An entry feature sign must be set back at least 10 feet from the right-of-way.
2. An entry feature sign may only be externally illuminated.
3. Entry feature signs must fit the aesthetic of the building and surrounding area.

Allowable Dimensions

	General Provisions	Dimensions
A	Size of individual sign (max)	40 SF
B	Signs allowed per entrance (max 1 per side of entrance)	2
C	Height (max)	8'

9. *Banners.*



General Provisions:

Banners:

1. Banners are allowed on new buildings that are 3 stories in height or greater.
2. A banner is allowed one time for a period not to exceed 3 months.
3. Banners must be affixed to the building.
4. Banners may not exceed 120 square feet in total area.
5. Banners must be mounted so as not to extend above the line where the building wall and roof meet.

All other temporary signs:

1. The signs shall be restricted to a maximum area of 32 square feet per parcel.
2. When at grade level, the maximum sign height is five feet, and when placed on a building, a maximum height of 24 feet and cannot extend above the roofline.

3. Signs cannot encroach into the right-of-way or the easement of a private road.

Sec. 8-3-26. - Severability.

Should any article, section, clause, or provision of this Article be declared by a court of competent jurisdiction to be invalid, such action shall not affect the validity of the ordinance as a whole or any part hereof other than the part so declared to be invalid, it being the intent of the City Council of the City that each article, section, clause, and provision hereof be severable.