

An isometric illustration of a city with various buildings, streets, and green spaces. The buildings range from tall skyscrapers to smaller houses. There are roads with cars and a bus, and several parks with trees and fountains. The overall style is clean and modern.

City Edge Project

Fast Track Rental Assistance Program

City Edge Project

Fast Track Rental Assistance Program - Start Date Dec 1, 2021

Comparison Chart - \$400,000

	Quarter	Total Applications	Total Approved	Women Approved	Men Approved	Denied	Homes Approved	Apartments Approved	Amount Spent
Dec-21	4th	30	15	11	4	13	2	13	\$ 28,903.39
Total 4th Quarter		30	15	11	4	13	2	13	\$ 28,903.39
22-Jan	1st	37	22	17	5	15	4	18	\$ 46,801.63
22-Feb	1st	44	16	12	4	28	0	16	\$ 31,303.00
22-Mar	1st	69	24	20	4	45	4	20	\$ 49,675.49
Total 1st Quarter		150	62	49	13	88	8	54	\$ 127,780.12
22-Apr	2nd	33	13	9	4	20	3	10	\$ 28,703.00
22-May	2nd	47	15	12	3	32	1	14	\$ 33,733.00
22-Jun	2nd	27	11	11	0	16	2	11	\$ 26,527.00
Total 2nd Quarter		107	39	32	7	68	6	35	\$ 88,963.00
22-Jul	3rd	27	15	14	1	12	2	13	\$ 28,504.39
22-Aug	3rd	35	10	9	1	25	3	7	\$ 19,868.00

	Rental Assistance	Beginning Balance		Admin Fees	Beginning Balance
		\$300,000.00			\$100,000.00
Dec	\$ 28,903.39	\$271,096.61	Dec	\$7,166.67	\$92,833.33
Jan	\$ 46,801.63	\$224,294.98	Jan	\$7,166.67	\$85,666.66
Feb	\$ 31,303.00	\$192,991.98	Feb	\$7,166.67	\$78,499.99
Mar	\$ 49,675.49	\$143,316.49	Mar	\$7,166.67	\$71,333.32
Apr	\$ 28,703.00	\$114,613.49	Apr	\$7,166.67	\$64,166.65
May	\$ 33,733.00	\$80,880.49	May	\$7,166.67	\$56,999.98
June	\$ 26,527.00	\$54,353.49	June	\$7,166.67	\$49,833.31
July	\$ 28,504.39	\$25,849.10	July	\$7,166.67	\$42,666.64
Aug	\$ 19,868.00	\$5,981.10	Aug	\$7,166.67	\$35,499.97
			Sept	\$7,166.67	\$28,333.30

Pending Applications
49

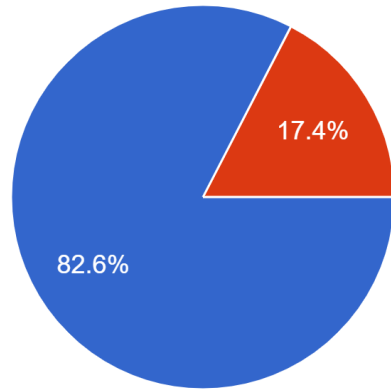
There is a total of 49 pending applications.

33 out of 49 has not sent in any paperwork.

The 16 that are remaining, we are missing documents either from the tenant or landlord to complete the process.

Are you renting an apartment?

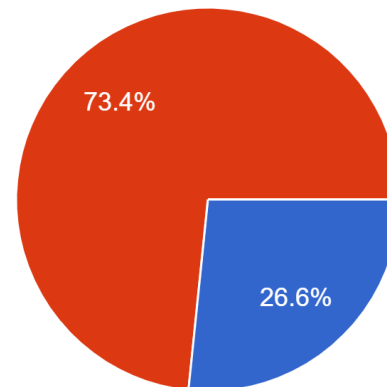
402 responses



- Yes
- No

Are you renting a home?

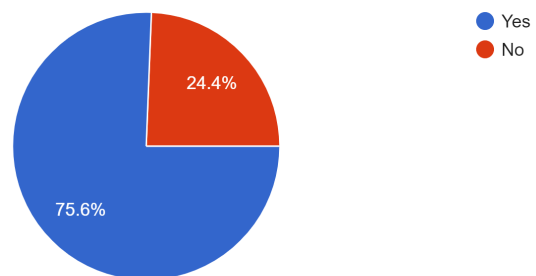
402 responses



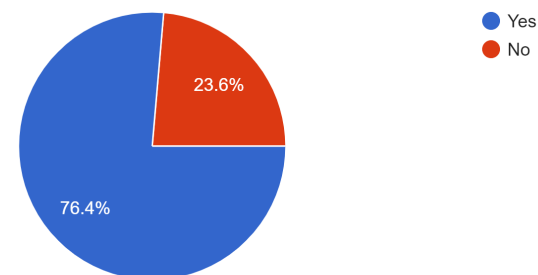
- Yes
- No

Number of people affected by Covid

Were you out of work due to Covid-19 affecting you or a family member living in the home?
402 responses

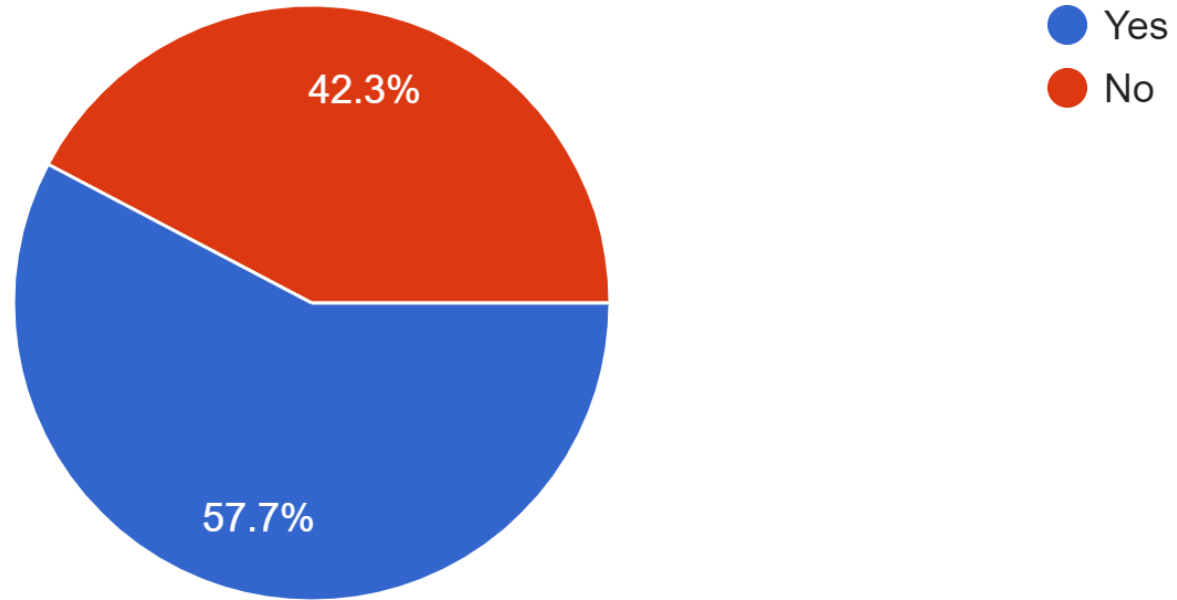


Was anyone in your household affected by Covid-19 that caused a hardship on the household finances?
402 responses



Are you currently employed?

402 responses



The 42.3% that are not employed receives



- Unemployment
- Child Support
- Social Security
- Disability