

American Rescue Fund Survey - Forest Park, Georgia

Monday, August 30, 2021

33

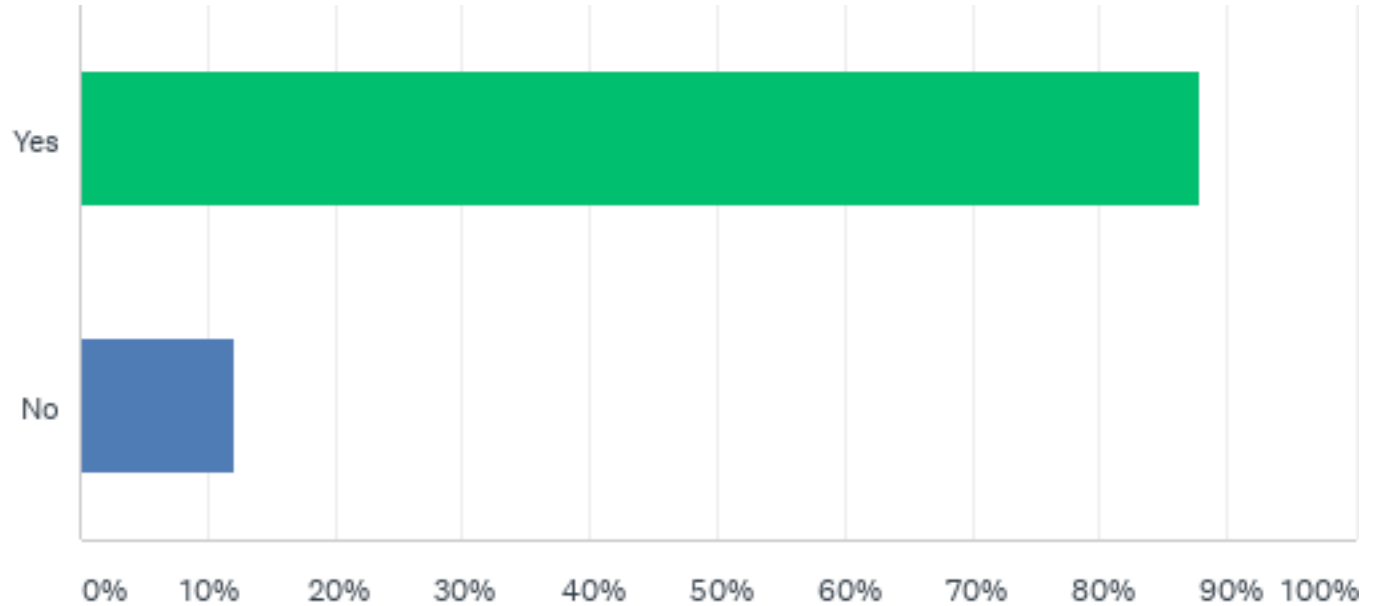
Total Responses

Date Created: Monday, July 12, 2021

Complete Responses: 33

Q1: Are you a resident of the City of Forest Park, Georgia?

Answered: 33 Skipped: 0



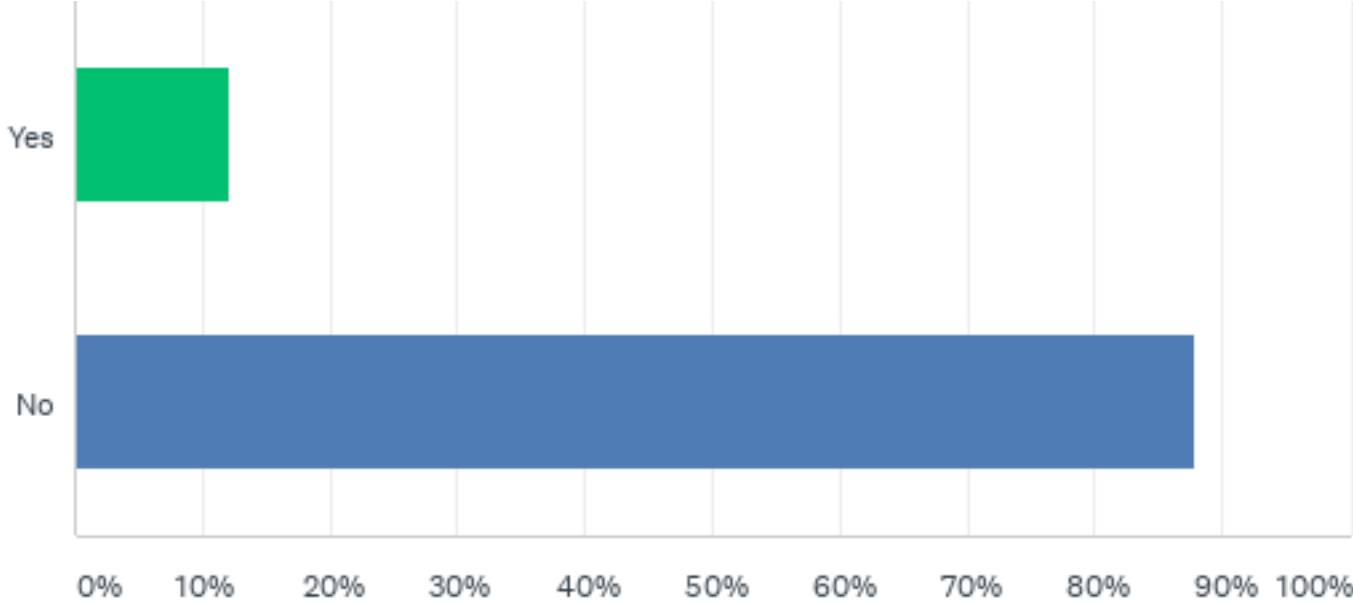
Q1: Are you a resident of the City of Forest Park, Georgia?

Answered: 33 Skipped: 0

ANSWER CHOICES	RESPONSES	
Yes	87.88%	29
No	12.12%	4
TOTAL		33

Q2: Do you own a business in the City of Forest Park, Georgia?

Answered: 33 Skipped: 0



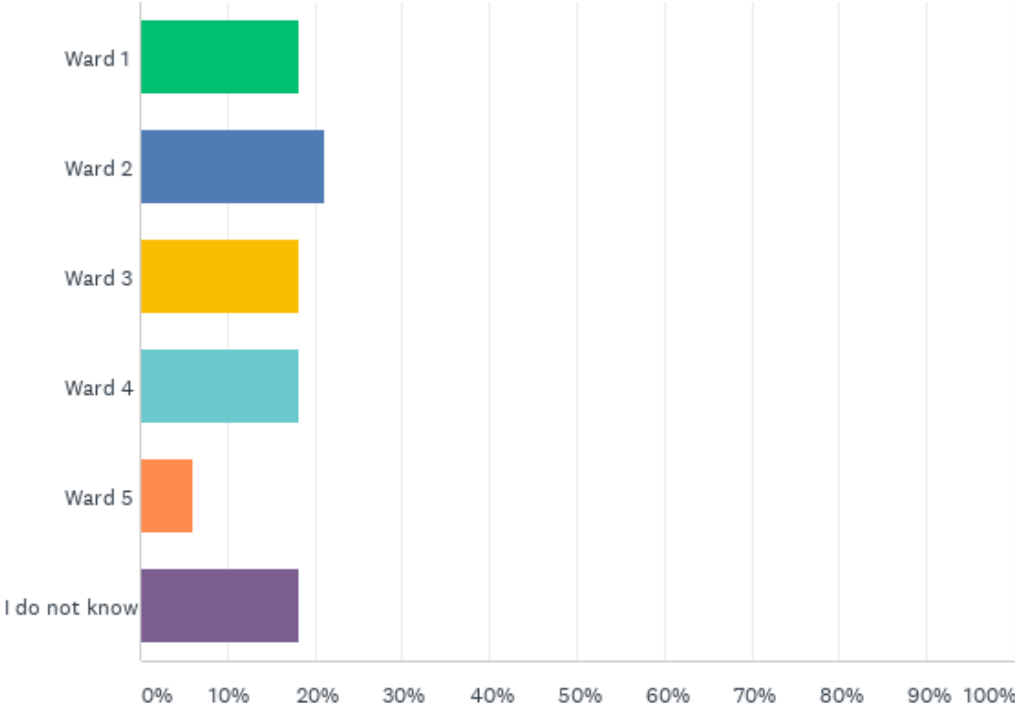
Q2: Do you own a business in the City of Forest Park, Georgia?

Answered: 33 Skipped: 0

ANSWER CHOICES	RESPONSES	
Yes	12.12%	4
No	87.88%	29
TOTAL		33

Q3: In what Ward do you reside or is your business located?

Answered: 33 Skipped: 0



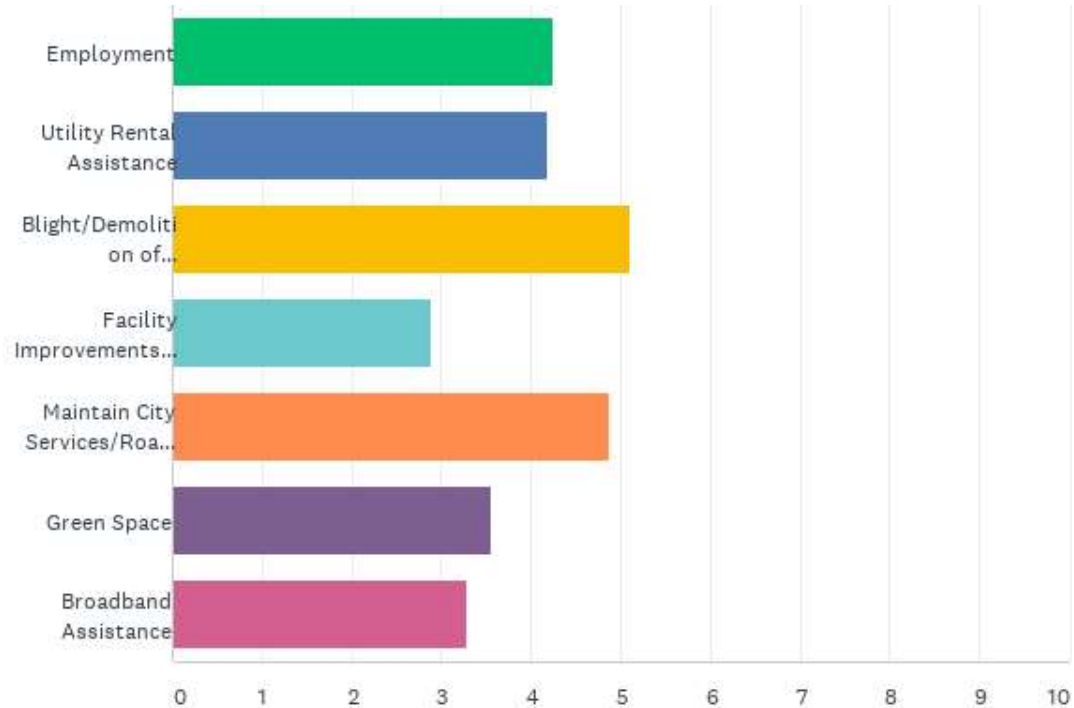
Q3: In what Ward do you reside or is your business located?

Answered: 33 Skipped: 0

ANSWER CHOICES	RESPONSES	
Ward 1	18.18%	6
Ward 2	21.21%	7
Ward 3	18.18%	6
Ward 4	18.18%	6
Ward 5	6.06%	2
I do not know	18.18%	6
TOTAL		33

Q4: Please rank the areas where you feel help is needed most in the City of Forest Park, Georgia?

Answered: 33 Skipped: 0



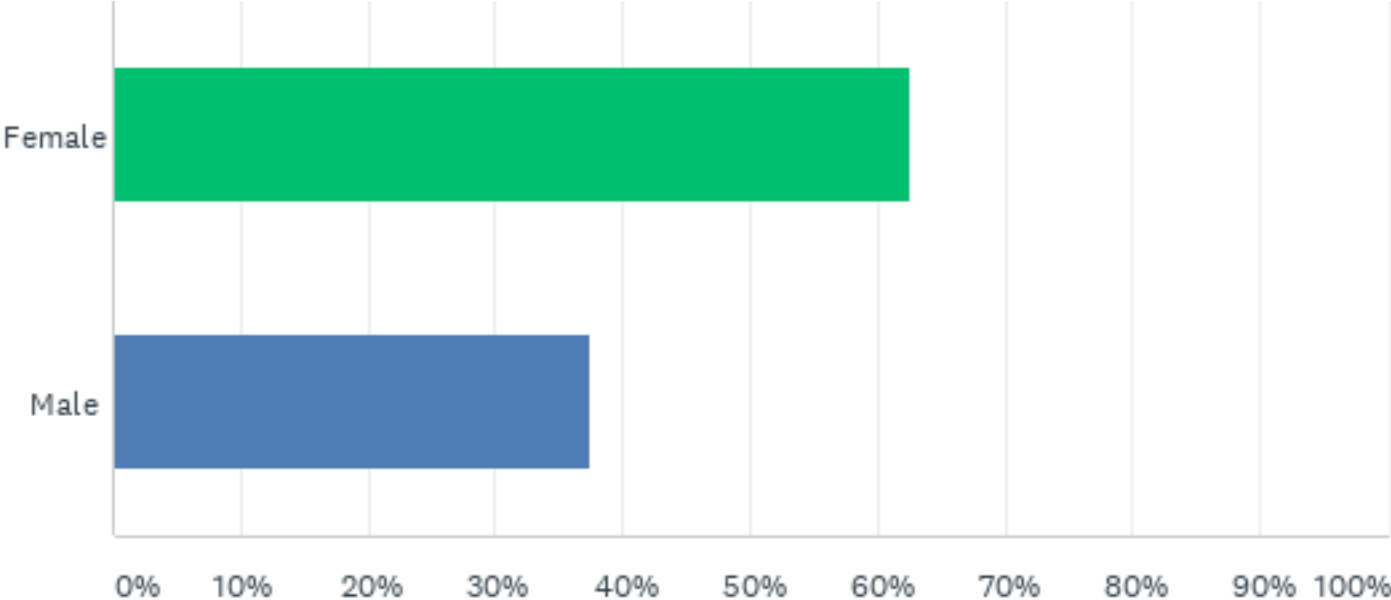
Q4: Please rank the areas where you feel help is needed most in the City of Forest Park, Georgia?

Answered: 33 Skipped: 0

	1	2	3	4	5	6	7	TOTAL	SCORE
Employment	18.75% 6	21.88% 7	12.50% 4	9.38% 3	3.13% 1	18.75% 6	15.63% 5	32	4.25
Utility Rental Assistance	24.24% 8	24.24% 8	0.00% 0	6.06% 2	9.09% 3	15.15% 5	21.21% 7	33	4.18
Blight/Demolition of Old/Abandoned Structures	25.81% 8	25.81% 8	16.13% 5	16.13% 5	3.23% 1	6.45% 2	6.45% 2	31	5.10
Facility Improvements (Parks, City Hall, etc.)	3.13% 1	3.13% 1	21.88% 7	6.25% 2	15.63% 5	15.63% 5	34.38% 11	32	2.88
Maintain City Services/Roads/Side Walks	25.00% 8	15.63% 5	21.88% 7	12.50% 4	9.38% 3	15.63% 5	0.00% 0	32	4.88
Green Space	3.13% 1	6.25% 2	15.63% 5	18.75% 6	37.50% 12	12.50% 4	6.25% 2	32	3.56
Broadband Assistance	3.13% 1	3.13% 1	12.50% 4	28.13% 9	21.88% 7	15.63% 5	15.63% 5	32	3.28

Q6: What is your gender?

Answered: 32 Skipped: 1



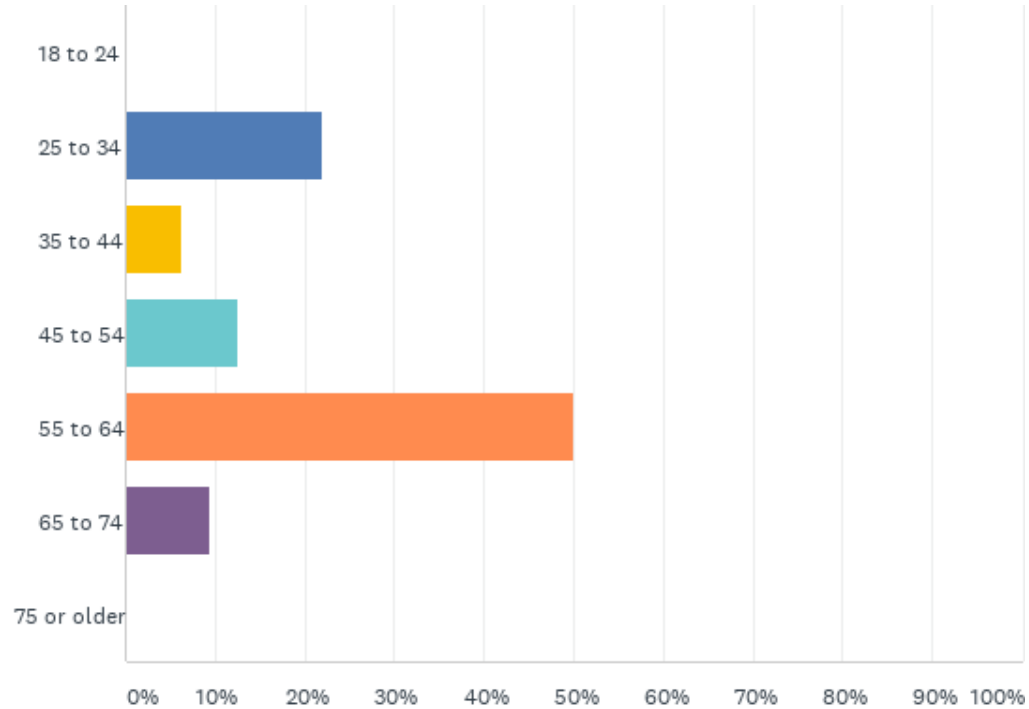
Q6: What is your gender?

Answered: 32 Skipped: 1

ANSWER CHOICES	RESPONSES	
Female	62.50%	20
Male	37.50%	12
TOTAL		32

Q7: What is your age?

Answered: 32 Skipped: 1



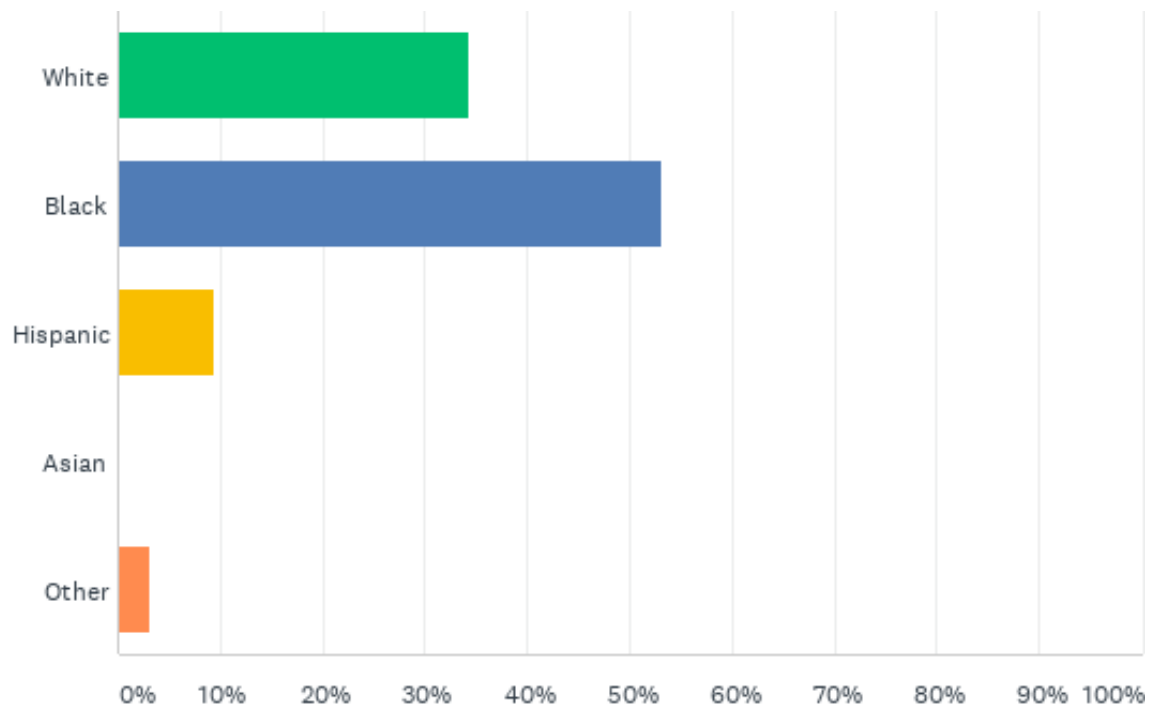
Q7: What is your age?

Answered: 32 Skipped: 1

ANSWER CHOICES	RESPONSES	
18 to 24	0.00%	0
25 to 34	21.88%	7
35 to 44	6.25%	2
45 to 54	12.50%	4
55 to 64	50.00%	16
65 to 74	9.38%	3
75 or older	0.00%	0
TOTAL		32

Q8: Are you:

Answered: 32 Skipped: 1



Q8: Are you:

Answered: 32 Skipped: 1

ANSWER CHOICES	RESPONSES	
White	34.38%	11
Black	53.13%	17
Hispanic	9.38%	3
Asian	0.00%	0
Other	3.13%	1
TOTAL		32