



Folsom City Council Staff Report

MEETING DATE:	2/10/2026
AGENDA SECTION:	Old Business
ITEM TITLE:	Resolution No. 11543 - A Resolution Authorizing the City Manager to Approve an Additional Contingency in the Amount of \$2,803,450 from the Water Operating Fund (Fund 520) for the Agreement (Contract No. 174-21 24-052) with Euro Style Management for the Construction of the Tower Tank Rehabilitation Project (Project WA2402) and Appropriation of Funds
FROM:	Utilities Department

RECOMMENDATION / CITY COUNCIL ACTION

The Utilities Department recommends that the City Council pass and adopt Resolution No. 11543 – A Resolution Authorizing the City Manager to Approve an Additional Contingency in the Amount of \$2,803,450 from the Water Operating Fund (Fund 520) for the Agreement (Contract No. 174-21 24-052) with Euro Style Management for the Construction of the Tower Tank Rehabilitation Project (Project WA2402) and Appropriation of Funds.

BACKGROUND / ISSUE

The Utilities Department identifies water infrastructure rehabilitation and replacement projects through water master plans, ongoing water condition assessment programs, and regulatory changes. Through these efforts, portions of the water system have been identified as needing rehabilitation or replacement in order to improve the reliability of the water distribution system. These efforts led to the Utilities Department identifying the Tower Tank Rehabilitation Project as a priority project.

The Tower Tank Rehabilitation Project involves improvements and repairs to five of the City's water storage tanks due to aging infrastructure. The water tanks being rehabilitated include Tower Tank, Foothills Tanks No. 1 and No. 2, South Tank, and East Tank No. 2. The work at all five

tanks was scheduled to occur during the low water demand periods (October through April) as identified below:

- East Tank No. 2 - Completed (Fiscal Year 2024-25)
- South Tank - Completed (Fiscal Year 2024-25)
- Tower Tank – Out of service for construction (Fiscal Year 2025-26)
- Foothills Tank No. 1 – In Service and Awaiting Construction (Fiscal Year 2025-26)
- Foothills Tank No. 2 – Out of service for Construction (Fiscal Year 2025-26)

During construction, multiple unforeseen conditions occurred at East Tank No. 2, Tower Tank, and Foothills Tank No. 2. The majority of the unforeseen conditions were related to structural deficiencies and their associated improvements. Structural deficiencies could only be identified once each of the tanks was taken offline and drained, and 30-foot-tall scaffolding erected to allow a licensed structural engineer to perform condition assessment of roof rafters, beams, girders, and connection plates. Photos of the condition of various structural components for each of the tanks listed above can be seen in Attachment No. 3. The project has also been impacted by site constraints, utilities, electrical improvements, property owner constraints, rock removal and other ancillary items.

Foothills Tank No. 1 was originally scheduled to be completed in the Spring of 2026, but due to the other deficiencies identified at Foothills Tank No. 2, this work is now proposed to be completed later this year. The City has not been able to inspect Foothills Tank No. 1 because this tank needs to remain in-service to meet water demands while other tanks are out of service. Since Foothills Tank No. 1 is two years older than Foothills Tank No. 2, the project team anticipates that the additional unforeseen structural rehabilitation work at Foothills Tank No. 1 will be similar to that identified at Foothills Tank No. 2.

The additional work identified at each tank location is impacting both the project completion schedule and costs. The authorized contingency of 15% approved by City Council through Resolution No. 11246 will be exceeded and additional contingency will be required.

This Resolution will authorize the City Manager to approve an additional contingency in the amount of \$2,803,450 from the Water Operating Fund (Fund 520) for the Agreement (Contract No. 174-21 24-052) with Euro Style Management for the construction of the Tower Tank Rehabilitation Project (Project WA 2402) and Appropriation of Funds.

POLICY / RULE

Section 2.36.120 of the Folsom Municipal Code states, in part, that contracts for supplies, equipment, services, and construction with an estimated value of \$77,426 or greater shall be awarded by the City Council.

ANALYSIS

During construction upgrades of East Tank, Tower Tank and Foothills Tank No. 2, additional work has been identified that will exceed the authorized contingency of 15% approved by City Council

through Resolution No. 11246. The majority of the unforeseen conditions are related to structural deficiencies and the necessary improvements to fix these deficiencies to extend the serviceable life of each of the tanks. Other impacts such as site constraints, utilities, electrical improvements, property owner constraints, rock removal and other ancillary items, including the cost impact to the overall project, are listed below by tank.

East Tank No. 2 (total approximate extra cost of \$20,000)

- Interior overflow structure modifications (approximate extra cost of \$12,500).
- Rock removal during trenching with inadequate site access for industry standard rock removal equipment (approximately extra cost of \$6,200).
- Flushing connection modifications (approximate extra cost of \$500).

Tower Tank (total approximate extra cost of \$500,000)

- Site constraints, utility and property owner constraints, as well as additional SMUD requirements for installing permanent power to the Tower Tank site during construction (anticipated not-to-exceed cost is \$250,000).
- Structural Modifications (approximate extra cost of \$223,000).
 - Replacement of additional 23 rafters (approximate extra cost of \$200,000).
 - Removal of 282 flat bars (approximate extra cost of \$43,000).
 - Removal of Bid Item No. 12 - Replacement of twenty (20) rafter braces (approximate credit of \$69,000).
 - Install 439 rafter braces (approximate extra cost of \$380,000).
 - Due to the significant difference in bid quantity versus actual quantity during construction, Bid Item No. 12 was renegotiated at a lower cost per the City's General Provisions.
 - Due to the change in character of work and schedule constraints for placing the tank back in service to meet water demands and maintain water reliability, Bid Item No. 13 was renegotiated as identified below:
 - Deletion of seal welding and required materials (approximate credit of \$360,000).
 - Installation of interior roof joint sealing material (approximate extra cost of \$21,000).
 - Straightening of the northside W16 Girder (approximate extra cost of \$8,000).
- Other anticipated ancillary work such as rock removal, tank electrical, etc. (approximate extra cost of \$27,000).

Foothills Tank No. 2 (total approximate extra cost of \$1,450,000)

- Replacement of 60 of 64 outer rafters (94%) (approximate extra cost of \$496,800).
- Replacement of 21 of 32 inner rafters (66%) (approximate extra cost of \$126,000).
- Blasting and Coating all steel above the water-line (approximate extra cost of \$252,000).
- Installation of 376 braces (approximate extra cost of \$300,800).
- Rehabilitation of 6 of the 7 girders (approximate extra cost of \$21,000).
- Replace center cone support with halo (approximate extra cost of \$59,600).

- Full dance floor scaffolding (approximate extra cost of \$130,000).
- Interior spot repair below the waterline (approximate extra cost of \$30,000).
- Other ancillary work (approximate extra cost of \$33,800).

Rehabilitation work on East Tank and South Tank was completed in Fiscal Year 2024-25. Tower Tank and Foothills Tank No. 2 are currently out of service for construction, and Foothills Tank No. 1 is in service awaiting construction and the completion of work at Foothills Tank No. 2. As work on the tanks cannot be performed during the summer months due to peak water demands, the contract documents require the contractor to complete work on Foothills Tank No. 1 and Foothills Tank No. 2 by April 15, 2026, and Tower Tank by May 1, 2026. Due to the amount of extra work recommended by the structural engineer to maintain the structural integrity of the tanks, the contractor will not be able to meet the deadline for Foothills Tank No. 1 by April 15, 2026 and will need to return during the next low demand water period starting on October 16, 2026 to complete the work for Foothills Tank No. 1.

Given that Foothills Tank No. 1 is two years older than Foothills Tank No. 2, the project team anticipates that additional unforeseen rehabilitation work and associated costs for Foothills Tank No. 1 will be similar or more than that required for Foothills Tank No. 2. City staff have outlined the cost impacts below:

Foothills Tank No. 1 (total approximate extra cost of \$1,550,000)

- Anticipate replacement of 64 of 64 outer rafters (100%) (approximate extra cost of \$529,920).
- Anticipate replacement of 26 of 32 inner rafters (81%) (approximate extra cost of \$156,000).
- Anticipate blasting and coating all steel above the water-line (approximate extra cost of \$252,000).
- Anticipate installing 376 braces (approximate extra cost of \$300,800).
- Anticipate rehabilitating all 7 girders (approximate extra cost of \$25,000).
- Replace center cone support with halo (approximate extra cost of \$59,600).
- Full dance floor scaffolding (approximate extra cost of \$130,000).
- Interior spot repair below the waterline (approximate extra cost of \$30,000).
- Interior/Exterior overflow modification (approximate extra cost of \$21,760).
- Exterior center vent rehabilitation (approximate extra cost of \$25,000).
- Other ancillary work (approximate extra cost of \$19,920).

The additional unforeseen rehabilitation work already identified on Foothills Tank No.2, East Tank No. 2, and Tower Tank totals approximately \$1,970,000 which exceeds the 15% contingency of \$716,550 authorized by City Council through Resolution No. 11246. It is estimated that an additional contingency in the amount of \$1,550,000 will be required to complete work on Foothills Tank No. 1 for a total change in extra work amount of \$3,520,000 above the original contract amount of \$4,777,000 that was approved by City Council on August 27, 2024, through Resolution No. 11246.

City staff is requesting authorization for approval of an additional contingency for the project in the amount of \$2,803,450 above the original \$716,550 contingency funds approved by City Council for a revised not-to-exceed contingency amount of \$3,520,000.

This Resolution will authorize the City Manager to approve an additional contingency in the amount of \$2,803,450 from the Water Operating Fund (Fund 520) for the Agreement (Contract No. 174-21 24-052) with Euro Style Management for the construction of the Tower Tank Rehabilitation Project (Project WA 2402) and Appropriation of Funds.

FINANCIAL IMPACT

On August 27th, 2024, through Resolution No. 11246, City Council authorized the City Manager to execute an agreement with Euro Style Management for the construction of the Tower Tank Rehabilitation Project (WA 2402) in the amount of \$4,777,000 with a total project budget for this agreement in the amount of \$5,493,550 which included a 15% contingency in the amount of \$716,550.

The Utilities Department recommends that the contingency amount budgeted for this agreement be increased by an additional \$2,803,450 above the original \$716,550 for a new total contingency in the amount of \$3,520,000. This request will result in a new total not-to-exceed construction budget in the amount of \$8,297,000.

Project costs expended and encumbered to date include design, advertisement, Community Department Building permit fees, construction administration services, construction management services, inspection services and construction, totaling approximately \$6,573,657. An appropriation is therefore needed for additional construction costs, and staff is requesting an appropriation of \$2,803,450 in the Water Operating Fund (Fund 520) for an updated total project budget of \$9,377,107. Sufficient funds are available in the Water Operating Fund (Fund 520) for the appropriation.

ENVIRONMENTAL REVIEW

This project is replacement and/or improvement of existing infrastructure with negligible or no expansion of use and therefore is categorically exempt from environmental review under the California Environmental Quality Act as noted in Title 14 – California Code of Regulations, Chapter 3 – Guidelines for Implementation of the California Environmental Quality Act, Article 19 – Categorical Exceptions, Section 15301 (Existing Facilities) and 15302 (Replacement or Reconstruction).

ATTACHMENTS

1. Resolution No. 11543 – A Resolution Authorizing the City Manager to Approve an Additional Contingency in the Amount of \$2,803,450 from the Water Operating Fund (Fund 520) for the Agreement (Contract No. 174-21 24-052) with Euro Style Management for the Construction of the Tower Tank Rehabilitation Project (Project WA 2402) and Appropriation of Funds

2. Tower Tank Rehabilitation Project Map
3. Water Storage Tank Photos
4. Structural Inspection Reports (Tower Tank and Foothills Tank No. 2)

Submitted,

Marcus Yasutake, Director
UTILITIES DEPARTMENT

Attachment 1

RESOLUTION NO. 11543

A RESOLUTION AUTHORIZING THE CITY MANAGER TO APPROVE AN ADDITIONAL CONTINGENCY IN THE AMOUNT OF \$2,803,450 FROM THE WATER OPERATING FUND (FUND 520) FOR THE AGREEMENT (CONTRACT NO. 174-21 24-052) WITH EURO STYLE MANAGEMENT FOR THE CONSTRUCTION OF THE TOWER TANK REHABILITATION PROJECT (PROJECT WA2402) AND APPROPRIATION OF FUNDS

WHEREAS, the City has identified this project as a priority to maintain integrity and operation of the water distribution system; and

WHEREAS, the rehabilitation work identified to enhance the City's water distribution system and to continue to provide reliable water service to the City includes rehabilitating Tower Tank, Foothills Tanks No. 1 and No. 2, South Tank, and East Tank No. 2; and

WHEREAS, on August 27, 2024, through Resolution No. 11246, the City Council approved awarding a contract to Euro Style Management in the amount of \$4,777,000 with the budgeted amount to include a 15% contingency of \$716,550 for a total not-to-exceed amount of \$5,493,550 for the construction of the Tower Tank Rehabilitation Project (Project WA2402) and Appropriation of Funds; and

WHEREAS, the Utilities Department is requesting authorization for approval of an additional contingency for the project in the amount of \$2,803,450 above the original \$716,550 contingency funds approved by City Council for a revised not-to-exceed contingency amount of \$3,520,000; and

WHEREAS, this request will increase the construction budget by \$2,803,450 for a total not-to-exceed construction budget in the amount of \$8,297,000; and

WHEREAS, sufficient funds are available in the Water Operating Fund (Fund 520), however an appropriation in the amount of \$2,803,450 is needed for the project, increasing the overall project budget from \$6,573,657 to \$9,377,107; and

WHEREAS, the agreement will be in a form acceptable to the City Attorney:

NOW, THEREFORE, BE IT RESOLVED that the City Council of the City of Folsom authorizes the City Manager to approve an additional contingency in the amount of \$2,803,450 from the Water Operating Fund (Fund 520) for the agreement with Euro Style Management for the construction of the Tower Tank Rehabilitation Project (Project WA2402) and Appropriation of Funds for an amount of \$2,803,450 for a total not-to-exceed construction budget of \$8,297,000; and

BE IT FURTHER RESOLVED that the Finance Director is authorized to appropriate \$2,803,450 for this agreement. The appropriation will be from the Water Operating Fund (Fund 520) fund balance in the amount of \$2,803,450.

PASSED AND ADOPTED this 10th day of February, 2026, by the following roll-call vote:

AYES: Councilmember(s):
NOES: Councilmember(s):
ABSENT: Councilmember(s):
ABSTAIN: Councilmember(s):

Justin Raithel, MAYOR

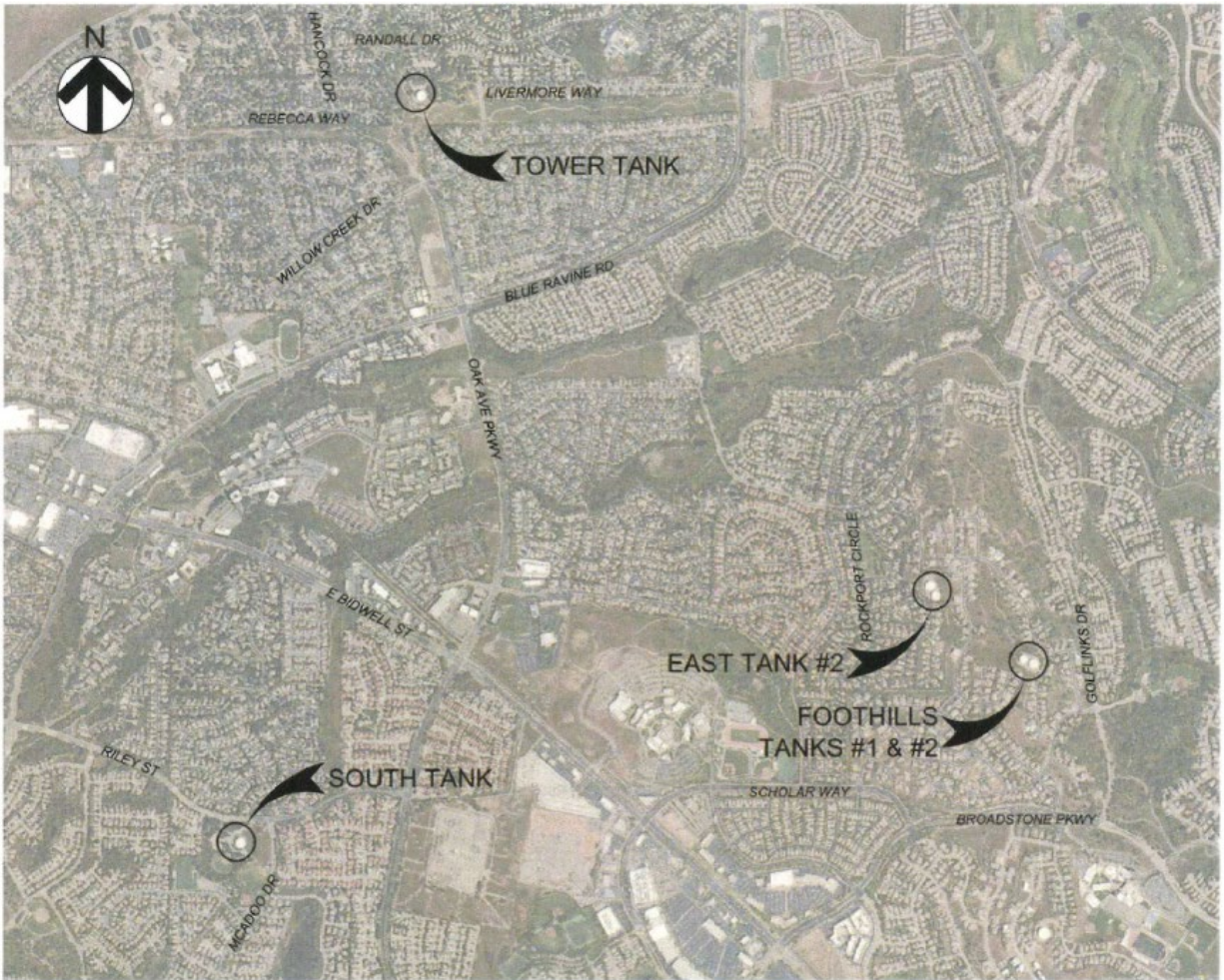
ATTEST:

Christa Freemantle, CITY CLERK

Attachment 2

ATTACHMENT 2

TOWER TANK REHABILITATION PROJECT MAP



LOCATION MAP

NTS

Attachment 3

ATTACHMENT 3
WATER STORAGE TANK PHOTOS

1. Photo No. 1 – Tower Tank steel rafter cantilever leg bottom showing bottom flange deterioration, corrosion and paint coating failure



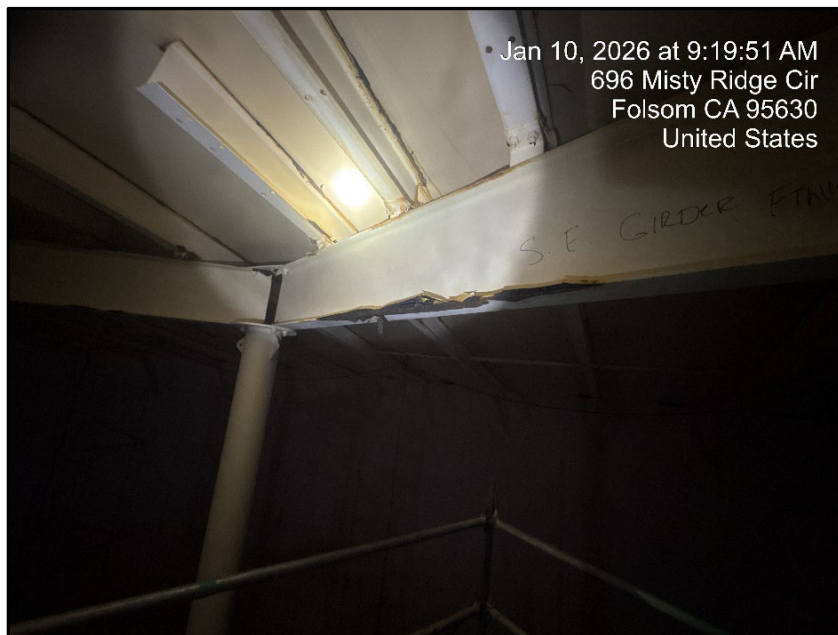
2. Photo No. 2 – Tower Tank steel rafter top flange deterioration and corrosion (top flange compromised for length of orange paint shown along the web of the steel I-beam)



3. Photo No. 3 – Tower Tank steel rafter after removal from Tower Tank showing top flange corrosion and loss of steel material



4. Photo No. 4 – Foothills No. 2 south-east steel girder bottom flange damage and loss of material (4-Ft in length)



5. Photo No. 5 – Foothills No. 2 northern steel girder bottom flange showing deterioration, corrosion and loss of steel material



6. Photo No. 6 – Foothills No. 2 – steel rafter bottom flange deterioration and corrosion (various locations)



7. Photo No. 7 – Foothills Tank No. 2 rafter end at crows nest (center support) showing loss of coating, corrosion and loss of steel material



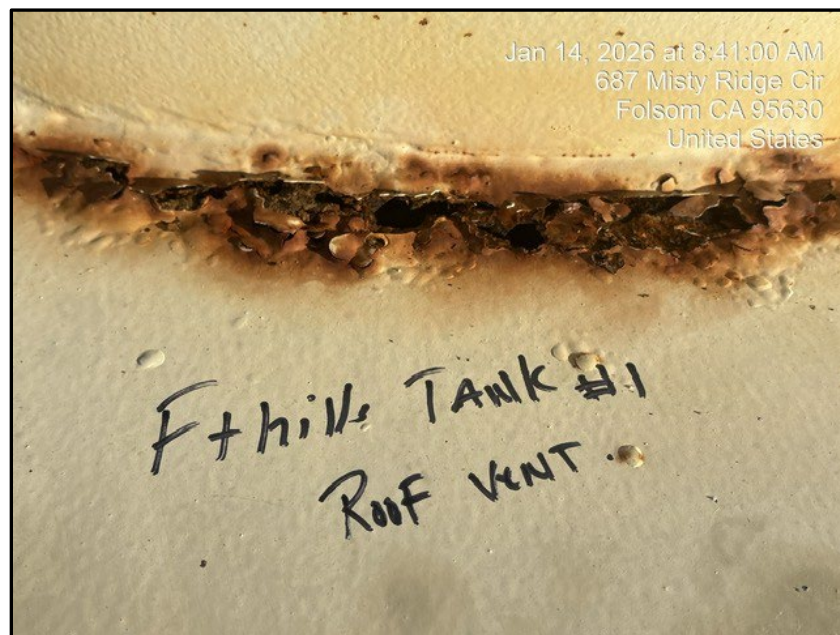
8. Photo No. 8 – Significant rafter deterioration and loss of material showing pitting and corrosion and loss of paint coating.



9. Photo No. 9 – Foothills Tank No. 1 rafter bottom flange corrosion




10. Photo No. 10 – Foothills Tank No. 1 roof vent corrosion and loss of steel material



Attachment 4

Construction Observation Log



VE SOLUTIONS

To: JP Davis

From: Brad Friederichs

Date: 12/15/2025

Project: Folsom Tower Tank Rehabilitation

Present: Alex (GC), Jesse (WYA)

Project No.: 24001

Project Status:


Observe blasted areas of corroded areas on beams. Prepare a count and mark damaged beams.

Directions:

1. 46 beams in the outer ring and 9 beams in the inner ring are damaged and need to be replaced.
2. Remove all existing flat strap bracing including grinding and removing welded piece on top of the flange at existing beams to remain.
3. All beams including existing beams to have $\frac{3}{4}$ " diameter rod bracing at 6 ft cc max on each side of the beam. Weld the rod to the beam web with a butt weld. Rod to be placed no more than 1" below the top flange.
4. The beams framing into the center column are severely corroded. Repair involves design and construction of a new 7 ft diameter center cone detail as stated in plan detail 4/S300. This is a design-build item. The contractor will design a new cone and submit details for review.
5. The seams of the roof plates overlap approximately 2". In some areas, the overlapped plates have spread due to layup issues during construction or the pressure of corrosion in the joint. For all joints, clean surfaces and paint inside the joint as much as possible. Apply Sika 1A in lieu of seam welding to any remaining gap. This does not negatively impact the structural integrity of the tank roof.
6. The existing W16 girder on the north side of the tank is twisted on one end. Disconnect the roof beams (provide temporary support) and straighten the beam as much as is feasible. Install $\frac{1}{4}$ " plate stiffeners at the end. Reattach the roof beams to the girder by bolting or welding.

PO Box 2592 • Carmichael, CA 95609-2592 • e-mail: bradf@vesolutions.net

Construction observation services are for the purpose of providing project administration, observation and investigation of specific aspects of the project. They do not relieve the contractor of its responsibilities of performing the work in accordance with the plans and specifications. They do not include supervision or direction of the means, methods or actual work of the contractor or responsibility for jobsite safety.



VE SOLUTIONS, INC.

January 18, 2026

Mr. JP Davis
West Yost & Associates
2020 Research Park Dr., Ste 100
Davis, CA 95618

RE: Foothills Tank No. 2 – Detailed Roof Structural Inspection Report

PURPOSE AND SCOPE

This report presents the findings of a comprehensive structural inspection conducted on January 16, 2026, to evaluate the condition of the roof framing system for Foothills Tank No. 2 in Folsom, California. The inspection focused on assessing the extent and severity of corrosion damage to structural steel members and identifying necessary repairs to maintain the structural integrity in accordance with the California Building Code.

FACILITY DESCRIPTION

The tank roof structure consists of a radial beam and circumferential girder support system with a central steel cone support (commonly referred to as a "crows nest"). The structural configuration includes:

- 32 radial W8×10 steel beams at the inner radius
- 64 radial W8×10 steel beams at the outer radius
- 7 circumferential W16×26 steel girders providing support
- Central inverted plate steel cone column supported structure

INSPECTION FINDINGS

1. Radial Beams (W8×10)

Significant corrosion damage was observed on a substantial number of the radial beams. A total of approximately 61 beams exhibit deterioration beyond economical repair and require complete replacement:

- 19 of 32 beams at the inner ring (59%)
- 42 of 64 beams at the outer ring (66%)

The corrosion pattern and paint failure characteristics suggest the deterioration resulted from inadequate surface preparation and/or inappropriate coating materials during the original construction. Evidence indicates the following contributing factors:

- Insufficient mechanical preparation (cleaning/abrasion) of steel surfaces prior to coating

Where Value and Engineering Come Together

PO Box 2592 Carmichael, CA 95609-2592
(916) 505.0519 • bradf@vesolutions.net

- Poor adhesion between primer and steel substrate, evidenced by widespread delamination
- Potential use of water-based primer incompatible with the service environment

The flanges show the most severe section loss, compromising the beams' flexural capacity. Photographic documentation (see attached images) clearly shows advanced corrosion with significant metal loss on the flanges.

Recommendation: Replace all 61 deteriorated beams with new W8×10 sections. Ensure proper surface preparation per SSPC-SP standards and specify appropriate coating systems for potable water tank interiors. Paint all new and existing structural steel and roof plates above the water line.

Additional Structural Deficiency: The existing lateral bracing configuration for the top (compression) flanges is inadequate. Currently, only one top flange brace per beam provides support at approximately 16-foot spacing, which exceeds recommended limits for compression flange stability. This deficiency increases the risk of lateral-torsional buckling under design loads.

Recommendation: Install ¾-inch diameter steel rod bracing at 6-foot centers near the top flanges, similar to the bracing configuration implemented at Tower Tank. This modification will provide adequate lateral support in accordance with the CBC.

2. Circumferential Girders (W16×26)

Six of the seven W16×26 circumferential girders exhibit localized corrosion damage requiring structural repair (see attached images). The majority of deterioration occurs on the bottom (tension) flanges, with the damage concentrated in discrete areas rather than distributed along the full member length.

Repair Strategy: Cover plate reinforcement provides the most practical and economical solution for restoring the lost section capacity. The specific repair requirements vary based on damage location relative to the support points:

For damage located within the outer quarter-points of the span (areas of high shear, lower moment):

- Repair required when flange area loss exceeds 20%
- Install 3/8-inch × 6-inch steel cover plates
- Extend plates minimum 12 inches beyond damaged area each direction
- Fillet weld plates to both sides of bottom flange and across the end per AWS D1.1 standards

For damage located in the middle half of the span (area of maximum moment):

- Repair required when flange area loss exceeds 5%
- Install 3/8-inch × 6-inch steel cover plates using same detailing as above

These repair thresholds are based on CBC provisions for section loss and ensure adequate structural capacity with appropriate safety factors maintained.

3. Center Column Support System

Multiple beam webs at the central support exhibit corrosion damage requiring reinforcement (see attached images). Many of these deficiencies will be addressed through the replacement of deteriorated radial beams as previously described. For beams being retained in place with damaged web connections, vertical stiffener plates will be required to restore shear transfer capacity at the support.

Design Deficiency: The existing "crows nest" center support consists of an inverted plate steel cone structure positioned directly below the roof vent opening. It is supported by a single steel column. This configuration creates a significant operational problem: the enclosed cone limits adequate air circulation into and out of the tank interior. Limited air exchange occurs only through the narrow gaps between radial beams, resulting in poor ventilation that likely contributed to the accelerated corrosion observed throughout the structure.

Optional Recommendation: Replace the existing solid cone structure with an open "halo beam" support system (see attached images). This would consist of a circular steel beam supported by radial columns, allowing unrestricted air flow while maintaining equivalent structural support for the radial beams. This modification will:

- Significantly improve air circulation and ventilation
- Reduce moisture accumulation on steel surfaces
- Extend the service life of protective coatings
- Minimize future corrosion and maintenance requirements

CONCLUSIONS AND RECOMMENDATIONS

The inspection has identified substantial structural deterioration requiring comprehensive repair to maintain in order for the structure to comply with the CBC. The primary findings and recommended actions include:

1. Replace 61 corroded radial beams (19 inner ring, 42 outer ring) with new W8×10 sections
2. Install supplemental top flange bracing at 6-foot centers on all radial beams
3. Repair six deteriorated circumferential girders using welded cover plates
4. Reinforce corroded beam web connections at center support with vertical stiffeners
5. Optional: Replace solid cone center support with open halo beam system to improve ventilation

If the City elects to proceed with these repairs, VE Solutions Inc. will prepare details showing proper installation procedures, material requirements, welding details, and quality control provisions. The work that involves replacement in-kind will not be detailed but only stated in a document. These documents will provide the contractor with clear technical direction to execute the work in accordance with the CBC.

Please contact me if you have questions regarding these findings or require additional information to support project planning and budgeting decisions.

Sincerely yours,



Brad Friederichs, P.E.
California License No. S2780





Attachments: Photographic documentation of observed conditions

SITE PHOTOGRAPHS

1/16/2026



W8x10 Beam Deterioration



W8x10 Top Flange Corrosion Paint Showing Primer Debonded from Steel




W16x26 Girder Flange Corrosion



W8 Beam at Center Support



New Halo Type Support



VE SOLUTIONS, INC.

February 3, 2026

Mr. JP Davis
West Yost & Associates
2020 Research Park Dr., Ste 100
Davis, CA 95618

RE: Foothills Tank No. 2 – Supplemental Roof Structural Inspection Report

SUPPLEMENTAL INSPECTION FINDINGS

On January 31, 2026 it was requested that I do another inspection since the contractor had installed scaffolding inside the tank and was able to sand blast the areas that we previously observed from a distance. As well the sand blasting removed paint that was restricting observation of the corrosion damage to the beams. The additional blasting revealed more extensive corrosion of the structural roof beams in comparison to what was seen on previous site visit.

As a result, a total of 81 beams W8 roof beams exhibit deterioration that is beyond economical repair and require complete replacement:

The total beam replacement is:

- 21 of 32 beams at the inner ring (66%)
- 60 of 64 beams at the inner ring (94%)

The damaged beams to be replaced have been marked with green tape.

All of the other recommendations of the previous report are in effect and still valid.

Sincerely yours,

Brad Friederichs, P.E.
California License No. S2780



Where Value and Engineering Come Together

PO Box 2592 Carmichael, CA 95609-2592
(916) 505.0519 • bradf@vesolutions.net

*This page is intentionally left blank
to facilitate double-sided printing
and minimize paper use.*



CITY OF
FOLSOM
DISTINCTIVE BY NATURE