



FY 2023-24

CIP Proposed Budget

Presented by Scott Huizenga, Interim City Manager

September 7, 2023



CIP Assumptions and Methodology


- Uses Council-adopted CIP priorities
- Combination of cash and debt financing
- 20-year debt financing
- Phase-in of projects over five-year period



Available Funding Sources

- Unallocated General Fund Surplus
- Utility Capital Reserve Fee
- Utility Impact Fees
- Debt Issuance
 - General Obligation (GO) Bond — Election required; not typically used to fund utility improvements)
 - Certificate of Obligation (CO) — No election required, but voters retain the right of referendum
 - Revenue Bond — No election required; supported by utility revenue
 - Tax Notes — No election required, not subject to referendum by the citizens, maximum maturity of 7 years

Approved Five-Year CIP Projects




Drainage

- 10 Projects
- \$2.4 million



Roadways

- 3 projects
- \$10.5 million



Water/Wastewater

- 20 Projects
- \$20.1 million



Buildings

- 1 project
- \$800,000

Drainage



	2023	2024	2025	2026	2027	2028
Drainage 7840 Silver Spur Trail (Drainage CIP # 17)	28,796	-	-	-	-	-
Drainage 29010 Tivoli Way (Drainage CIP #34)	1,200,000	-	-	-	-	-
Drainage 7967 Turf Paradise Lane (Drainage CIP #37)	94,000	-	-	-	-	-
Drainage 7820 Rolling Acres Trail (Drainage CIP #5)	250,000	-	-	-	-	-
Drainage Rockinghorse Lane (Drainage CIP #61)	29,609	-	-	-	-	-
Drainage 28907 Chartwell Lane (CIP #35)	-	64,829	260,000	-	-	-
Drainage 8622 Delta Dawn (CIP# 15)	-	245,000	-	-	-	-
Drainage 8472 Rolling Acres Trail (CIP# 2)	-	-	65,000	150,000	-	-
Drainage 8040 Rolling Acres Trail (CIP# 4)	-	-	65,000	150,000	-	-
Drainage 7740 Pimlico Lane (CIP# 42)	-	-	109,465	-	-	-
Drainage 7420 Rolling Acres Trail (CIP#6)	-	-	-	108,867	108,867	510,000
Drainage 8426 Triple Crown (CIP# 41)	-	-	-	-	225,000	-
Drainage 8312 Triple Crown (CIP #43)	-	-	-	-	240,000	-
Drainage 29314 Sumpter Drive (CIP# 32)	-	-	-	-	-	61,829
Drainage 32030 Scarteen (CIP# 53)	-	-	-	-	-	61,829
Total Drainage	1,602,405	309,829	499,465	408,867	573,867	633,658



Roadways and Buildings

	2023	2024	2025	2026	2027	2028
Modify Chartwell and Dietz Intersection	98,126	-	-	-	-	-
Dietz Elkhorn Roadway reconstruction	300,915	309,235	253,128	1,843,760	1,843,760	-
Post Oak Tr Roadway reconstruction, TX Dot Grant	875,000	-	-	-	-	-
Connect sidewalk between Elkhorn Ridge subdivision	15,000	300,000	-	-	-	-
Battle Intense Reconstructing sidewalk curb.	54,500	-	-	-	-	-
Reconstruct Battle Intense Trailside	-	-	300,000	-	-	-
Rolling Acres Roadway reconstruction	-	-	-	373,901	373,901	2,492,673
Total Roadway	1,343,541	609,235	553,128	2,217,661	2,217,661	2,492,673
Plan and construct a civic/community center	412,815	800,000	-	-	-	-
Fire Station #3 Upgrades	-	150,000	-	-	-	-
Total Buildings	412,815	950,000	-	-	-	-



General Fund –Tax Rates and Impacts

Funding Required						
	2023	2024	2025	2026	2027	2028
Total Needed — All Projects	\$3,358,761	\$1,659,829	\$1,052,593	\$2,626,528	\$2,791,528	\$3,126,331
Potential Cash Funding		\$859,829	\$239,465	\$300,000	\$333,867	\$123,658
Debt Funding Needed		\$800,000	\$813,128	\$2,326,528	\$2,457,661	\$3,002,673

I&S Levy						
	2023	2024	2025	2026	2027	2028
I&S Tax rate/\$100 Valuation	0.0268	0.0238	0.0242	0.0255	0.0313	0.0367
Total I&S Levy	\$565,959	\$553,163	\$616,669	\$683,350	\$881,582	\$1,084,501
% Increase in I&S Levy		-2.26%	11.48%	10.81%	29.01%	23.02%


Average Homestead I&S Portion						
	2023	2024	2025	2026	2027	2028
I&S Portion	\$152	\$149	\$166	\$184	\$237	\$291

Unfunded Projects



	2023	2024	2025	2026	2027	2028
Drainage Ammann Road Low Water Cross (CIP# 1)	-	55,275	55,275	506,892	506,892	-
Ammann Road Reconstruction	-	373,901	373,901	2,492,673	2,492,673	-
Fire Station #3 Phase 2 Upgrades	-	326,400	-	-	-	-
Design and Construct a City Gateway Feature	-	500,000	-	-	-	-

Water



	2023	2024	2025	2026	2027	2028
Plant 2 Tank and Variable Frequency Drives (1W)	7,065	-	-	-	-	-
Replace Creek Crossings West (not Impact Fee)(6R)	144,196	-	-	-	-	-
Willow Wind Drive/Red Bud Hill Water Line (29R)	70,705	845,968	-	-	-	-
Build Elevated Storage Tank (2W)	50,000	736,313	3,480,000	3,480,000	-	-
Rolling Acres Trail Water Line Rehabilitation (28R)	66,794	587,443	-	-	-	-
Expand Plant No. 5 (impact fee) (5W)	15,000	1,270,000	-	-	-	-
Old Fredericksburg Waterline (21W)	291,920	260,000	-	-	-	-
Upgrade Elmo Davis Pump Station (1R, 2R)		385,000	-	-	-	-
Well 27 Electrical (15R) Add Variable Frequency		60,000	-	-	-	-
Well 31 Electrical (19R) Add Variable Frequency	-	60,000	-	-	-	-
Well 25 Electrical (New) Add Variable Frequency	-	60,000	-	-	-	-
Well 28 Electrical (New) Add Variable Frequency	-	60,000	-	-	-	-
Upgrade Electrical at Plant No. 3 Pump Station (5R)		-	71,557	294,489	-	-
Upgrade Electrical at Elmo Davis Pump Station (3R)		-	67,642	296,348	81,559	-
Well K6 Electrical (11R)	-	-	60,000	-	-	-
Well CR1 Electrical (16R)	-	-	60,000	-	-	-
Expand Elmo Davis Water Plant Zone C (Impact Fee) (6W)	-	-	-	178,661	973,198	256,790
Total Water	645,680	4,324,724	3,739,199	4,249,498	1,054,757	256,790

Wastewater



	2023	2024	2025	2026	2027	2028
Solids Handling Improvements (4R)	1,095,497	-	-	-	-	-
Wastewater Treatment Plant Phase 1 Expansion (2S)	100,000	2,531,000	2,531,000	-	-	-
Install Sewer Line and Decommission Falls Lift Station	-	-	-	104,957	721,654	-
Improvements at School Lift Station (8R)	-	-	-	280,575	-	-
Improvements at Deer Meadows Lift Stations No 1	-	-	-	-	159,563	-
Improvements at Deer Meadows Lift Stations No 2	-	-	-	-	159,563	-
Total Drainage	1,195,497	2,531,000	2,531,000	385,532	1,040,780	-



Utilities Fund – Service Fees

Funding Required						
	2023	2024	2025	2026	2027	2028
Total Needed — All Projects	\$1,841,177	\$6,855,724	\$6,270,199	\$4,635,030	\$2,095,537	\$256,790
Potential Cash Funding		\$240,000	\$259,199	\$283,618	\$400,685	\$256,790
Debt Funding Needed		\$6,615,724	\$6,011,000	\$4,351,412	\$1,694,852	-

Debt Service Fees						
	2023	2024	2025	2026	2027	2028
Water Debt Service Fee	\$7.43	\$7.32	\$15.77	\$24.03	\$29.52	\$31.49
Wastewater Debt Service Fee	\$2.29	\$2.26	\$8.68	\$15.00	\$19.18	\$20.68

Capital Reserve Fees						
	2023	2024	2025	2026	2027	2028
Water Capital Reserve Fee	\$7.36	\$7.36	\$7.36	\$7.36	\$7.36	\$7.36
Wastewater Cap Reserve Fee	\$4.51	\$4.51	\$4.51	\$4.51	\$4.51	\$4.51

Draft Timeline



*if bond election is successful

**City can authorize reimbursement of expenditures prior to bond issuance



Questions?