

Ring Power



Brooksville
352-796-4978

Daytona Beach
386-947-3363

Gainesville
352-371-9983

St. Augustine
904-737-7730

Lake City
386-755-3997

Lakeland
863-606-0512

Ocala
352-732-2800

Orlando
407-855-6195

Palm Bay
321-952-3001

Perry
850-584-2800

Pompano Beach
854-977-5010

Sarasota
941-753-7535

Tallahassee
850-562-2121

Tampa
813-671-3700

Tarpon Springs
727-938-1515

QUOTE PER THE SOUCEWELL CONTRACT

Quote Prepared For:
City of Eustis

10/6/2022

(1) NEW WEILER P265 COMMERCIAL PAVER

CONTRACT DETAILS

Sourcewell Contract
Contract # 060122-WLR
Maturity Date: August 1, 2026

BASE MACHINE SPECIFICATIONS

WEILER P265 COMMERCIAL PAVER, BASE UNIT	\$162,254
CAT 3.4 TIER IV DIESEL ENGINE, RATED AT 74 HP	INCL
2-SPEED HYDROSTATIC DRIVE W/ 250 FPM SPEED	INCL
AUTO TRACK TENSIONING SYSTEM	INCL
5 TRACK ROLLERS PER SIDE	INCL
HYDRAULIC DRIVEN 12kW GENERATOR	INCL
DUAL SIDE OPERATION	INCL
CABLE OPERATED GROUND DRIVE SYSTEM	INCL
PUSH-BUTTON KEYPAD FOR FEEDER SYSTEM	INCL
LCD MONITOR	INCL
7-TON HOPPER	INCL
REPLACEABLE FLOOR PLATES	INCL
HEAVY DUTY CONVEYOR CHAINS AND FLIGHT BARS	INCL
REVERSIBLE AUGERS AND CONVEYORS	INCL
FLOW GATE STYLE CUTOFF DOORS	INCL
ADJUSTABLE PUSH ROLLER	INCL
ELECTRIC SCREED HEAT	INCL
3/8" THICK SCREED PLATES	INCL
MANUAL CROWN ADJUSTMENT, +- 3%	INCL
8 GALLON SPRAYDOWN SYSTEM W/ 4 COILED HOSES	INCL
BRAIDED ELECTRICAL HARNESSSES	INCL
SEALED CONNECTIONS	INCL
12V ELECTRIC SYSTEM W/ AUTO STYLE FUSES	INCL
REMOTE GREASE FITTINGS	INCL
5 ENGINE ACCESS DOORS	INCL
LOCKABLE VANDALISM DOORS	INCL
LOCKABLE ENGINE ACCESS DOORS	INCL

010-8600-538-60-04
Contract Pricing.

Ring Power

Brooksville
352-796-4978

Daytona Beach
386-947-3363

Gainesville
352-371-9983

St. Augustine
904-737-7730

Lake City
386-755-3997

Lakeland
863-606-0512

Ocala
352-732-2800

Orlando
407-855-6195

Palm Bay
321-952-3001

Perry
850-584-2800

Pompano Beach
854-977-5010

Sarasota
941-753-7535

Tallahassee
850-562-2121

Tampa
813-671-3700

Tarpon Springs
727-938-1515

7' 8" TO 14' 4" PAVING WIDTH SCREED	\$52,737
US, CANADA ENGLISH LANGUAGE & DECAL GROUP	\$469
PREMIUM LIGHTING GROUP, 8 LED LIGHTS	\$1,264
SONIC CONTROLLED AUGERS	\$3,785
LED STROBE LIGHT KIT	\$579
HYDRAULIC TOW POINTS	\$6,482
TOPCON PREP GROUP	\$1,760
14" POLY TRACK PADS	<u>\$3,722</u>
SUBTOTAL	\$233,052
LESS 10% SOURCEWELL DISCOUNT	<u>(\$23,305)</u>
TOTAL MACHINE SPECIFICATIONS	\$209,747

ADDITIONAL ITEMS


	FREIGHT PER SOURCEWELL CONTRACT	\$3,300
	PREP AND DELIVER PER SOURCEWELL CONTRACT	\$3,500
464-9903	PRODUCT LINK PL243	\$1,100
452-2740	VISION LINK MONITORING	<u>\$600</u>
	TOTAL OF ADDITIONAL ITEMS	\$8,500

TOTAL TRANSACTION PRICE**\$218,247**

Best regards,


Scott Starkweather
Sales Representative
Ring Power Corporation

P265 COMMERCIAL PAVER




SIMPLE OPERATION.

Mechanical controls provide simple and reliable operation. Push button keypads for feeder system and cable operated ground drive controls allow operation from either side of the machine.



HEAVY DUTY SCREED.

The Weiler designed 3,000 lb (1,360 kg) screed delivers outstanding mat quality and a paving range of 7' 8" (2.3 m) to 14' 4" (4.4 m). Weiler's patented end gate design allows quick adjustments for extension height and joint matching.




PRECISE CONTROL.

Screed mounted upper and lower 9" (228 mm) augers and independent control of each side of the delivery system provide precise material control for variable width paving. Flow gate style cut-off doors and reversible augers and conveyors limit spillage between passes.




DURABLE COMPONENTS.

Highway class chains, conveyor and auger bearings and direct-drive conveyor head shaft provide long-term reliability. Replaceable components maximize the life of the paver.



POWER TO PUSH.

Cat® C3.4B Tier 4 engine with 74 hp (55 kW) powers the best-in-class 70" (1778 mm) track length undercarriage through a 2-speed hydrostatic drive. Optional 14" (356 mm) performance, poly pads and standard 125 mm track chain pitch optimize the ride with a 250 fpm (76 mpm) max transport speed.



FAST SERVICE.

Remote grease lines, spray down system with four (4) coiled hoses located on each corner of the paver, five (5) engine access doors and Caterpillar dealer service and support keep your machine up and running with limited machine down time.

P265 SPECIFICATIONS

WEIGHT	16,200 lb	7348 kg	SCREED WEIGHT	3,000 lb	1360 kg	ENGINE	Cat® C3.4B Tier 4F
LENGTH	12' 7"	3835 mm	MAIN PLATE WIDTH	16.5"	419 mm	PAVING SPEED	150 fpm 45 mpm
WIDTH	98"	2489 mm	EXTENSION PLATE WIDTH	9"	228 mm	TRANSPORT SPEED	250 fpm 76 mpm
HEIGHT	70"	1778 mm	SCREED HEAT	Electric - 4 elements		FUEL CAPACITY	26 gal 98 L
TRUCK CLEARANCE	18"	457 mm	VIBRATION	1 x 2500 vpm		HYDRAULIC CAPACITY	30 gal 113 L
AUGER DIAMETER	9"	228 mm	AUGER SPEED	110 rpm			

POWERTRAIN

Cat® C3.4B Tier 4F engine with 74 hp (55 kW) and no DEF
 2-Speed hydrostatic drive, 250 fpm (76 mpm) transport speed
 Automatic track tensioning
 70" (1778 mm) track length with 53" (1346 mm) of ground contact
 14" (356 mm) performance, poly track pad option
 5 track rollers per side
 125 mm track chain pitch
 Hydraulically driven 12 kW generator

OPERATING ENVIRONMENT

Dual side operation
 Cable operated ground drive controls
 Push button keypads for feeder system
 LCD display provides conditions and diagnostics
 Pause mode enables return to same settings

MATERIAL DELIVERY

7-ton (6.35 mt) hopper
 Replaceable floor plates
 Heavy-duty chains and flight bars
 Direct-drive conveyor head shaft
 Reversible augers and conveyors
 Flow gate style cut-off door
 Independent auger and conveyor control
 Adjustable push roller
 Independent hopper control

SALES AND SERVICE

Sold and serviced exclusively through Caterpillar dealers worldwide.

WWW.WEILERPRODUCTS.COM

SCREED

7' 8" (2.3 m) to 14' 4" (4.4 m) standard paving width
 4 element electric heated screed
 3/8" (9.5 mm) thick screed plates
 Screed mounted upper and lower 9" (228 mm) augers
 Sonic feed sensors optional
 Manual crown adjustment (+-3%)
 Folding rear walkway
 Patented end gate design

SERVICE/MAINTENANCE

8-gal (30 L) spray down system with 4 coiled hoses
 Braided electrical harnesses and sealed connections
 Color-coded electrical wires
 12-volt electric system with automotive-type fuses
 Remote grease fittings
 5 engine access doors
 Lockable vandal cover and engine access doors

OPTIONAL EQUIPMENT

14" (356 mm) poly track pads
 LED strobe light
 Work lights (4)
 Premium LED lights (8)
 Sonic controlled augers
 Heated end gates

WARRANTY

12 months standard. Extended warranty available.

QEX02394