

# Effingham County Board of Commissioners



## Budget FY 2024

For the fiscal year July 1, 2023 to June 30, 2024

May 16, 2023 — First Reading

It is the Mission of the Effingham County Board of Commissioners to provide, through the highest integrity, a county government which will assure our citizens a safe and healthy environment to encourage and promote a high quality of life.

*Administrative Complex  
804 S. Laurel Street  
Springfield, Georgia 31329  
(912)754-2123*

**Mr. Wesley Corbitt**

*Chairman-at-large*

**Mr. Forrest Floyd**

*District 1*

**Mr. Roger Burdette**

*District 2*

**Mr. Jamie DeLoach**

*District 3*

**Mr. Reggie Loper**

*District 4*

**Mr. Phil Kieffer**

*District 5*

---

**Tim Callanan**

*County Manager*

**Stephanie Johnson**

*County Clerk*

[This page intentionally left blank.]

**STATE OF GEORGIA  
COUNTY OF EFFINGHAM**

**FISCAL YEAR 2024 BUDGET ORDINANCE**

AN ORDINANCE TO ADOPT THE FISCAL YEAR 2024 BUDGET FOR EACH FUND OF EFFINGHAM COUNTY, GEORGIA, APPROPRIATING THE AMOUNTS SHOWN IN EACH FUND WITHIN SAID BUDGET AS EXPENDITURES/EXPENSES, ADOPTING THE SEVERAL ITEMS OF PROJECTED REVENUE, ESTABLISHING THE LEGAL LEVEL OF CONTROL WITHIN EACH FUND/DEPARTMENT, PROHIBITING EXPENDITURES AND EXPENSES FROM EXCEEDING THE ACTUAL FUNDING AVAILABLE, AUTHORIZING IMPLEMENTATION OF CERTAIN REVENUE FEES, PERSONNEL IMPROVEMENTS, PUBLIC SAFETY IMPROVEMENTS, AND FOR OTHER PURPOSES

**WHEREAS**, as used in this ordinance, the term:

(1) "Budget" means a plan of financial operation embodying an estimate of proposed expenditures during a budget period and the proposed means of financing them;

(2) "Budget period" means Fiscal Year 2024, more particularly defined as the fiscal year beginning on July 1, 2023 and ending on June 30, 2024;

(3) "Capital projects fund" means a fund used to account for financial resources to be used for the acquisition or construction of major capital facilities other than those financed by resources from proprietary type activities which are accounted for in enterprise funds or those financed with funds held by the local government in a trustee capacity;

(4) "Debt service fund" means a fund used to account for the accumulation of resources for and the payment of general long-term debt principal and interest;

(5) "Department" means a departmental unit for which funding is allocated by the Board of Commissioners of Effingham County, including, but not limited to, departments operated by other elected or appointed officials, such as the Board of Assessors, Board of Equalization, Board of Elections and Registrations, Sheriff, Magistrate Court, Probate Court, State Court, Solicitor General, Superior Court Clerk, and Tax Commissioner.

(6) "Enterprise fund" means a fund used to account for operations that are financed and operated in a manner similar to private business enterprises where the intent of the governing authority is that the costs (meaning expenses, including depreciation) of providing goods and services to the general public on a continuing basis be financed or recovered primarily through user charges or where the governing authority has decided that periodic determination of revenues earned, expenses incurred, or net income is appropriate for capital maintenance, public policy, management control, accountability, or other purposes

(7) "Fiduciary fund" means those trust and agency funds used to account for assets held by a local government in a trustee capacity or as an agent for individuals, private organizations, other governmental units, or other funds;

(8) "Fund" means a fiscal and accounting entity with a self-balancing set of accounts recording cash and other financial resources, together with all related liabilities and residual equities or balances, and changes therein, which is segregated for the purpose of carrying on specific activities or attaining certain objectives in accordance with special regulations, restrictions, or limitations;

(9) "General fund" means the fund used to account for all financial resources except those required to be accounted for in another fund;

(10) "Governing authority" means the Board of Commissioners of Effingham County, Georgia;

(11) "Internal service fund" means a fund used to account for the financing of goods or services provided by one department or agency to other departments or agencies of the governmental unit or to other governmental units on a cost-reimbursement basis;

(12) "Legal level of control" means the lowest level of budgetary detail at which a department head or elected official may not reassign resources without approval of the Board of Commissioners;

(13) "Special revenue fund" means a fund used to account for the proceeds of specific revenue sources, other than those for major capital projects or those held by the government in a trustee capacity, that are legally restricted to expenditure for specified purposes;

(14) All funds are to be setup and financial transactions recorded in accordance with GAAP (Generally Accepted Accounting Principles) and GASB (Governmental Accounting Standards Board, and as prescribed by the State of Georgia Uniform Chart of Accounts. Accounts

**WHEREAS**, O.C.G.A. § 36-81-2(b)(1) and sound fiscal management practices require the Board of Commissioners to adopt and operate under an annual balanced budget for the general fund, each special revenue fund, and each debt service fund in use by the local government; and

**WHEREAS**, O.C.G.A. § 36-81-2(b)(2) requires the Board of Commissioners adopt and operate under a project-length balanced budget for each capital projects fund in use by the government in the year that the project initially begins, and further requires that the project-length balanced budget shall appropriate total expenditures for the duration of the capital project; and

**WHEREAS**, a budget ordinance or resolution is balanced when the sum of estimated revenues and appropriated fund balances is equal to appropriations; and

**WHEREAS**, the County Manager of Effingham County has presented a proposed Fiscal Year 2024 budget to the Board of Commissioners for each of the several funds for which the Board of Commissioners is responsible, and

**WHEREAS**, the proposed Fiscal Year 2024 budget is an estimate of the financial requirements at the legal level of control for each fund requiring a budget and provides a

statement of the amount budgeted for anticipated revenues by source and the amount budgeted for expenditures at the legal level of control; and

**WHEREAS**, the proposed Fiscal Year 2024 budget proposes certain levies and charges to finance expenditures within each fund, and lists the anticipated revenues to be derived therefrom; and

**WHEREAS**, the proposed Fiscal Year 2024 budget projects that, within each fund, projected revenues including the use of fund balances shall equal proposed expenditures, and is therefore a balanced budget within each such fund; and

**WHEREAS**, the County Manager has further recommended certain revenue fees, personnel changes and improvements, and public safety improvements, for which funding is included in the several departmental budgets presented herewith, together;

**WHEREAS**, the County Manager has further recommended that a Legal Level of Control be established within each department's overall total of expenditures;

**NOW THEREFORE, BE IT ORDAINED** that the proposed Fiscal Year 2024 budget, as presented to the Board on May 16, 2023, and including amendments presented to the Board on June 06, 2023, is adopted and approved as the Fiscal Year 2024 Budget for Effingham County, Georgia. Said budget, which is on file with the Clerk of the Board of Commissioners, is adopted by reference and incorporated herein.

**BE IT FURTHER ORDAINED** that the several items of revenues, other financial resources, and sources of cash projected to be available as reflected in the Fiscal Year 2024 budget, together with the several amounts allocated for each fund for expenditures or expenses, are hereby approved at the line-item level and appropriated to the departments identified in each fund.

**BE IT FURTHER ORDAINED** that the legal level of control shall be set at the department level, and expenditures within each department shall not exceed the appropriations authorized by this budget,

**BE IT FURTHER ORDAINED** that the Board of Commissioners may amend the Fiscal Year 2024 budget so as to adapt to changing governmental needs during the budget period. Amendments shall be made as follows:

- (1) Any increase in appropriation above the legal level of control of the Board of Commissioners, whether accomplished through a change in anticipated revenues in any fund or through a transfer or re-assignment of appropriations, shall require the approval of the Board of Commissioners by ordinance or resolution. Appropriation increases are to be brought before the board at least quarterly. The Manager may effect changes within the personnel budget of one or more departments as long as there is no increase in the amount appropriated by the Board within those departments. The Manager may make changes in percentages of personnel charged between funds, hold positions unfilled and or use emergency hire funding in department 11 to appropriate funds to individual departments funded by the general fund and special funds.
- (2) Transfers of funds between funds and or expenditure appropriations within any fund below the legal level of control established by the Board of Commissioners

and or between county funds shall require only the approval of the Finance Director and County Manager; except that the Sheriff, Tax Commissioner, Magistrate Judge, Probate Court Judge, State Court Judge, Solicitor General, and Superior Court Clerk, as elected officials, may transfer or re-assign appropriations to their department within any expenditure category below the legal level of control upon written notice to the County Manager and Finance Director.

- (3) The Board of Commissioners directs and authorizes the County Manager and the Finance Director to record revenue and expenditures in accordance with Generally Accepted Accounting Principles and the standards of the Governmental Accounting Standards Board, and as prescribed by the State of Georgia Uniform Chart of Accounts, to increase revenue budgets to reflect receipts exceeding those budgeted, and to facilitate the movement of funds for the operation of county government.
- (4) The Board of Commissioners may amend the legal level of control to establish a more detailed level of budgetary control at any time during the budget period by ordinance or resolution.
- (5) The Board of Commissioners directs and authorizes the County Manager and the Finance Director to review and use forfeitures for the reduction of current expense and or repayment of errors.

**BE IT FURTHER ORDAINED** that no expenditure shall be made from funds appropriated by the Board of Commissioners except in accordance with all federal and state laws and regulations, and ordinances, resolutions, and policies adopted by the Board of Commissioners governing expenditures for capital improvements, goods, supplies, and services.

**BE IT FURTHER ORDAINED** that the vehicle fleet operated and insured by the County shall not exceed 273 vehicles, unless the Board of Commissioners authorizes the acquisition of vehicles over this limit. Heavy equipment such as motor graders do not count towards the fleet limit set by the Board of Commissioners. Ambulances and fire engines do count towards the fleet limit.

**BE IT FURTHER ORDAINED** that the personnel count of the Effingham County Board of Commissioners is set at 533.72 full-time equivalents (FTE) and the count shall not exceed this number unless authorized by the Board of Commissioners.

**SO ORDAINED** by the Effingham County Board of Commissioners this 6th day of June 2023

ATTEST:

---

Wesley Corbitt, Chairman

ATTEST:

---

Stephanie Johnson, County Clerk

**FIRST READING:**

May 16, 2023

**SECOND READING:**

June 06, 2023

	Page #
<b>Introduction</b>	
Reader's guide .....	1
Governmental structure and organization.....	2
Boards, committees, and commissions.....	3
<b>General Fund</b>	
General Fund overview .....	4
Historic chart data .....	5
Graphical review of revenue and current projections.....	6
Graphical views of historical expenditures and proposed based on service area.....	7
Graphical view of trends by service area 1 .....	8
Graphical view of trends by service area 2 .....	9
Graphical view prior millage rate.....	10
Graphical view budgeted millage rate.....	11
Capital projects requested and approved.....	12
Historic chart changes in departmental budgets .....	16
Historic chart changes in departmental personnel budgets .....	17
<b>General Fund Departmental Detail</b>	
002 District Attorney's Office.....	18
003 Solicitor.....	19
004 Probate Court.....	20
005 Superior Court Clerk.....	21
006 State Court .....	23
007 Court Services.....	24
008 Board of Elections.....	25
009 Juvenile Court.....	26
010 Magistrate Court.....	27
011 County Commissioners.....	28
012 Tax Assessor.....	29
013 Tax Commissioner.....	31
014 Human Resources.....	32
015 Finance.....	33
016 Prison.....	34
017 Sheriff's Office.....	35
018 Sheriff's Office - Jail.....	38
019 Emergency Medical Services.....	40
020 Effingham Emergency Management Agency.....	42
021 Facilities Maintenance.....	43
022 Animal Shelter.....	44
026 Georgia Division of Family & Children Services.....	45
028 University of Georgia Extension Office.....	46
032 Senior Citizens Congregate Meals.....	47
033 Senior Citizens Home Delivered Meals.....	48
040 Family Connection.....	49
051 Other Agencies.....	50
053 Probation.....	51
058 Coroner.....	52
060 Fleet Maintenance.....	53
062 Inmate Medical.....	54
070 Board of Equalization.....	55
111 County Manager.....	56
117 Sheriff's Office - School Resource Officers.....	57
136 Information Technology.....	58
225 Geographic Information Systems.....	59



	Page #
<b>Special Funds</b>	
Special Funds overview .....	60
Special Tax District overview.....	61
Historic changes in departmental budgets .....	62
Historic chart changes in departmental personnel budgets .....	63
<b>Special Funds Departmental Detail</b>	
001 Special Tax District.....	64
023 Sanitation.....	65
025 Public Works.....	66
029 Recreation & Sports Management.....	67
030 Parks & Landscapes.....	69
035 E-911.....	70
036 Federal Drug.....	71
037 SPLOST Roads.....	72
038 SPLOST Buildings.....	73
039 SPLOST Recreation.....	74
041 SPLOST Equipment.....	75
042 Debt Service.....	77
047 SPLOST Drainage.....	78
055 Fire & Rescue.....	79
061 Wastewater Treatment Plant.....	81
065 SPLOST Technology.....	83
099 SPLOST Cities.....	84
100 SPLOST Water & Sewer.....	85
105 Water & Sewer Operating.....	86
106 Water Projects (bonds).....	88
153 Drug Abuse Treatment & Education.....	89
219 Sheriff Special Revenue.....	90
223 Dry Waste & Recycling Center.....	91
230 Juvenile Services.....	92
231 American Rescue Plan Act.....	93
236 State Drug.....	94
240 Jail Construction & Staffing.....	95
245 Prison Commissary.....	96
272 Development Services.....	97
273 Senior Citizens Activity.....	99
274 Hospital Indigent.....	100
276 Hotel/ Motel Tax.....	101
322 SPLOST 2021.....	102
335 TSPLOST.....	104
560 Stormwater.....	106
600 Self-funded Insurance.....	107

# Introduction | 2024

## Reader's Guide

This budget describes how the Effingham County Board of Commissioners plans to meet the needs of Effingham County residents and visitors, and provides a funding structure that is fiscally responsible. This budget is designed to allow for the effective management of governmental operations. This budget is presented in five sections:

### ***Introduction***

The Introduction provides descriptions of the composition of the County's government through boards, commissions, and committees and their general structure and organization.

### ***General Fund***

The General Fund includes budget overview, summaries, and departmental details of each County department funded by the County's General Fund. The General Fund comprises departments that rely on property tax revenue and provide services County-wide without regard to local or municipal boundaries.

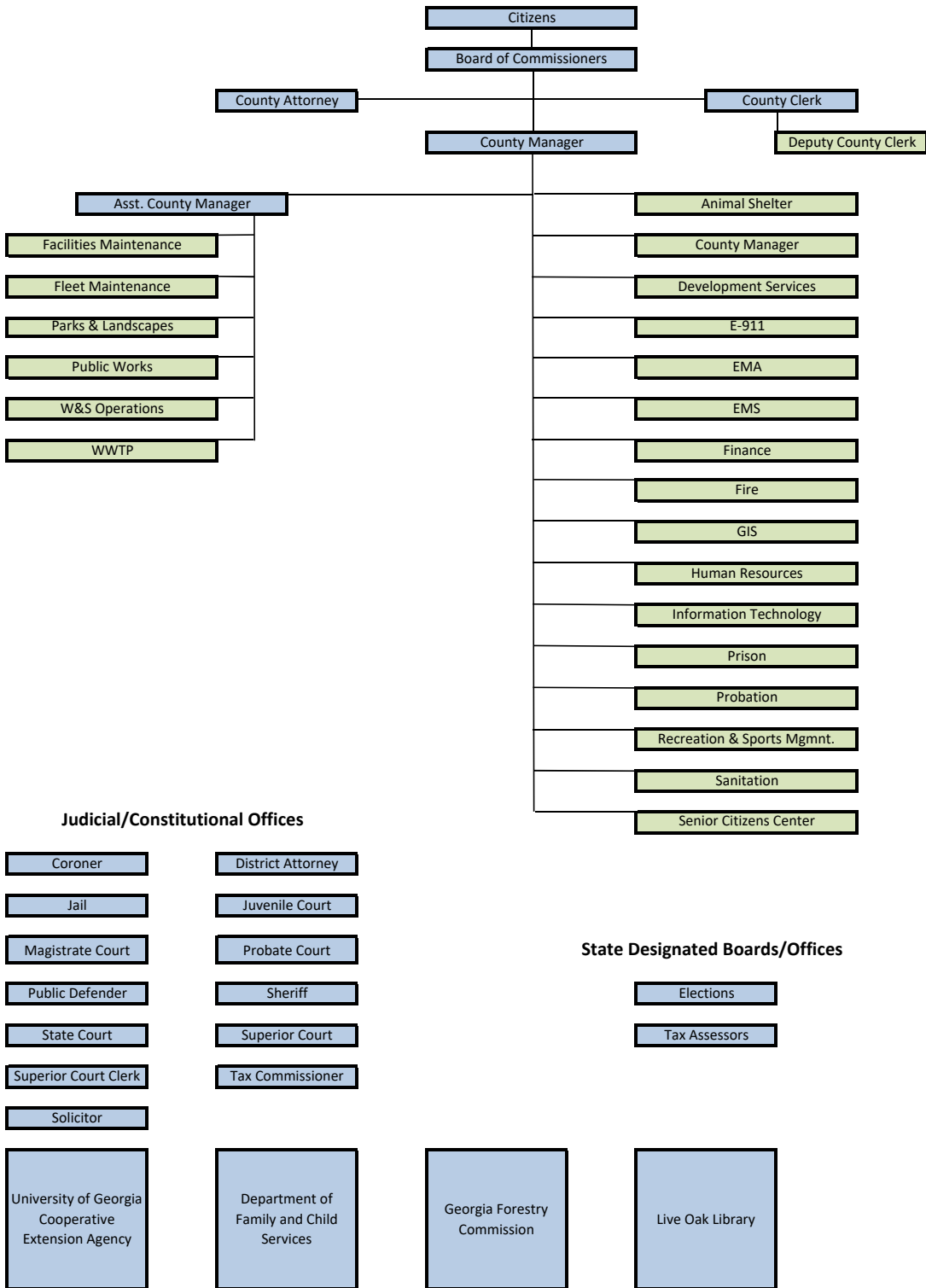
### ***Special Funds***

The Special Funds section also includes a budget overview, summary and departmental details of each County department that is funded by a Special Fund. These funds include enterprise funds and/or funds that have revenue that is used to directly provide a special governmental service. These services can be limited to unincorporated citizens only as municipalities may provide a duplicate service, examples include: Sanitation, Development Services, Fire Protection and a host of other such services.

### ***Special Tax District***

The Special Tax District includes a budget overview and summary detail for the budgeted allocation of Special Tax District revenue. The Special Tax District is a result of service delivery negotiations and agreements with the cities of Guyton, Rincon, and Springfield.

# Effingham County Organizational Chart



# Introduction - Boards & Committees | 2024

---

## **Boards, Committees, and Commissions**

Aging Services Advisory Council CRC  
Board of Elections  
Board of Equalizations  
Coastal Area District Development Authority  
Coastal Georgia Resource Conservation  
Communications Commission  
Construction Board of Adjustments & Appeals  
Department of Family and Children Services  
Effingham County Family Connection Board  
Gateway Community Services  
Health Board  
Historic Preservation Advisory Council CRC  
Hospital Authority  
Industrial Development Authority  
Library Board  
Middle Coastal Unified Development Authority  
Planning Board  
Recreation Board  
The Savannah Harbor - Interstate 16 Corridor Joint Development Authority  
Seacoast Workforce Development Board  
South Coastal Regional MHMRSA Board  
Southeast Georgia Regional IX EMS Council  
Tax Assessor's Board  
Transportation Board  
Workforce Development Board  
Veterans Park Board

Effingham County

General Fund Overview - Revenue, Expense and Millage

2024

<b>Budget Summary</b>							
	<b>FY 2023 Requested</b>	<b>FY 2023 Adopted</b>	<b>FY 2024 Requested</b>	<b>FY 2024 Proposed</b>	<b>Diff 2023 / 2024 Proposed</b>	<b>FY 2024 Diff Request /Proposed</b>	<b>2023 / 2024 % Chg</b>
<b>Expenditures</b>							
Personnel	\$ 26,502,917.37	\$ 27,860,440.53	\$ 30,543,054.42	\$ 31,338,750.73	\$ 3,478,310.19	\$ 795,696.31	<b>12.48%</b>
Services	\$ 5,520,606.33	\$ 5,729,934.09	\$ 6,219,290.62	\$ 6,317,778.99	\$ 587,844.90	\$ 98,488.37	<b>10.26%</b>
Supplies	\$ 2,179,868.77	\$ 3,390,421.93	\$ 3,563,385.41	\$ 3,567,635.41	\$ 177,213.48	\$ 4,250.00	<b>5.23%</b>
Capital	\$ 5,752,692.00	\$ 5,186,260.00	\$ 3,164,179.24	\$ 2,923,319.24	\$ (2,262,940.76)	\$ (240,860.00)	<b>-43.63%</b>
Other	\$ 2,384,054.96	\$ 2,855,162.24	\$ 3,252,936.40	\$ 3,305,434.84	\$ 450,272.60	\$ 52,498.44	<b>15.77%</b>
Transfer 911	\$ 352,398.26	\$ 352,398.26	\$ 402,720.35	\$ 402,720.35	\$ 50,322.09	\$ -	<b>14.28%</b>
Transfer Drywaste Center	\$ 67,687.00	\$ 67,687.00	\$ 68,000.00	\$ 68,000.00	\$ 313.00	\$ -	<b>0.46%</b>
Transfer to Capital Fund	\$ -	\$ -	\$ -	\$ -	\$ -	\$ -	<b>0.00%</b>
<b>Total</b>	<b>\$ 42,760,225</b>	<b>\$ 45,442,304</b>	<b>\$ 47,213,566</b>	<b>\$ 47,923,640</b>	<b>\$ 2,481,336</b>	<b>\$ 710,073</b>	<b>5.46%</b>
<b>Revenues</b>							
Functional Revenues	\$ 7,312,358.97	\$ 7,312,358.97	\$ 8,410,262.90	\$ 8,410,262.90	\$ 1,097,903.93	\$ -	<b>15.01%</b>
All Prop Tax & Prior	\$ 22,849,172.26	\$ 22,849,172.26	\$ 21,901,912.76	\$ 21,901,912.76	\$ (947,259.50)	\$ -	<b>-4.15%</b>
Lost	\$ 10,697,828.34	\$ 10,697,828.34	\$ 13,042,450.41	\$ 13,042,450.41	\$ 2,344,622.07	\$ -	<b>21.92%</b>
Other Revenues	\$ 1,710,811.03	\$ 1,710,811.03	\$ 2,042,260.00	\$ 2,042,260.00	\$ 331,448.97	\$ -	<b>19.37%</b>
Fund Balance	\$ 2,872,133.45	\$ 2,872,133.45	\$ 2,526,753.49	\$ 2,526,753.49	\$ (345,379.96)	\$ -	<b>-12%</b>
<b>Total</b>	<b>\$ 45,442,304</b>	<b>\$ 45,442,304</b>	<b>\$ 47,923,640</b>	<b>\$ 47,923,640</b>	<b>\$ 2,481,336</b>	<b>\$ -</b>	<b>5.46%</b>

# Effingham County Budget - General Fund

2024

## Expenditure Overview

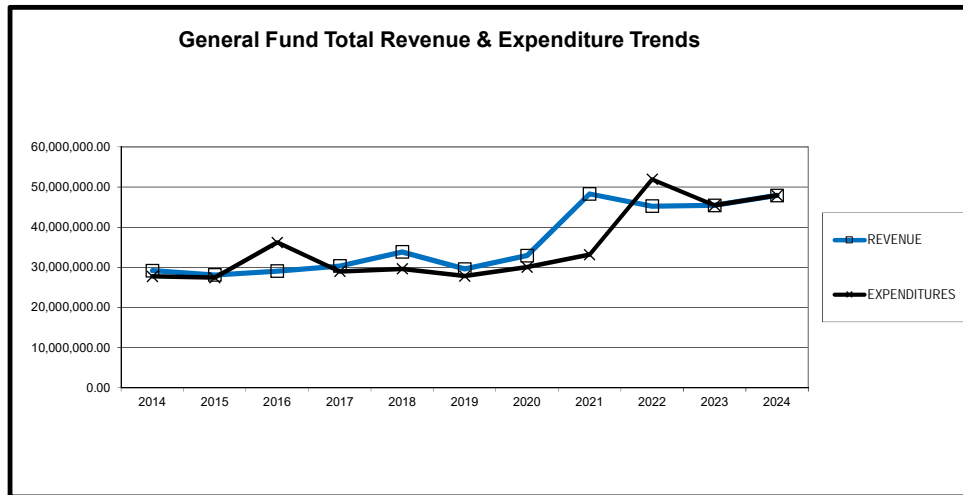
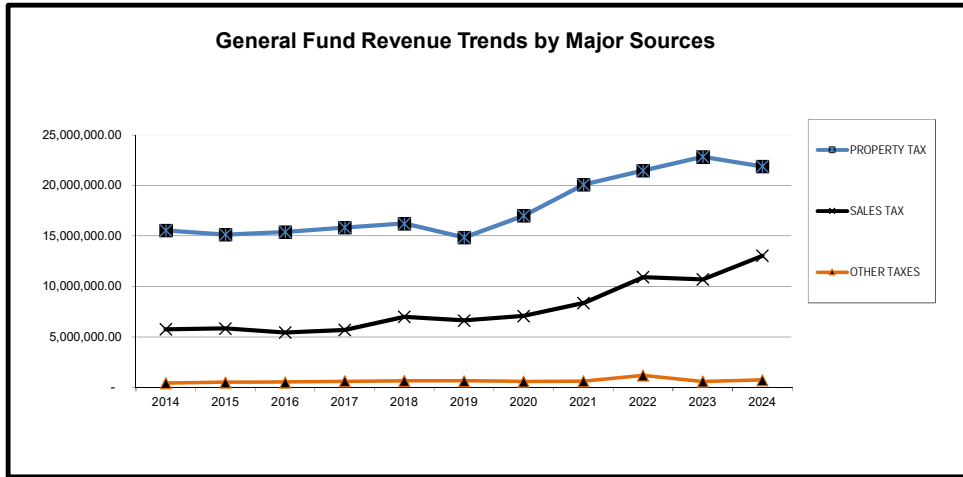
	FY 2019	FY 2020	FY 2021	FY 2022	FY 2023	FY 2024	%
Expenditure	Adopted	Adopted	Adopted	Adopted	Adopted	Proposed	Change
Personnel	\$19,597,038.00	\$21,250,319.52	\$21,898,671.69	\$25,557,515.80	\$27,860,440.53	31,338,750.73	12.48%
Services	\$5,445,312.00	\$4,043,320.81	\$4,266,686.50	\$5,096,085.97	\$5,729,934.09	6,317,778.99	10.26%
Supplies	\$2,545,300.00	\$2,671,800.00	\$2,892,825.00	\$3,190,916.00	\$3,390,421.93	3,567,635.41	5.23%
Capital	\$0.00	\$630,000.00	\$1,215,000.00	\$3,628,443.60	\$5,186,260.00	2,923,319.24	-43.63%
Other	\$1,109,628.00	\$1,326,289.26	\$1,142,892.08	\$2,852,483.24	\$2,855,162.24	3,305,434.84	15.77%
Transfer 911	\$90,627.00	\$23,207.46	\$0.00	\$191,013.22	\$352,398.26	402,720.35	14.28%
Transfer Drywaste Center	\$66,000.00	\$66,000.00	\$64,100.00	\$65,490.00	\$67,687.00	68,000.00	0.46%
Transfer Capital Fund	\$0.00	\$0.00	\$0.00	\$0.00	\$0.00	\$0.00	n/a
<b>Total</b>	<b>\$28,853,905</b>	<b>\$30,010,937</b>	<b>\$31,480,175</b>	<b>\$40,581,948</b>	<b>\$45,442,304</b>	<b>\$47,923,640</b>	<b>5.46%</b>

## Revenue Overview

	FY 2019	FY 2020	FY 2021	FY 2022	FY 2023	FY 2024	%
Revenues	Adopted	Adopted	Adopted	Adopted	Adopted	Proposed	Change
Functional Revenues	\$7,024,501.00	\$6,699,387.67	\$7,228,794.03	\$7,559,786.94	\$7,312,358.97	\$ 8,410,262.90	15.01%
Property Tax & Prior PT	\$13,938,728.00	\$15,377,446.16	\$16,044,099.72	\$20,613,689.37	\$22,849,172.26	\$ 21,901,912.76	-4.15%
Lost	\$7,032,854.00	\$6,585,970.55	\$6,157,230.61	\$7,520,999.01	\$10,697,828.34	\$ 13,042,450.41	21.92%
Other Revenues	\$857,822.00	\$1,114,768.80	\$1,024,569.76	\$3,806,727.09	\$1,710,811.03	\$ 2,042,260.00	19.37%
Fund Balance	\$0.00	\$233,363.91	\$1,025,481.14	\$1,080,745.41	\$2,872,133.45	2,526,753.49	-12.03%
<b>Total</b>	<b>\$28,853,905</b>	<b>\$30,010,937</b>	<b>\$31,480,175</b>	<b>\$40,581,948</b>	<b>\$45,442,304</b>	<b>\$47,923,640</b>	<b>5.46%</b>

# Graphical View - Revenues | 2024

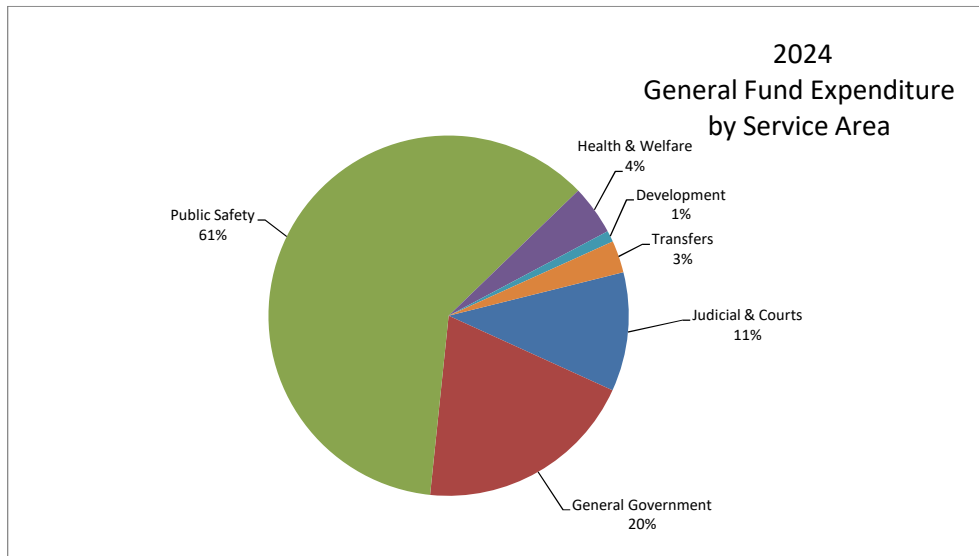
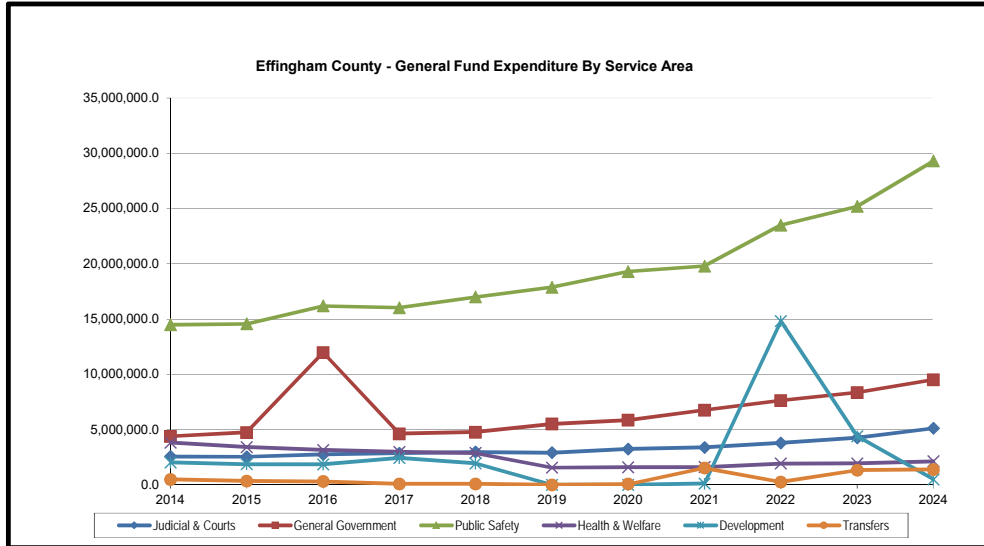
## Effingham County Graphical Review of Revenues and Current Projections 2022 and prior are actuals. 2023 and 2024 are budget figures



# Graphical View - Service Areas | 2024

## Effingham County Graphical Review of Actual Expenditures & Adopted

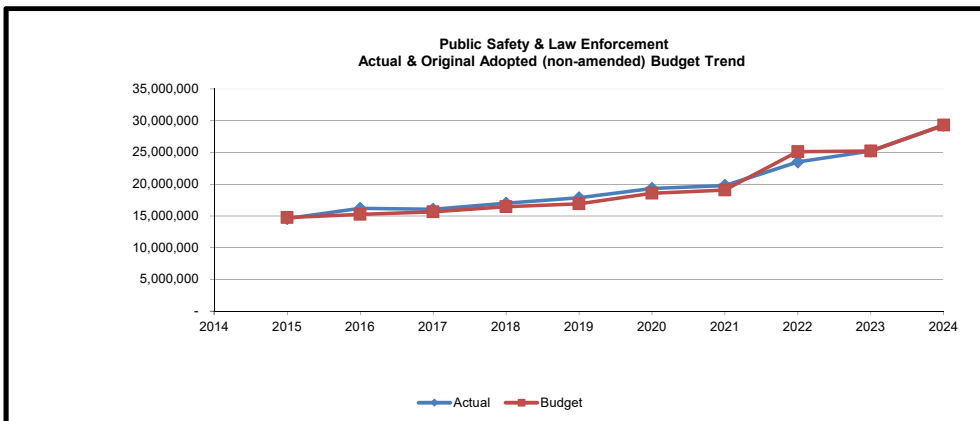
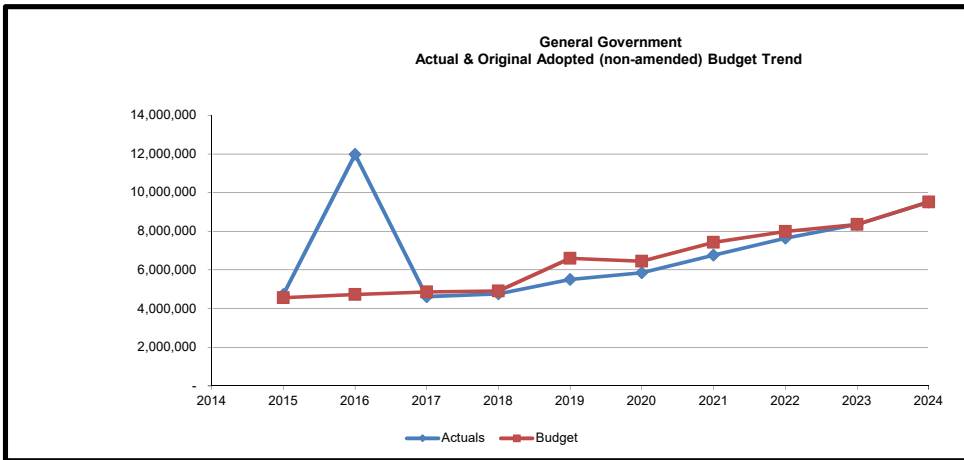
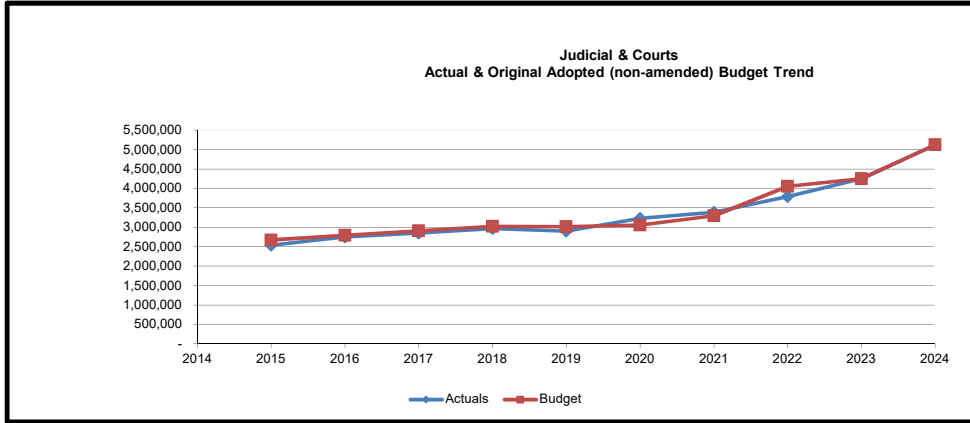
2022 and prior are actuals. 2023 and 2024 are budget figures





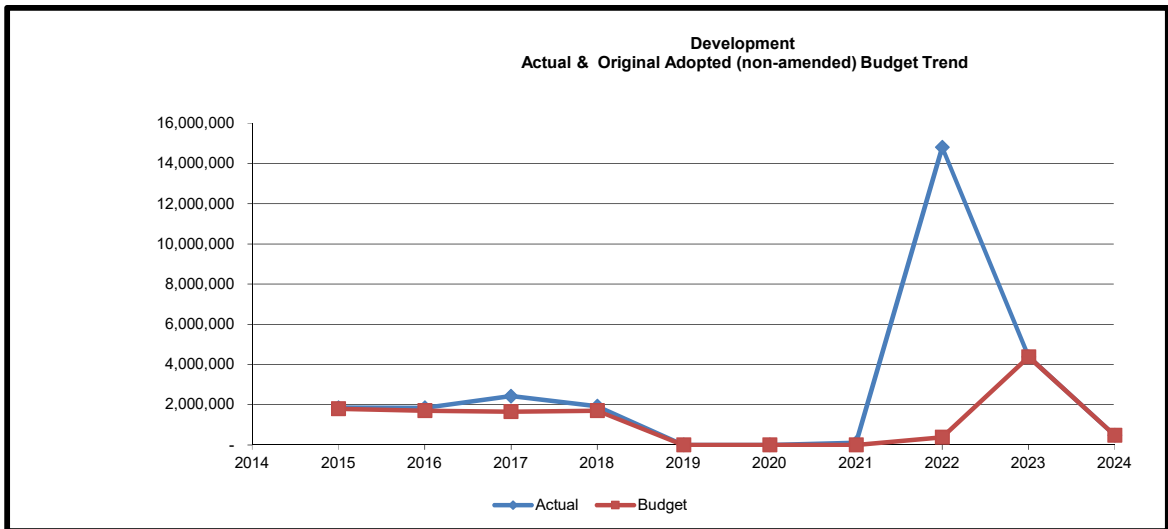
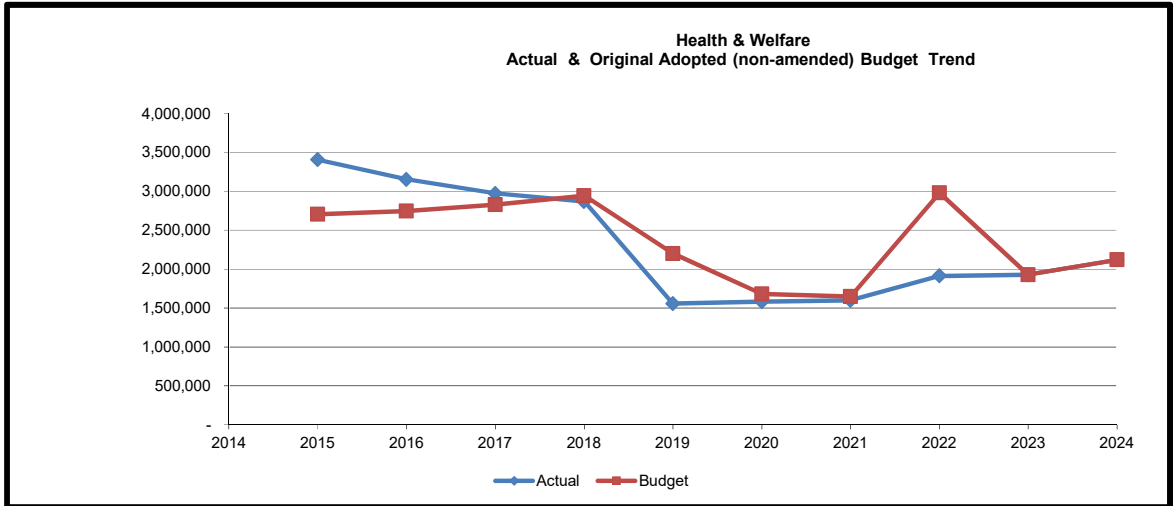
# Graphical View - Actual & Budget Trends | 2024

## Effingham County Review of General Fund Actual & Budget Trends By Service Area



# Graphical View - Actual & Budget Trends | 2024

## Effingham County Review of General Fund Actual & Budget Trends By Service Category Continued

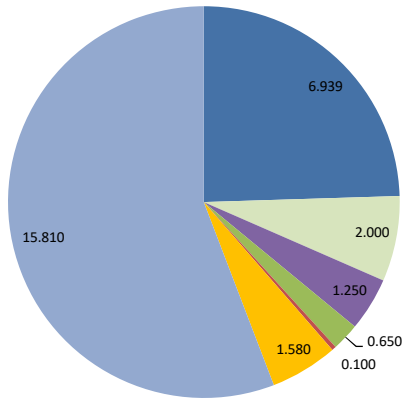


# Previous Millage Breakdown

### FY 2023 Unincorporated Residents' Millage

County M&O	6.939
Roads	1.250
Recreation	0.650
Parks	0.100
Hospital	1.580
<b>sub total</b>	<b>10.519</b>

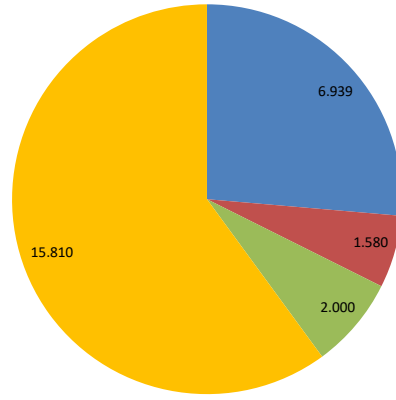
- County M&O
- IDA
- County Roads
- County Recreation
- County Parks
- Hospital
- School M&O



### FY 2023 Rincon Residents' Millage

County M&O	6.939
Hospital	1.580
<b>sub total</b>	<b>8.519</b>

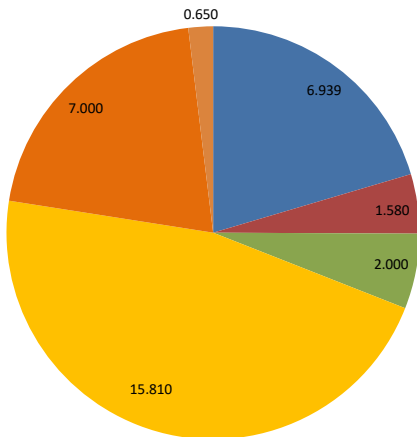
- County M&O
- Hospital
- IDA
- School M&O



### FY 2023 Springfield Residents' Millage

County M&O	6.939
Recreation	0.650
Hospital	1.580
<b>sub total</b>	<b>9.169</b>

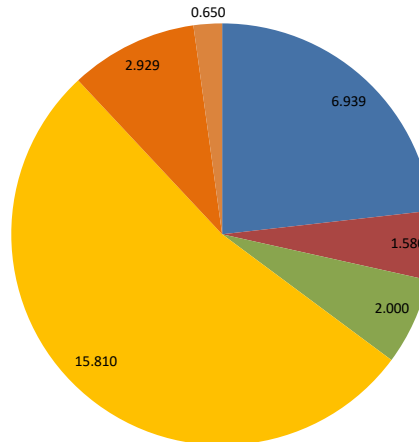
- County M&O
- Hospital
- IDA
- School M&O
- City
- County Recreation



### FY 2023 Guyton Residents' Millage

County M&O	6.939
Hospital	1.580
Recreation	0.650
<b>sub total</b>	<b>9.169</b>

- County M&O
- Hospital
- IDA
- School M&O
- City
- County Recreation



# FY 2024 Budgeted Millage

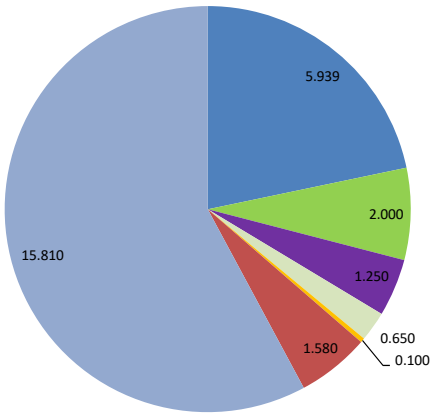
School, Cities, and IDA rates are shown at last year's value

millage rates shown here are estimates used for budget construction, actual millage rates are determined later

## FY 2024 Unincorporated Residents' Millage

County M&O	5.939
Roads	1.250
Recreation	0.650
Parks	0.100
Hospital	1.580
<b>sub total</b>	<b>9.519</b>

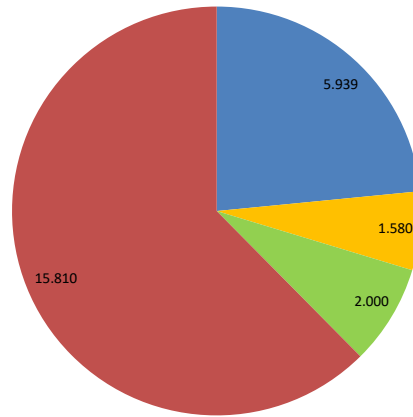
- County M&O
- IDA
- County Roads
- County Recreation
- County Parks
- Hospital
- School M&O



## FY 2024 Rincon Residents' Millage

County M&O	5.939
Hospital	1.580
<b>sub total</b>	<b>7.519</b>

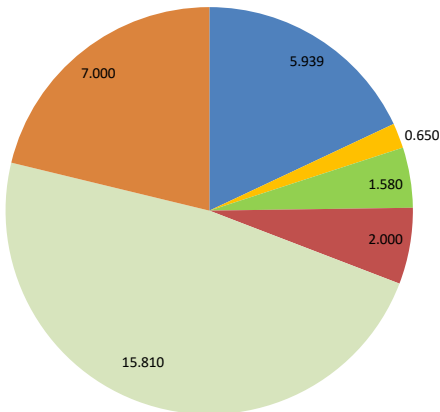
- County M&O
- Hospital
- IDA
- School M&O



## FY 2024 Springfield Residents' Millage

County M&O	5.939
County Recreation	0.650
Hospital	1.580
<b>sub total</b>	<b>8.169</b>

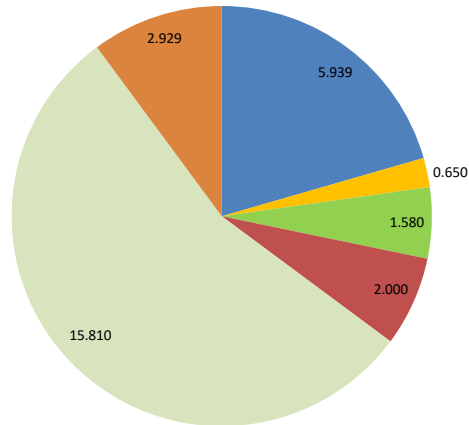
- County M&O
- County Recreation
- Hospital
- IDA
- School M&O
- City



## FY 2024 Guyton Residents' Millage

County M&O	5.939
County Recreation	0.650
Hospital	1.580
<b>sub total</b>	<b>8.169</b>

- County M&O
- County Recreation
- Hospital
- IDA
- School M&O
- City



Effingham County FY 2024		Capital Budget Requests				
Dept #	Name	Description	Requested Amt	Budgeted Amt	Funding Source	GL Account
005	Clerk of Court	Ongoing records preservation project	50,000	-	General Fund	100-2150-005-54-2501
007	Court Services	Judicial Complex audio & video upgrades	540,000	540,000	General Fund	100-2150-007-54-2501
008	Elections	Vote center hubs	225,000	-	General Fund	100-1410-008-54-2501
008	Elections	Cellular poll pad stands	7,020	-	General Fund	100-1410-008-54-2501
008	Elections	Renovate space for elections and registration offices and storage	1,499,215	1,499,215	SPLOST - 2021 Bond	322-1410-322-54-1303
012	Tax Assessors	Aerial flyover with measuring tools & data	174,852	174,852	General Fund	100-1550-012-54-2502
016	Prison	Prison maintenance building	200,000	200,000	SPLOST - 2021 Bond	322-3420-322-54-1312
017	Sheriff's Office	Expanded Flock system	67,000	67,000	General Fund	100-3310-017-54-2502
017	Sheriff's Office	New vehicles, 16	803,960	803,960	General Fund	100-3310-017-54-9999
017	Sheriff's Office	Sheriff's Office storage building	100,000	100,000	SPLOST - 2021 Bond	322-3310-322-54-1309
018	Sheriff's Office - Jail	Live scan replacement	17,500	17,500	General Fund	100-3310-017-54-2502
018	Sheriff's Office - Jail	Camera video storage for jail	32,000	32,000	General Fund	100-3310-017-54-2502
019	EMS	Ambulances, 2 carried over from prior fiscal years	522,792	522,792	SPLOST - 2017	321-3600-041-54-2202
019	EMS	Ambulances, 3 carried over from prior fiscal years	822,792	822,792	SPLOST - 2021 Bond	322-3601-322-54-2200
019	EMS	Rincon EMS Station	400,000	400,000	General Fund	100-3601-019-54-1210
019	EMS	Remodel Site #2, site #4 potentially (Shawnee, has snake/rats issue)	32,000	32,000	General Fund	100-3601-019-54-1210
019	EMS	Advanced transport vent	16,437	16,437	General Fund	100-3601-019-54-2502
019	EMS	Keyless entry to all station doors	20,000	20,000	General Fund	100-3601-019-54-2502
019	EMS	Remount 2 ambulances	360,000	360,000	General Fund	100-3601-019-54-2201
019	EMS	Employee metal lockers	6,000	6,000	General Fund	100-3601-019-54-2502
019	EMS	EMS training room & headquarters	900,000	900,000	SPLOST - 2021 Bond	322-3601-322-54-1306
019	EMS	Rincon station	600,000	600,000	SPLOST - 2021 Bond	322-3601-322-54-1305
020	EMA	UAS (Drone)	12,500	-	General Fund	100-3100-020-54-2502
020	EMA	Emergency operations center and Effingham EMA office	1,296,692	1,296,692	SPLOST - 2021 Bond	322-3800-322-54-1304
021	Facilities Maintenance	Judicial Complex energy efficiency upgrades	50,000	50,000	General Fund	100-1565-021-54-2502
021	Facilities Maintenance	South communications tower generator replacment	50,000	50,000	General Fund	100-1565-021-54-2502
021	Facilities Maintenance	Goshen Station energy efficiency upgrades	13,000	13,000	General Fund	100-1565-021-54-2502
021	Facilities Maintenance	Senior Center ceramics building energy efficiency upgrades	15,000	15,000	General Fund	100-5520-032-54-2502
021	Facilities Maintenance	Senior Center door replacments	70,000	70,000	General Fund	100-5520-032-54-1210
021	Facilities Maintenance	Senor Center carpet replacment	15,000	15,000	General Fund	100-5520-032-54-1210
021	Facilities Maintenance	Renovations for maintenance, records, & museum - Central School	1,000,000	1,000,000	SPLOST - 2021	322-1565-322-54-1317
021	Facilities Maintenance	Renovate space for social services	1,500,000	1,500,000	SPLOST - 2021 Bond	322-5460-322-54-1302
021	Facilities Maintenance	Renovate space for Juvenile Court and Victim Witness services	1,300,000	1,300,000	SPLOST - 2021 Bond	322-2600-322-54-1307
021	Facilities Maintenance	Administrative complex expansion	2,000,000	2,000,000	SPLOST - 2021 Bond	322-1565-322-54-1308
021	Facilities Maintenance	Expand judicial parking	600,000	600,000	SPLOST - 2021 Bond	322-2150-322-54-1200
021	Facilities Maintenance	Renovate space for Juvenile Justice services	200,000	200,000	SPLOST - 2021 Bond	322-2600-322-54-1310
021	Facilities Maintenance	Historic courthouse audio and video upgrades	200,000	200,000	SPLOST - 2021 Bond	322-2150-322-54-2503
021	Facilities Maintenance	Safety, security, and technology upgrades for county-wide services	1,000,000	1,000,000	SPLOST - 2021 Bond	322-1510-322-54-2504
022	Animal Shelter	Expand and renovate animal shelter	1,500,000	1,500,000	SPLOST - 2021 Bond	322-3910-322-54-1300
025	Public Works (Roads)	Dump Trailer	28,000	28,000	Special Tax District	270-4205-025-54-2502
025	Public Works (Roads)	Water Trailer	18,000	18,000	Special Tax District	270-4205-025-54-2502
025	Public Works (Roads)	Steel Drum Roller Replacement	150,000	150,000	Special Tax District	270-4205-025-54-2502
025	Public Works (Roads)	Tractor	98,000	98,000	Special Tax District	270-4205-025-54-2502
025	Public Works (Roads)	Bridge & cross drain repairs/replacements	200,000	200,000	SPLOST - 2017	321-4207-037-54-1415
025	Public Works (Roads)	Loader trade-in	250,000	250,000	SPLOST - 2017	321-4970-041-54-2215
025	Public Works (Roads)	2023 LMIG	2,000,000	2,000,000	SPLOST - 2021	322-4208-322-54-1402
025	Public Works (Roads)	2024 LMIG	1,300,000	-	Special Tax District	322-4208-322-54-1402

Dept #	Name	Description	Requested Amt	Budgeted Amt	Funding Source	GL Account
025	Public Works (Roads)	Stillwell Bridge	140,000	-	Special Tax District	321-4207-037-54-1415
025	Public Works (Roads)	Ash Road Repairs Option 1	1,008,000	1,008,000	SPLOST - 2017	321-4207-037-54-1401-1
025	Public Works (Roads)	Ash Road Repairs Option 2	3,725,000	-	SPLOST - 2017	321-4207-037-54-1401-1
025	Public Works (Roads)	New rock box, will then have two on hand	34,000	34,000	Special Tax District	270-4205-025-54-2502
025	Public Works (Roads)	New vehicles, 2	110,120	110,120	Special Tax District	270-4205-025-54-9999
028	UGA Extension Office	Renovate space for UGA Extension Office and 4-H	1,500,000	1,500,000	SPLOST - 2021 Bond	322-7130-322-54-1301
029	Recreation	Clarence E. Morgan Park Phase 2 multipurpose fields	5,000,000	5,000,000	SPLOST - 2021	322-6110-322-54-1201
029	Recreation	Lights at recreation Hwy 119 complex	300,000	300,000	SPLOST - 2017	321-6130-039-54-1227
029	Recreation	Lights at recreation Pineora complex	500,000	500,000	SPLOST - 2021	322-6110-322-54-1318
029	Recreation	Gator for Sandhill complex	13,000	-	Special Tax District	270-4205-025-54-2502
029	Recreation	Recreation offices added to CEM gym	2,903,308	2,903,308	SPLOST - 2021	322-6110-322-54-1313
029	Recreation	Golf cart for CEM complex	15,000	15,000	Special Tax District	270-6110-029-54-2502
030	Parks and Landscape	Landscape trailer and box and holders	5,400	5,400	Special Tax District	270-6220-030-54-2502
030	Parks and Landscape	One additional vehicle, truck 4 x 4 full crew	50,000	55,060	Special Tax District	270-6220-030-54-9999
030	Parks and Landscape	Turf gators, two are replacements and one is an addition	52,000	52,000	Special Tax District	270-6220-030-54-2502
030	Parks and Landscape	Zero-turn mowers to replace 72 inch & 60 inch mowers	34,500	34,500	Special Tax District	270-6220-030-54-2502
030	Parks and Landscape	Batwing mower 12 to 16	28,000	28,000	Special Tax District	270-6220-030-54-2502
030	Parks and Landscape	Tractor with bucket	65,000	-	Special Tax District	270-4205-025-54-2502
030	Parks and Landscape	Pineora field remodel, new clay and sod	42,000	-	Special Tax District	322-6110-322-54-1318
030	Parks and Landscape	Baker Park improvements	900,000	900,000	SPLOST - 2017	321-6130-039-54-1220
030	Parks and Landscape	Meldrim Park improvements	250,000	250,000	SPLOST - 2017	321-6130-039-54-1253
030	Parks and Landscape	Clyo Community Center	200,000	200,000	SPLOST - 2021	322-6110-322-54-1314
030	Parks and Landscape	Trailer for tractor	23,000	-	Special Tax District	270-4205-025-54-2502
030	Parks and Landscape	Clarence E. Morgan Park	10,000,000	-	Special Tax District	321-6130-039-54-1001
030	Parks and Landscape	Playground upgrades to multiple parks	350,000	350,000	SPLOST - 2021	322-6110-322-54-1202
030	Parks and Landscape	Atlas Park	4,000,000	1,900,000	SPLOST - 2017	321-4250-047-54-1000
030	Parks and Landscape	Sandhill Park design, master plan	10,000,000	200,000	SPLOST - 2021	322-6110-322-54-1319
030	Parks and Landscape	Pineora Field remodel, master plan items including lights	3,000,000	100,000	SPLOST - 2021	322-6110-322-54-1318
035	E911	E911 technology and infrastructure upgrades	200,000	200,000	SPLOST - 2021 Bond	322-3800-322-54-2500
037	SPLOST Roads	Effingham Parkway Roundabouts Engineering	500,000	500,000	SPLOST - 2017	321-4207-037-54-1406
047	SPLOST Drainage	Westwood Heights drainage	1,166,000	1,166,000	SPLOST - 2017	321-4250-047-54-2512
053	Probation	Renovate space for Probation services	200,000	200,000	SPLOST - 2021 Bond	322-3450-322-54-1311
055	FIRE	Fire Engine Replacement (3)	2,400,000	-	Fire & Rescue	271-3510-055-54-2202
055	FIRE	Fire Tower-Ladder	1,950,000	-	Fire & Rescue	271-3510-055-54-2202
055	FIRE	Turnout Gear	100,000	100,000	Fire & Rescue	271-3510-055-54-2500
055	FIRE	Ebenezer & Blandford Stations	400,000	400,000	SPLOST - 2021	322-3510-322-54-1315
055	FIRE	SCBA/Compressor/Fill Station Replacement	1,760,000	1,760,000	Fire & Rescue	271-3510-055-54-2502
055	FIRE	Station Furniture Replacement	15,000	15,000	Fire & Rescue	271-3510-055-54-2300
055	FIRE	Fire Hose/Nozzle Replacement	34,500	34,500	Fire & Rescue	271-3510-055-54-2502
055	FIRE	Ebenezer Fire Station Refurb	300,000	300,000	Fire & Rescue	271-3510-055-54-1210
055	FIRE	Fire Training Center Mobile Classroom Replacement	125,000	-	Fire & Rescue	271-3510-055-54-1210
055	FIRE	New vehicles, 6	326,512	326,512	Fire & Rescue	271-3510-055-54-2201
058	Coroner	Cots, one regular and one wide type, with mattresses, straps, and covers	8,200	8,200	General Fund	100-3700-058-54-2502
058	Coroner	Morgue trailer, 20-24 body capacity with hoist, generator, & wifi monitoring	100,000	100,000	SPLOST - 2021 Bond	322-3700-322-54-2502
061	WWTP	Clarifier Drive	55,000	55,000	WWTP	505-4320-061-54-2501
061	WWTP	UV Repairs	50,000	50,000	WWTP	505-4320-061-54-2501
061	WWTP	Gearbox, Pumps, Motors	75,000	75,000	WWTP	505-4320-061-54-2501
061	WWTP	Sprayfield Repairs	25,000	25,000	WWTP	505-4320-061-54-2501
061	WWTP	Fine Screen & Washer Compactor	215,000	215,000	WWTP	505-4320-061-54-2501
061	WWTP	Septage Station	135,000	-	WWTP	505-4320-061-54-2501

Dept #	Name	Description	Requested Amt	Budgeted Amt	Funding Source	GL Account
061	WWTP	New vehicle, 1	55,060	55,060	WWTP	505-4320-061-54-9999
061	WWTP	New WWTP 2.0 MGD	20,000,000	20,000,000	SPLOST - 2021	322-4441-322-54-1400
105	Water & Sewer	Staffordshire Upgrades	90,000	90,000	Water & Sewer	505-4441-105-54-2502
105	Water & Sewer	SCADA for Wells	70,000	70,000	Water & Sewer	505-4441-105-54-2502
105	Water & Sewer	Lift Station Pumps	150,000	150,000	SPLOST - 2017	321-4420-100-54-2501
105	Water & Sewer	Line/Manhole/ARV/ I&I repairs and replacements	250,000	125,000	Water & Sewer	505-4441-105-54-1406-21
105	Water & Sewer	Mobile Bypass Pump	125,000	125,000	SPLOST - 2017	321-4420-100-54-2502
105	Water & Sewer	Mobile Generator	200,000	200,000	SPLOST - 2017	321-4420-100-54-2503
105	Water & Sewer	Well Repairs	80,000	80,000	Water & Sewer	505-4441-105-54-2502
105	Water & Sewer	Facility Fence Repairs	50,000	50,000	Water & Sewer	505-4441-105-54-2502
105	Water & Sewer	Valve Insertion Project	50,000	50,000	Water & Sewer	505-4441-105-54-2502
105	Water & Sewer	Jetter Trailer	92,000	92,000	Water & Sewer	505-4441-105-54-2502
105	Water & Sewer	Hodgeville sanitary force main construction	1,242,365	1,242,365	ARPA Funds	231-4441-231-54-1403
105	Water & Sewer	Hodgeville sanitary force main engineering & construction	5,591,635	5,591,635	ARPA Funds	231-4441-231-54-1403
105	Water & Sewer	Loop B effluent (reuse) main construction	4,300,000	4,300,000	ARPA Funds	231-4441-231-54-1400
105	Water & Sewer	Loop B water main construction	4,000,000	4,000,000	Water & Sewer	505-4441-105-54-1406
105	Water & Sewer	SPIP water line design	222,000	222,000	SPLOST - 2017	321-4420-100-54-1410
105	Water & Sewer	Station upgrades & repairs, Hodgeville lift station	2,400,000	2,400,000	Water Bond	507-4441-106-54-1408-1
105	Water & Sewer	Station upgrades & repairs, Hodgeville lift station	1,000,000	1,000,000	SPLOST - 2017	321-4420-100-54-1411
136	IT	2024 Windows 11 PC Refresh	54,000	75,600	General Fund	100-1535-136-54-2503
136	IT	2024 Spare PC's and PC's for new Employees	10,000	14,000	General Fund	100-1535-136-54-2503
136	IT	2024 Windows 11 Laptop Refresh	50,000	70,000	General Fund	100-1535-136-54-2503
136	IT	2024 PC Monitor Refresh	20,150	28,210	General Fund	100-1535-136-54-2503
136	IT	2024 PC UPS Refresh	5,700	5,700	General Fund	100-1535-136-54-2503
136	IT	New Network Switches for New Sites	21,000	21,000	General Fund	100-1535-136-54-2503
136	IT	2024 Rack UPS Refresh	17,860	17,860	General Fund	100-1535-136-54-2503
136	IT	Public Safety Tower UPS Units, carried forward from prior fiscal year	84,000	84,000	SPLOST - 2017	321-3801-041-54-2501
335	TSPLOST	Blue Jay Turn Lanes @ Midland Road	400,000	400,000	TSPLOST	335-4206-335-54-1429
335	TSPLOST	Courthouse Road Ext & Midland Road Intersection	200,000.00	200,000.00	TSPLOST	335-4206-335-54-1430
335	TSPLOST	Courthouse Road at McCall Realignment of Intersection	550,000.00	550,000.00	TSPLOST	335-4206-335-54-1431
335	TSPLOST	Goshen Road Widening from SR21 to Hodgeville Road (3.5 miles)	5,673,500.00	5,673,500.00	TSPLOST	335-4206-335-54-1432
335	TSPLOST	Hodgeville Rd@ Blue Jay turn lanes	920,000.00	920,000.00	TSPLOST	335-4206-335-54-1433
335	TSPLOST	Hodgeville Rd @ Goshen turn lanes	450,000.00	450,000.00	TSPLOST	335-4206-335-54-1434
335	TSPLOST	Hodgeville Rd @ Kolic Helmey turn lanes	900,000.00	900,000.00	TSPLOST	335-4206-335-54-1435
335	TSPLOST	McCall Rd @ Little McCall Rd turn lanes	500,000.00	500,000.00	TSPLOST	335-4206-335-54-1437
335	TSPLOST	Midland Rd @ Hwy 30 turn lanes	430,000.00	430,000.00	TSPLOST	335-4206-335-54-1438
335	TSPLOST	Old River Road @ Hwy 80 Intersection	880,000.00	880,000.00	TSPLOST	335-4206-335-54-1440
335	TSPLOST	Right of way drainage improvements	400,000	400,000	TSPLOST	335-4206-335-54-1403
335	TSPLOST	Hodgeville Road resurfacing from Blue Jay to County limit (4.8 miles)	1,500,000.00	1,500,000.00	TSPLOST	335-4206-335-54-1443
335	TSPLOST	Effingham East-West Connector Planning:	500,000.00	500,000.00	TSPLOST	335-4206-335-54-1444
		<b>total</b>	<b>130,185,570</b>	<b>95,106,770</b>		

Dept #	Name	Description	Requested Amt	Budgeted Amt	Funding Source	GL Account
			<b>Original Request</b>	<b>Admin. Recommended</b>		
		General Fund	3,164,179	2,923,319		
		American Rescue Plan Act funds	11,134,000	11,134,000		
		Special Tax District	12,206,020	628,080		
		E911	-	-		
		Fire & Rescue	7,011,012	2,536,012		
		Development Services	-	-		
		SPLOST - 2017	14,602,792	8,777,792		
		SPLOST - 2021	45,353,308	32,653,308		
		SPLOST - 2021 Bond	15,718,699	15,718,699		
		TSPLOST	13,303,500	13,303,500		
		Water Bond	2,400,000	2,400,000		
		Water & Sewer	4,682,000	4,557,000		
		WWTP	610,060	475,060		
			<b>130,185,570</b>	<b>95,106,770</b>		
					-	



FISCAL YEAR 2021/2022/2023/2024 GENERAL FUND DEPARTMENT TOTALS

Dept. #	General Fund	Budget FY 2021	Budget FY 2022	Budget FY 2023	Budget FY 2024	Net Change	% Change
002	District Attorney's Office	409,000	428,716	513,326	551,825	38,499	7.5%
003	Solicitor	310,542	387,113	359,826	410,664	50,838	14.1%
004	Probate Court	382,914	491,420	535,164	552,354	17,190	3.2%
005	Superior Court Clerk	661,186	733,535	940,324	1,002,117	61,793	6.6%
006	State Court	327,099	330,502	336,764	381,968	45,205	13.4%
007	Court Services	535,422	823,237	622,810	1,179,291	556,481	89.4%
008	Board of Elections	373,838	535,451	588,458	619,281	30,823	5.2%
009	Juvenile Court	181,780	212,648	337,820	347,315	9,495	2.8%
010	Magistrate Court	487,985	644,234	602,097	694,677	92,581	15.4%
011	County Commissioners	1,037,873	676,461	613,239	683,317	70,078	11.4%
012	Tax Assessors	906,242	1,062,199	1,212,816	1,360,077	147,261	12.1%
013	Tax Commissioner	837,522	999,286	973,389	1,021,192	47,803	4.9%
014	Human Resources	424,173	530,346	562,126	586,475	24,349	4.3%
015	Finance	715,968	787,626	776,140	800,024	23,883	3.1%
016	Prison	2,735,306	3,422,232	3,501,804	3,586,326	84,522	2.4%
017	Sheriff's Office	7,626,677	11,213,527	10,227,223	12,121,213	1,893,989	18.5%
018	Sheriff's Office - Jail	3,715,862	4,312,540	4,712,175	5,064,828	352,654	7.5%
019	Emergency Medical Services	3,057,408	3,730,180	4,212,029	5,422,885	1,210,856	28.7%
020	Emergency Management Agency	276,839	385,631	392,383	395,618	3,235	0.8%
021	Facilities Maintenance	1,948,931	1,494,264	1,324,559	1,324,001	(557)	0.0%
022	Animal Shelter	254,731	315,654	320,426	271,488	(48,938)	-15.3%
026	Georgia DFACS	66,480	71,780	73,200	75,200	2,000	2.7%
028	UGA Extension Office	205,118	214,589	249,650	258,839	9,189	3.7%
032	Senior Citizen Congregate Meals	196,339	204,869	251,498	342,469	90,971	36.2%
033	Senior Citizen Home Delivered Meals	90,150	135,500	135,350	135,350	-	0.0%
040	Family Connection	48,000	50,000	54,500	54,500	-	0.0%
051	Other Agencies	1,108,392	1,468,307	5,589,843	1,731,974	(3,857,869)	-69.0%
053	Probation	273,852	280,309	283,635	425,833	142,198	50.1%
058	Coroner	71,753	119,882	145,831	105,299	(40,532)	-27.8%
060	Fleet Maintenance	317,620	351,525	433,200	363,000	(70,200)	-16.2%
062	Inmate Medical	410,000	628,356	598,356	634,000	35,644	6.0%
070	Board of Equalization	16,402	10,000	17,979	20,583	2,604	14.5%
111	County Manager	-	740,639	992,765	1,249,975	257,211	25.9%
117	Sheriff's Office - School Officers	561,855	627,802	728,334	1,207,011	478,676	65.7%
136	Information Technology	842,815	801,560	864,357	1,484,417	620,061	71.7%
225	Geographic Information Systems	-	388,537	385,222	484,252	99,029	25.7%
	Transfer to Landfill	64,100	65,490	67,687	68,000	313	0.5%
	Transfer to E911	-	-	-	-	-	0.0%
	Transfer to Special Tax District	-	906,000	906,000	906,000	-	0.0%
		<b>\$ 31,480,175</b>	<b>\$ 40,581,948</b>	<b>\$ 45,442,304</b>	<b>\$ 47,923,640</b>	<b>\$ 2,481,336</b>	<b>5.5%</b>

FISCAL YEAR 2021/2022/2023/2024 GENERAL FUND PERSONNEL TOTALS

Dept. #	General Fund	Budget FY 2021	Budget FY 2022	Budget FY 2023	Budget FY 2024	Net Change	% Change
002	District Attorney's Office	-	-	-	-	-	0.0%
003	Solicitor	298,882	348,879	337,659	371,801	34,142	10.1%
004	Probate Court	348,014	451,020	482,614	497,903	15,289	3.2%
005	Superior Court Clerk	590,636	614,655	732,294	836,836	104,542	14.3%
006	State Court	239,909	242,622	248,884	288,138	39,255	15.8%
007	Court Services	-	-	-	-	-	0.0%
008	Board of Elections	317,603	412,048	442,424	472,638	30,214	6.8%
009	Juvenile Court	113,080	129,224	135,396	144,891	9,495	7.0%
010	Magistrate Court	449,785	550,566	546,440	634,137	87,697	16.0%
011	County Commissioners	676,557	472,344	487,239	588,608	101,369	20.8%
012	Tax Assessors	730,245	802,942	970,843	945,343	(25,500)	-2.6%
013	Tax Commissioner	705,072	811,016	825,149	861,740	36,591	4.4%
014	Human Resources	290,173	323,204	359,946	388,875	28,929	8.0%
015	Finance	534,468	609,706	601,290	621,675	20,385	3.4%
016	Prison	1,908,626	2,291,958	2,339,701	2,589,007	249,306	10.7%
017	Sheriff's Office	6,688,827	7,543,284	8,339,150	9,175,200	836,051	10.0%
018	Sheriff's Office - Jail	3,151,862	3,719,725	4,025,535	4,347,256	321,721	8.0%
019	Emergency Medical Services	2,729,878	3,289,981	3,736,585	4,131,137	394,552	10.6%
020	Emergency Management Agency	70,214	77,953	82,578	66,356	(16,222)	-19.6%
021	Facilities Maintenance	375,631	449,329	542,971	517,834	(25,138)	-4.6%
022	Animal Shelter	136,261	143,016	158,368	167,445	9,077	5.7%
026	Georgia DFACS	-	-	-	-	-	0.0%
028	UGA Extension Office	142,268	146,682	-	-	-	0.0%
032	Senior Citizen Congregate Meals	119,119	126,979	155,108	162,650	7,541	4.9%
033	Senior Citizen Home Delivered Meals	-	-	-	-	-	0.0%
040	Family Connection	-	-	-	-	-	0.0%
051	Other Agencies	-	-	-	-	-	0.0%
053	Probation	252,912	257,734	266,687	405,470	138,783	52.0%
058	Coroner	8,953	10,785	11,296	12,294	998	8.8%
060	Fleet Maintenance	-	-	-	-	-	0.0%
062	Inmate Medical	-	-	-	-	-	0.0%
070	Board of Equalization	7,352	-	8,029	8,233	204	2.5%
111	County Manager	-	445,631	624,743	1,015,300	390,556	62.5%
117	Sheriff's Office - School Officers	540,205	597,302	682,684	1,154,911	472,226	69.2%
136	Information Technology	472,138	533,655	567,857	677,883	110,026	19.4%
225	Geographic Information Systems	-	155,276	148,972	255,192	106,219	0.71
		\$ 21,898,672	\$ 25,557,516	\$ 27,860,441	\$ 31,338,751	\$ 3,478,310	12.5%

## 002 - District Attorney's Office - Appropriations

GL Account	GL Name	Actuals 2021	Actuals 2022	Budget 2023	Actuals 12/31/22	Dept Requested 2024	Proposed 2024
		-	-	-	-	-	-
<b>Total Personnel</b>							
100-2200-002-52-1205	BUDGET REQUEST - D.A.	409,000	428,716	513,326	256,663	629,190	551,825
<b>Total Services</b>		<b>409,000</b>	<b>428,716</b>	<b>513,326</b>	<b>256,663</b>	<b>629,190</b>	<b>551,825</b>
		-	-	-	-	-	-
<b>Total Supplies</b>							
		-	-	-	-	-	-
<b>Total Capital</b>							
		-	-	-	-	-	-
<b>Total Other</b>							
<b>Total Appropriations</b>		<b>409,000</b>	<b>428,716</b>	<b>513,326</b>	<b>256,663</b>	<b>629,190</b>	<b>551,825</b>

## 002 - District Attorney's Office - Revenues

GL Account	GL Name	Actuals 2021	Actuals 2022	Budget 2023	Actuals 12/31/22	Dept Requested 2024	Proposed 2024
	PROPERTY TAX, TAVT, & PENALTIES	-	-	-	-	-	305,872
	LOCAL OPTION SALES TAX (LOST)	-	-	-	-	-	182,145
	OTHER GENERAL REVENUES	-	-	-	-	-	63,809
	COMBINED REVENUES PRIOR YEAR	389,361	409,000	409,000	204,500	-	-
<b>Total Revenues</b>		<b>389,361</b>	<b>409,000</b>	<b>409,000</b>	<b>204,500</b>	<b>-</b>	<b>551,825</b>
<b>Net Surplus/(Deficit)</b>		<b>(19,639)</b>	<b>(19,716)</b>	<b>(104,326)</b>	<b>(52,163)</b>	<b>-</b>	<b>-</b>

## 002 - District Attorney's Office - Personnel

Title	Full Time Equivalent (FTE)
<i>no personnel</i>	<b>0</b>
<b>Total Personnel</b>	<b>0</b>

## 003 - Solicitor - Appropriations

GL Account	GL Name	2021	2022	2023	12/31/22	2024	2024
100-2301-003-51-1100	SALARIES	229,639	262,272	264,667	113,025	315,606	279,060
100-2301-003-51-1101	RAISES	-	-	7,794	-	-	21,870
100-2301-003-51-1300	OVERTIME	5,771	6,113	-	3,369	-	-
100-2301-003-51-2101	MEDICAL/LIFE INSURANCE	1,755	1,331	1,300	656	1,625	1,300
100-2301-003-51-2102	HEALTH INSURANCE	39,878	27,305	28,037	12,308	58,385	29,936
100-2301-003-51-2200	PAYROLL TAXES	17,650	20,231	20,843	8,881	24,144	23,021
100-2301-003-51-2401	RETIREMENT	13,146	10,659	14,080	6,204	16,776	15,723
100-2301-003-51-2600	UNEMPLOYMENT	115	275	176	1	274	228
100-2301-003-51-2700	WORKMENS COMPENSATION	797	1,418	763	739	694	662
<b>Total Personnel</b>		<b>308,751</b>	<b>329,604</b>	<b>337,659</b>	<b>145,182</b>	<b>417,504</b>	<b>371,801</b>
100-2301-003-52-2208	COMPUTER MAINT. AGREEMENTS	-	-	-	-	5,800	5,800
100-2301-003-52-2321	OPERATING LEASES/RENTAL COPIER	2,221	-	2,300	1,134	2,300	-
100-2301-003-52-3102	AUTO,TRK,EQ - INSURANCE	882	875	900	2,151	2,200	2,200
100-2301-003-52-3103	PROF/GEN/LAW LIAB\INS	2,468	1,653	1,800	3,390	3,400	3,400
100-2301-003-52-3201	TELEPHONE	1,372	1,358	1,300	687	1,400	1,400
100-2301-003-52-3701	PER DIEM & TRAVEL	1,114	3,804	4,700	1,269	6,000	5,000
100-2301-003-52-3705	MEMBERSHIP DUES	489	578	500	450	1,000	1,000
<b>Total Services</b>		<b>8,546</b>	<b>8,267</b>	<b>11,500</b>	<b>9,081</b>	<b>22,100</b>	<b>18,800</b>
100-2301-003-53-1101	OFFICE SUPPLIES	1,565	3,220	3,000	1,708	12,000	11,000
100-2301-003-53-1104	POSTAGE	99	-	200	-	500	400
<b>Total Supplies</b>		<b>1,664</b>	<b>3,220</b>	<b>3,200</b>	<b>1,708</b>	<b>12,500</b>	<b>11,400</b>
100-2301-003-54-2201	AUTOS & TRUCKS	-	106	-	-	-	-
100-2301-003-54-9999	LEASED EQUIPMENT	-	40,156	-	-	-	-
<b>Total Capital</b>		<b>-</b>	<b>40,262</b>	<b>-</b>	<b>-</b>	<b>-</b>	<b>-</b>
100-2301-003-58-1200	CAPITAL LEASE PRINCIPAL	-	4,230	7,468	2,829	6,699	8,664
100-2301-003-58-2200	CAPITAL LEASE INTEREST	-	462	-	520	-	-
<b>Total Other</b>		<b>-</b>	<b>4,692</b>	<b>7,468</b>	<b>3,349</b>	<b>6,699</b>	<b>8,664</b>
<b>Total Appropriations</b>		<b>318,962</b>	<b>386,045</b>	<b>359,826</b>	<b>159,321</b>	<b>458,802</b>	<b>410,664</b>

## 003 - Solicitor - Revenues

GL Account	GL Name	Actuals 2021	Actuals 2022	Budget 2023	Actuals 12/31/22	Dept Requested 2024	Proposed 2024
	PROPERTY TAX, TAVT, & PENALTIES	-	-	-	-	-	226,020
	LOCAL OPTION SALES TAX (LOST)	-	-	-	-	-	134,593
	OTHER GENERAL REVENUES	-	-	-	-	-	47,151
	COMBINED REVENUES PRIOR YEAR	316,060	385,001	356,926	159,031	-	-
100-33-4133	INDIGENT DEFENSE	2,902	1,045	2,900	290	-	2,900
<b>Total Revenues</b>		<b>318,962</b>	<b>386,045</b>	<b>359,826</b>	<b>159,321</b>	<b>-</b>	<b>410,664</b>
<b>Net Surplus/(Deficit)</b>		<b>-</b>	<b>-</b>	<b>-</b>	<b>-</b>	<b>-</b>	<b>(0)</b>

## 003 - Solicitor - Personnel

Title	Full Time Equivalent (FTE)
OFFICE ASSISTANT	1
STATE COURT INVESTIGATOR	1
ASSISTANCE SOLICITOR GENERAL	0.5
SOLICITOR	1
CHIEF COURT ADMINISTRATOR	1
<b>Total Personnel</b>	<b>4.5</b>

## 004 - Probate Court - Appropriations

GL Account	GL Name	Actuals 2021	Actuals 2022	Budget 2023	Actuals 12/31/22	Dept Requested 2024	Proposed 2024
100-2450-004-51-1100	SALARIES	258,061	303,025	336,233	147,234	324,946	313,506
100-2450-004-51-1101	RAISES	-	26	5,697	-	-	25,081
100-2450-004-51-1300	OVERTIME	157	62	-	41	-	-
100-2450-004-51-2101	MEDICAL/LIFE INSURANCE	1,945	2,664	1,950	1,262	1,950	1,950
100-2450-004-51-2102	HEALTH INSURANCE	58,698	89,702	94,605	43,013	111,984	111,984
100-2450-004-51-2200	PAYROLL TAXES	19,381	21,834	26,158	10,718	24,858	25,902
100-2450-004-51-2401	RETIREMENT	12,117	15,171	16,733	8,630	17,634	18,370
100-2450-004-51-2600	UNEMPLOYMENT	326	404	281	-	365	365
100-2450-004-51-2700	WORKMEN'S COMPENSATION	874	884	957	412	715	745
<b>Total Personnel</b>		<b>351,560</b>	<b>433,773</b>	<b>482,614</b>	<b>211,310</b>	<b>482,452</b>	<b>497,903</b>
100-2450-004-52-1202	ATTORNEY & PROFESSIONAL SERVIC	-	450	5,000	150	5,000	5,000
100-2450-004-52-2208	COMPUTER MAINT. AGREEMNTS	-	900	5,400	1,800	5,400	5,400
100-2450-004-52-2211	COVID RELATED EXPENSES	200	-	-	-	-	-
100-2450-004-52-2321	OPERATING LEASES/RENTAL COPIER	3,782	-	3,700	1,891	3,700	-
100-2450-004-52-3103	PROF/GEN/LAW LIAB\INSURAN	1,655	2,136	2,200	1,644	2,200	1,700
100-2450-004-52-3201	TELEPHONE	1,717	1,365	1,400	687	1,400	1,400
100-2450-004-52-3701	PER DIEM & TRAVEL	533	213	1,200	81	1,200	1,200
100-2450-004-52-3702	TRAINING SCHOOLS & SEMINA	1,370	2,907	3,000	1,474	4,500	4,500
100-2450-004-52-3705	MEMBERSHIP DUES	641	300	650	260	1,000	1,000
100-2450-004-52-3801	GUN PERMIT FEES	18,852	14,911	15,000	2,871	15,000	15,000
100-2450-004-52-3901	MEDICAL	200	-	-	-	-	-
<b>Total Services</b>		<b>28,950</b>	<b>23,182</b>	<b>37,550</b>	<b>10,857</b>	<b>39,400</b>	<b>35,200</b>
100-2450-004-53-1101	OFFICE SUPPLIES	12,189	10,117	10,000	3,777	10,000	10,000
100-2450-004-53-1104	POSTAGE	5,447	5,554	5,000	1,957	5,000	5,500
<b>Total Supplies</b>		<b>17,636</b>	<b>15,671</b>	<b>15,000</b>	<b>5,734</b>	<b>15,000</b>	<b>15,500</b>
100-2450-004-54-2502	OTHER EQUIPMENT	18,600	-	-	-	-	-
100-2450-004-54-9999	LEASED EQUIPMENT	-	9,434	-	-	-	-
<b>Total Capital</b>		<b>18,600</b>	<b>9,434</b>	<b>-</b>	<b>-</b>	<b>-</b>	<b>-</b>
100-2450-004-58-1200	CAPITAL LEASE PRINCIPAL	-	3,601	-	-	-	3,751
100-2450-004-58-2200	CAPITAL LEASE INTEREST	-	150	-	-	-	-
<b>Total Other</b>		<b>-</b>	<b>3,751</b>	<b>-</b>	<b>-</b>	<b>-</b>	<b>3,751</b>
<b>Total Appropriations</b>		<b>416,746</b>	<b>485,811</b>	<b>535,164</b>	<b>227,901</b>	<b>536,852</b>	<b>552,354</b>

## 004 - Probate Court - Revenues

GL Account	GL Name	Actuals 2021	Actuals 2022	Budget 2023	Actuals 12/31/22	Dept Requested 2024	Proposed 2024
	PROPERTY TAX, TAVT, & PENALTIES	-	-	-	-	-	167,592
	LOCAL OPTION SALES TAX (LOST)	-	-	-	-	-	99,800
	OTHER GENERAL REVENUES	-	-	-	-	-	34,962
	COMBINED REVENUES PRIOR YEAR	172,265	235,151	325,164	166,485	-	-
100-35-1150	PROBATE JUDGE	244,481	250,660	210,000	61,417	-	250,000
<b>Total Revenues</b>		<b>416,746</b>	<b>485,811</b>	<b>535,164</b>	<b>227,901</b>	<b>-</b>	<b>552,354</b>
<b>Net Surplus/(Deficit)</b>		<b>-</b>	<b>-</b>	<b>-</b>	<b>-</b>	<b>-</b>	<b>0</b>

## 004 - Probate Court - Personnel

Title	Full Time Equivalent (FTE)
DEPUTY CLERK	1
PROBATE JUDGE	1
DEPUTY CLERK	0.5
DEPUTY CLERK	1
DEPUTY CLERK	0.5
DEPUTY CLERK	1
OFFICE ASSISTANT II	1
CHIEF DEPUTY CLERK	1
<b>Total Personnel</b>	<b>7</b>

## 005 - Superior Court Clerk - Appropriations

GL Account	GL Name	2021	2022	2023	12/31/22	2024	2024
100-2150-005-51-1100	SALARIES	376,182	411,310	453,239	230,203	657,512	523,260
100-2150-005-51-1101	RAISES	-	-	14,749	-	-	41,861
100-2150-005-51-1300	OVERTIME	8,080	2,404	-	2,595	-	-
100-2150-005-51-2101	MEDICAL/LIFE INSURANCE	3,259	3,297	3,575	1,670	4,224	3,900
100-2150-005-51-2102	HEALTH INSURANCE	101,000	118,330	196,329	58,147	219,342	190,893
100-2150-005-51-2200	PAYROLL TAXES	28,472	30,464	35,801	17,357	50,300	43,232
100-2150-005-51-2401	RETIREMENT	13,307	18,265	26,084	10,772	36,650	31,855
100-2150-005-51-2600	UNEMPLOYMENT	577	550	422	129	684	593
100-2150-005-51-2700	WORKMEN'S COMPENSATION	1,793	1,699	2,096	891	1,447	1,243
<b>Total Personnel</b>		<b>532,669</b>	<b>586,318</b>	<b>732,294</b>	<b>321,764</b>	<b>970,159</b>	<b>836,836</b>
100-2150-005-52-1303	COMPUTER SERVICES	-	951	8,700	-	8,700	8,700
100-2150-005-52-1304	REALESTATE INDEXING RECORDS	21,004	-	-	-	-	-
100-2150-005-52-2208	COMPUTER MAINT. AGREEMNTS	38,126	53,120	75,000	22,844	75,000	75,000
100-2150-005-52-2211	COVID RELATED EXPENSES	50	-	-	-	-	-
100-2150-005-52-2321	OPERATING LEASES/RENTAL COPIER	5,496	-	5,700	2,620	5,700	5,700
100-2150-005-52-3102	AUTO,TRK,EQ - INSURANCE	-	-	880	-	880	-
100-2150-005-52-3103	PROF/GEN/LAW LIAB\INSURAN	2,808	3,161	3,200	2,494	3,200	3,200
100-2150-005-52-3201	TELEPHONE	4,386	3,847	4,400	3,189	6,400	6,400
100-2150-005-52-3301	ADVERTISEMENT	-	100	-	-	-	-
100-2150-005-52-3500	AUTO ALLOWANCE	250	-	-	-	-	-
100-2150-005-52-3701	PER DIEM & TRAVEL	4,845	6,441	7,500	2,907	9,000	9,000
100-2150-005-52-3702	TRAINING SCHOOLS & SEMINA	1,550	322	5,000	440	7,000	7,000
100-2150-005-52-3705	MEMBERSHIP DUES	700	1,624	2,000	1,948	2,400	2,400
100-2150-005-52-3912	DOCUMENT SHREDDING	2,232	1,422	1,450	714	1,450	1,450
100-2150-005-52-3916	BANK CHARGES	90	278	200	-	200	200
<b>Total Services</b>		<b>81,537</b>	<b>71,267</b>	<b>114,030</b>	<b>37,156</b>	<b>119,930</b>	<b>119,050</b>
100-2150-005-53-1101	OFFICE SUPPLIES	27,724	25,704	19,500	11,567	26,000	24,000
100-2150-005-53-1104	POSTAGE	4,223	5,422	5,000	30	5,000	5,500
100-2150-005-53-1117	COMPUTERS	-	-	500	-	500	500
100-2150-005-53-1270	GAS & DIESEL FUEL	-	1,842	1,000	301	1,000	1,000
<b>Total Supplies</b>		<b>31,947</b>	<b>32,968</b>	<b>26,000</b>	<b>11,897</b>	<b>32,500</b>	<b>31,000</b>
100-2150-005-54-2501	OFFICE EQUIPMENT	-	-	68,000	4,330	50,000	-
100-2150-005-54-9999	LEASED EQUIPMENT	-	13,071	-	-	-	-
<b>Total Capital</b>		<b>-</b>	<b>13,071</b>	<b>68,000</b>	<b>4,330</b>	<b>50,000</b>	<b>-</b>
100-2150-005-58-1200	CAPITAL LEASE PRINCIPAL	-	4,989	-	-	-	15,231
100-2150-005-58-2200	CAPITAL LEASE INTEREST	-	208	-	-	-	-
<b>Total Other</b>		<b>-</b>	<b>5,197</b>	<b>-</b>	<b>-</b>	<b>-</b>	<b>15,231</b>
<b>Total Appropriations</b>		<b>646,153</b>	<b>708,821</b>	<b>940,324</b>	<b>375,148</b>	<b>1,172,589</b>	<b>1,002,117</b>

## 005 - Superior Court Clerk - Revenues

GL Account	GL Name	Actuals 2021	Actuals 2022	Budget 2023	Actuals 12/31/22	Dept Requested 2024	Proposed 2024
	PROPERTY TAX, TAVT, & PENALTIES	-	-	-	-	-	45,517
	LOCAL OPTION SALES TAX (LOST)	-	-	-	-	-	27,105
	OTHER GENERAL REVENUES	-	-	-	-	-	9,495
	COMBINED REVENUES PRIOR YEAR	(676,476)	(708,998)	20,324	(92,644)	-	-
100-34-1200	RECORDING	797,418	895,980	500,000	263,090	-	500,000
100-34-1400	COPIES	-	-	-	-	-	-
100-35-1110	SUPERIOR COURT FINES	525,211	521,840	420,000	204,701	-	420,000
<b>Total Revenues</b>		<b>646,153</b>	<b>708,821</b>	<b>940,324</b>	<b>375,148</b>	<b>-</b>	<b>1,002,117</b>
<b>Net Surplus/(Deficit)</b>		<b>-</b>	<b>-</b>	<b>-</b>	<b>-</b>	<b>-</b>	<b>0</b>

# 005 - Superior Court Clerk - Personnel

	Title	Full Time Equivalent (FTE)
	SENIOR DEPUTY CLERK	1
	CLERK OF COURTS	1
	CHIEF DEPUTY CLERK	1
	DEPUTY CLERK	1
	DEPUTY CLERK	1
	DEPUTY CLERK	0.5
	DEPUTY CLERK	1
	DEPUTY CLERK	1
	DEPUTY CLERK	1
	DEPUTY CLERK	1
	DEPUTY CLERK	1
	DEPUTY CLERK	1
	ACCOUNTANT	1
	DEPUTY CLERK	1
<b>Total Personnel</b>		<b>12.5</b>

## 006 - State Court - Appropriations

GL Account	GL Name	2021	2022	2023	12/31/22	2024	2024
100-2300-006-51-1100	SALARIES	178,351	127,072	181,192	91,286	244,587	191,592
100-2300-006-51-1101	RAISES	-	-	2,948	-	-	14,822
100-2300-006-51-2101	MEDICAL/LIFE INSURANCE	1,041	1,118	650	641	975	650
100-2300-006-51-2102	HEALTH INSURANCE	31,598	23,781	38,372	17,257	80,802	52,353
100-2300-006-51-2200	PAYROLL TAXES	12,874	9,216	14,087	6,678	18,711	15,791
100-2300-006-51-2401	RETIREMENT	10,701	7,570	11,048	2,922	14,675	12,385
100-2300-006-51-2600	UNEMPLOYMENT	49	61	70	122	137	91
100-2300-006-51-2700	WORKMEN'S COMPENSATION	604	383	516	93	538	454
<b>Total Personnel</b>		<b>235,219</b>	<b>169,202</b>	<b>248,884</b>	<b>118,999</b>	<b>360,424</b>	<b>288,138</b>
100-2300-006-52-1101	CONSULTANT	55	-	-	-	-	-
100-2300-006-52-1202	ATTORNEY & PROFESSIONAL SERVIC	-	13,938	-	-	-	-
100-2300-006-52-1203	PUBLIC DEFENDERS	-	300	2,000	-	2,000	2,000
100-2300-006-52-1203-1	PUBLIC DEFENDER CONTRACT	46,800	46,800	46,800	19,500	49,200	49,200
100-2300-006-52-2208	COMPUTER MAINT. AGREEMENTS	-	-	-	-	-	-
100-2300-006-52-2321	OPERATING LEASES/RENTAL COPIER	544	-	540	272	540	540
100-2300-006-52-3103	PROF/GEN/LAW LIAB\INSURAN	1,141	1,149	1,390	848	940	900
100-2300-006-52-3201	TELEPHONE	1,372	1,511	1,350	687	1,350	1,350
100-2300-006-52-3602	JURY FEES	1,802	1,560	3,000	-	3,000	3,000
100-2300-006-52-3603	RECORDERS FEES	21,839	13,326	27,000	11,467	33,000	30,000
100-2300-006-52-3604	COURT WITNESS FEES	-	-	300	-	300	300
100-2300-006-52-3701	PER DIEM & TRAVEL	1,294	527	1,500	-	1,000	1,000
100-2300-006-52-3702	TRAINING SCHOOLS & SEMINA	75	-	500	1,011	1,100	1,100
100-2300-006-52-3605	INTERPRETERS	75	850	1,000	150	1,000	1,000
100-2300-006-52-3705	MEMBERSHIP DUES	350	468	500	378	500	500
<b>Total Services</b>		<b>75,346</b>	<b>80,429</b>	<b>85,880</b>	<b>34,313</b>	<b>93,930</b>	<b>90,890</b>
100-2300-006-53-1101	OFFICE SUPPLIES	2,819	2,418	2,000	1,708	2,000	2,000
100-2300-006-53-1270	GAS & DIESEL FUEL	-	-	-	372	-	400
<b>Total Supplies</b>		<b>2,819</b>	<b>2,418</b>	<b>2,000</b>	<b>2,081</b>	<b>2,000</b>	<b>2,400</b>
100-2300-006-54-9999	LEASED EQUIPMENT	-	1,358	-	-	-	-
<b>Total Capital</b>		<b>-</b>	<b>1,358</b>	<b>-</b>	<b>-</b>	<b>-</b>	<b>-</b>
100-2300-006-58-1200	CAPITAL LEASE PRINCIPAL	-	518	-	-	-	540
100-2300-006-58-2200	CAPITAL LEASE INTEREST	-	22	-	-	-	-
<b>Total Other</b>		<b>-</b>	<b>540</b>	<b>-</b>	<b>-</b>	<b>-</b>	<b>540</b>
<b>Total Appropriations</b>		<b>313,384</b>	<b>253,947</b>	<b>336,764</b>	<b>155,392</b>	<b>456,354</b>	<b>381,968</b>

## 006 - State Court - Revenues

GL Account	GL Name	Actuals 2021	Actuals 2022	Budget 2023	Actuals 12/31/22	Dept Requested 2024	Proposed 2024
	PROPERTY TAX, TAVT, & PENALTIES	-	-	-	-	-	1,091
	LOCAL OPTION SALES TAX (LOST)	-	-	-	-	-	650
	OTHER GENERAL REVENUES	-	-	-	-	-	228
	COMBINED REVENUES PRIOR YEAR	(99,856)	(178,075)	6,764	(77,335)	-	-
100-35-1120	STATE COURT FINES	413,240	432,022	330,000	232,727	-	380,000
<b>Total Revenues</b>		<b>313,384</b>	<b>253,947</b>	<b>336,764</b>	<b>155,392</b>	<b>-</b>	<b>381,968</b>
<b>Net Surplus/(Deficit)</b>		<b>-</b>	<b>-</b>	<b>-</b>	<b>-</b>	<b>-</b>	<b>0</b>

## 006 - State Court - Personnel

Title	Full Time Equivalent (FTE)
STATE COURT ADMINISTRATOR	1
STATE COURT JUDGE	1
<b>Total Personnel</b>	<b>2</b>



## 007 - Court Services - Appropriations

GL Account	GL Name	Actuals 2021	Actuals 2022	Budget 2023	Actuals 12/31/22	Dept Requested 2024	Proposed 2024
100-2150-007-51-1100	SALARIES	-	-	-	-	-	-
100-2150-007-51-1213	OGEECHEE JC DRUG COURT GRANT	-	-	-	-	-	-
100-2150-007-51-1300	OVERTIME	-	-	-	-	-	-
100-2150-007-51-2101	MEDICAL/LIFE INSURANCE	-	-	-	-	-	-
100-2150-007-51-2102	HEALTH INSURANCE	-	-	-	-	-	-
100-2150-007-51-2200	PAYROLL TAXES	-	-	-	-	-	-
100-2150-007-51-2401	RETIREMENT	-	-	-	-	-	-
100-2150-007-51-2600	UNEMPLOYMENT	-	-	-	-	-	-
100-2150-007-51-2700	WORKMEN'S COMPENSATION	-	-	-	-	-	-
<b>Total Personnel</b>		-	-	-	-	-	-
100-2150-007-52-1203	PUBLIC DEFENDERS	148,973	63,377	54,000	13,544	70,000	70,000
100-2150-007-52-1203-1	PUBLIC DEFENDER CONTRACT	219,132	298,437	280,969	142,955	302,031	302,031
100-2150-007-52-1204	Cont. Agreement For serv-BUDGET	152,788	143,572	170,925	85,463	170,925	145,000
100-2150-007-52-3201	TELEPHONE	4,329	4,284	4,260	2,162	4,260	4,260
100-2150-007-52-3602	JURY FEES	12,047	36,264	25,000	9,603	25,000	25,000
100-2150-007-52-3604	COURT WITNESS FEES	25	6,385	1,000	1,353	1,000	1,000
100-2150-007-52-3605	Juvenile Court expenses	-	1,487	-	-	-	-
100-2150-007-52-3606	OGEECHEE JC DRUG COURT GRANT	10,664	10,401	18,156	4,539	12,000	12,000
100-2150-007-52-3613	BUDGET REQUEST-COURT RECD	48,857	79,764	68,500	47,597	80,000	80,000
<b>Total Services</b>		<b>596,814</b>	<b>643,972</b>	<b>622,810</b>	<b>307,216</b>	<b>665,216</b>	<b>639,291</b>
		-	-	-	-	-	-
<b>Total Supplies</b>		-	-	-	-	-	-
100-2150-007-54-2501	OFFICE EQUIPMENT	-	-	-	-	540,000	540,000
<b>Total Capital</b>		-	-	-	-	<b>540,000</b>	<b>540,000</b>
		-	-	-	-	-	-
<b>Total Other</b>		-	-	-	-	-	-
<b>Total Appropriations</b>		<b>596,814</b>	<b>643,972</b>	<b>622,810</b>	<b>307,216</b>	<b>1,205,216</b>	<b>1,179,291</b>

## 007 - Court Services - Revenues

GL Account	GL Name	Actuals 2021	Actuals 2022	Budget 2023	Actuals 12/31/22	Dept Requested 2024	Proposed 2024
	PROPERTY TAX, TAVT, & PENALTIES	-	-	-	-	-	653,670
	LOCAL OPTION SALES TAX (LOST)	-	-	-	-	-	389,257
	OTHER GENERAL REVENUES	-	-	-	-	-	136,364
	COMBINED REVENUES PRIOR YEAR	596,814	643,972	622,810	307,216	-	-
100-35-1145	PUBLIC DEFENDER'S OFFICE	-	-	-	-	-	-
<b>Total Revenues</b>		<b>596,814</b>	<b>643,972</b>	<b>622,810</b>	<b>307,216</b>	<b>-</b>	<b>1,179,291</b>
<b>Net Surplus/(Deficit)</b>		<b>-</b>	<b>-</b>	<b>-</b>	<b>-</b>	<b>-</b>	<b>-</b>

## 007 - Court Services - Personnel

Title	Full Time Equivalent (FTE)
<i>no personnel</i>	<b>0</b>
<b>Total Personnel</b>	<b>0</b>

## 008 - Board of Elections - Appropriations

GL Account	GL Name	Actuals 2021	Actuals 2022	Budget 2023	Actuals 12/31/22	Dept Requested 2024	Proposed 2024
100-1410-008-51-1100	SALARIES	240,965	262,999	317,793	164,257	327,338	322,068
100-1410-008-51-1100-2	SALARIES POLL WORKERS	-	-	-	-	-	-
100-1410-008-51-1101	RAISES	-	-	8,370	-	-	25,048
100-1410-008-51-1300	OVERTIME	6,096	6,044	-	5,235	-	-
100-1410-008-51-2101	MEDICAL/LIFE INSURANCE	1,238	1,390	1,300	805	975	1,300
100-1410-008-51-2102	HEALTH INSURANCE	45,193	47,183	76,736	26,967	55,233	83,682
100-1410-008-51-2200	PAYROLL TAXES	16,009	17,881	24,952	11,751	25,041	26,554
100-1410-008-51-2401	RETIREMENT	6,573	8,143	11,903	5,388	9,927	12,628
100-1410-008-51-2600	UNEMPLOYMENT	570	890	457	466	638	593
100-1410-008-51-2700	WORKMEN'S COMPENSATION	867	808	913	528	720	764
100-1410-008-51-2700-2	WORKMENS COMP - POLL WORKERS	-	-	-	-	-	-
<b>Total Personnel</b>		<b>317,512</b>	<b>345,338</b>	<b>442,424</b>	<b>215,396</b>	<b>419,873</b>	<b>472,638</b>
100-1410-008-52-1302	ELECTION FEES	21,211	43,603	25,000	8,516	22,000	22,000
100-1410-008-52-2201	R&M FIRST SERV VECH MAINT	105	-	-	-	200	200
100-1410-008-52-2202	R & M - GENERAL(BUILDING)	1,075	2,143	5,000	72	5,000	5,000
100-1410-008-52-2208	COMPUTER MAINT. AGREEMENTS	1,125	-	31,305	15,203	32,170	32,170
100-1410-008-52-2321	OPERATING LEASES/RENTAL COPIER	1,981	-	2,000	991	2,812	-
100-1410-008-52-3101	PROPERTY INSURANCE	895	941	1,000	1,267	100	1,300
100-1410-008-52-3102	AUTO,TRK,EQ - INSURANCE	882	875	880	1,076	900	1,100
100-1410-008-52-3103	PROF/GEN/LAW LIAB\INSURAN	1,510	1,952	2,000	1,507	2,000	1,600
100-1410-008-52-3104	PROPERTY INSURANCE - VOTING MA	405	525	600	661	600	600
100-1410-008-52-3201	TELEPHONE	1,515	1,782	1,200	889	1,600	1,600
100-1410-008-52-3301	ADVERTISEMENT	784	5,546	2,000	454	3,500	3,500
100-1410-008-52-3701	PER DIEM & TRAVEL	1,621	2,346	2,200	108	2,220	2,220
100-1410-008-52-3702	TRAINING SCHOOLS & SEMINARS	-	1,650	3,420	-	3,870	3,870
100-1410-008-52-3705	MEMBERSHIP DUES	360	360	360	315	360	360
<b>Total Services</b>		<b>33,469</b>	<b>61,722</b>	<b>76,965</b>	<b>31,057</b>	<b>77,332</b>	<b>75,520</b>
100-1410-008-53-1101	OFFICE SUPPLIES	3,953	6,071	5,312	1,470	5,000	5,000
100-1410-008-53-1104	POSTAGE	6,630	26,402	7,260	3,263	13,942	13,942
100-1410-008-53-1115	ELECTION OPERATION SUPPLY	12,905	10,529	9,104	3,327	36,759	36,759
100-1410-008-53-1210	UTILITIES	7,222	7,605	7,583	3,685	7,500	7,500
100-1410-008-53-1270	GAS & DIESEL FUEL	386	1,385	750	280	750	750
<b>Total Supplies</b>		<b>31,096</b>	<b>51,991</b>	<b>30,009</b>	<b>12,024</b>	<b>63,951</b>	<b>63,951</b>
100-1410-008-54-2501	NEW VOTING MACHINES	-	-	39,060	-	232,020	-
100-1410-008-54-9999	LEASED EQUIPMENT	-	4,942	-	-	-	-
<b>Total Capital</b>		<b>-</b>	<b>4,942</b>	<b>39,060</b>	<b>-</b>	<b>232,020</b>	<b>-</b>
100-1410-008-58-1200	CAPITAL LEASE PRINCIPAL	-	1,886	-	-	5,208	7,173
100-1410-008-58-2200	CAPITAL LEASE INTEREST	-	79	-	-	-	-
<b>Total Other</b>		<b>-</b>	<b>1,965</b>	<b>-</b>	<b>-</b>	<b>5,208</b>	<b>7,173</b>
<b>Total Appropriations</b>		<b>382,077</b>	<b>465,958</b>	<b>588,458</b>	<b>258,477</b>	<b>798,384</b>	<b>619,281</b>

## 008 - Board of Elections - Revenues

GL Account	GL Name	2021	2022	2023	12/31/22	2024	2024
	PROPERTY TAX, TAVT, & PENALTIES	-	-	-	-	-	340,491
	LOCAL OPTION SALES TAX (LOST)	-	-	-	-	-	202,760
	OTHER GENERAL REVENUES	-	-	-	-	-	71,031
	COMBINED REVENUES PRIOR YEAR	382,077	455,655	583,458	258,477	-	-
100-34-1910	ELECTION QUALIFYING FEE	-	10,303	5,000	-	-	5,000
<b>Total Revenues</b>		<b>382,077</b>	<b>465,958</b>	<b>588,458</b>	<b>258,477</b>	<b>-</b>	<b>619,281</b>
<b>Net Surplus/(Deficit)</b>		<b>-</b>	<b>-</b>	<b>-</b>	<b>-</b>	<b>-</b>	<b>(0)</b>

## 008 - Board of Elections - Personnel

Title	Full Time Equivalent (FTE)
ELECTION BOARD	0.01
ASSISTANT DIRECTOR OF ELECTIONS AND REGISTRATION	1.00
ELECTION BOARD	0.01
DIRECTOR OF ELECTIONS AND REGISTRATION	1.00
ELECTION BOARD	0.01
ELECTION BOARD	0.01
ADMINISTRATIVE ASSISTANT	1.00
ELECTION BOARD	0.01
ADMINISTRATIVE ASSISTANT I	0.50
DEPUTY REGISTRAR	1.00
POLL WORKER MANAGER	0.74
POLL WORKER ASST MANAGER	2.03
POLL WORKER	1.54
<b>Total Personnel</b>	<b>8.86</b>

## 009 - Juvenile Court - Appropriations

GL Account	GL Name	2021	2022	2023	12/31/22	2024	2024
100-2600-009-51-1100	SALARIES	100,000	118,228	115,000	60,500	120,000	120,000
100-2600-009-51-1101	RAISES	-	-	5,750	-	-	9,600
100-2600-009-51-1300	OVERTIME	-	-	-	-	-	-
100-2600-009-51-2101	MEDICAL/LIFE INSURANCE	-	-	-	-	-	-
100-2600-009-51-2102	HEALTH INSURANCE	3,634	8,721	-	3,693	-	-
100-2600-009-51-2200	PAYROLL TAXES	7,650	9,044	9,237	4,628	9,180	9,914
100-2600-009-51-2401	RETIREMENT	5,000	5,000	5,000	2,500	5,000	5,000
100-2600-009-51-2600	UNEMPLOYMENT	99	122	70	-	91	91
100-2600-009-51-2700	WORKMEN'S COMPENSATION	339	348	338	169	264	285
<b>Total Personnel</b>		<b>116,722</b>	<b>141,464</b>	<b>135,396</b>	<b>71,491</b>	<b>134,535</b>	<b>144,891</b>
100-2600-009-52-1101	CONSULTANT	35,000	32,133	35,000	16,042	35,000	35,000
100-2600-009-52-1202	ATTORNEY & PROFESSIONAL SERVICES	-	100,000	120,000	50,000	120,000	120,000
100-2600-009-52-1204	MEDIATION SERVICES	-	-	-	-	-	-
100-2600-009-52-3103	PROF/GEN/LAW LIAB\INSURAN	538	612	8,724	461	8,724	8,724
100-2600-009-52-3603	RECORDERS FEES	32,603	29,152	30,000	15,752	30,000	30,000
100-2600-009-52-3605	INTERPRETERS	-	619	500	-	500	500
100-2600-009-52-3701	PER DIEM & TRAVEL	4,423	4,354	4,000	3,545	4,000	4,000
100-2600-009-52-3702	TRAINING SCHOOLS & SEMINARS	-	768	3,000	-	3,000	3,000
100-2600-009-52-3705	MEMBERSHIP DUES	440	940	1,200	940	1,200	1,200
<b>Total Services</b>		<b>73,003</b>	<b>168,578</b>	<b>202,424</b>	<b>86,739</b>	<b>202,424</b>	<b>202,424</b>
100-2600-009-53-1101	OFFICE SUPPLIES	235	771	-	265	-	-
<b>Total Supplies</b>		<b>235</b>	<b>771</b>	<b>-</b>	<b>265</b>	<b>-</b>	<b>-</b>
<b>Total Capital</b>		<b>-</b>	<b>-</b>	<b>-</b>	<b>-</b>	<b>-</b>	<b>-</b>
<b>Total Other</b>		<b>-</b>	<b>-</b>	<b>-</b>	<b>-</b>	<b>-</b>	<b>-</b>
<b>Total Appropriations</b>		<b>189,959</b>	<b>310,813</b>	<b>337,820</b>	<b>158,495</b>	<b>336,959</b>	<b>347,315</b>

## 009 - Juvenile Court - Revenues

GL Account	GL Name	Actuals 2021	Actuals 2022	Budget 2023	Actuals 12/31/22	Dept Requested 2024	Proposed 2024
	PROPERTY TAX, TAVT, & PENALTIES	-	-	-	-	-	43,984
	LOCAL OPTION SALES TAX (LOST)	-	-	-	-	-	26,192
	OTHER GENERAL REVENUES	-	-	-	-	-	9,176
	COMBINED REVENUES PRIOR YEAR	27,026	56,482	325,820	21,820	-	-
100-33-7005	JUVENILE COURT IGA	151,840	246,926	-	133,481	-	260,963
100-35-1160	JUVENILE COURT FINES	11,093	7,404	12,000	3,194	-	7,000
<b>Total Revenues</b>		<b>189,959</b>	<b>310,813</b>	<b>337,820</b>	<b>158,495</b>	<b>-</b>	<b>347,315</b>
<b>Net Surplus/(Deficit)</b>		<b>-</b>	<b>-</b>	<b>-</b>	<b>-</b>	<b>-</b>	<b>-</b>

## 009 - Juvenile Court - Personnel

Title	Full Time Equivalent (FTE)
JUVENILE COURT JUDGE	0.5
JUVENILE COURT JUDGE	0.5
<b>Total Personnel</b>	<b>1</b>

## 010 - Magistrate Court - Appropriations

GL Account	GL Name	2021	2022	2023	12/31/22	2024	2024
100-2400-010-51-1100	SALARIES	331,129	345,151	374,991	184,753	448,847	423,887
100-2400-010-51-1101	RAISES	-	-	12,306	-	-	33,527
100-2400-010-51-1300	OVERTIME	1,091	1,187	-	471	-	-
100-2400-010-51-2101	MEDICAL/LIFE INSURANCE	2,573	2,555	2,275	1,531	2,600	2,600
100-2400-010-51-2102	HEALTH INSURANCE	86,796	67,585	102,611	33,414	109,175	109,175
100-2400-010-51-2200	PAYROLL TAXES	23,728	25,523	29,628	13,854	34,337	34,992
100-2400-010-51-2401	RETIREMENT	13,668	13,483	21,703	7,190	26,069	26,514
100-2400-010-51-2600	UNEMPLOYMENT	352	602	316	27	410	410
100-2400-010-51-2700	WORKMEN'S COMPENSATION	5,150	4,683	2,610	2,449	2,863	3,031
<b>Total Personnel</b>		<b>464,486</b>	<b>460,769</b>	<b>546,440</b>	<b>243,689</b>	<b>624,301</b>	<b>634,137</b>
100-2400-010-52-2208	COMPUTER MAINT. AGREEMNTS	2,500	2,750	3,000	750	3,000	3,000
100-2400-010-52-2321	OPERATING LEASES/RENTAL COPIER	2,697	250	2,300	1,134	2,300	2,300
100-2400-010-52-3102	AUTO,TRK,EQ - INSURANCE	2,646	2,625	2,700	3,227	2,700	2,700
100-2400-010-52-3103	PROF/GEN/LAW LIAB\INSURAN	2,139	2,608	2,700	1,861	2,700	2,700
100-2400-010-52-3201	TELEPHONE	2,691	2,391	2,400	1,036	2,400	2,400
100-2400-010-52-3301	ADVERTISEMENT	-	-	100	-	100	100
100-2400-010-52-3701	PER DIEM & TRAVEL	2,026	161	3,600	716	3,600	3,600
100-2400-010-52-3705	MEMBERSHIP DUES	540	1,445	1,700	300	2,000	2,000
<b>Total Services</b>		<b>15,239</b>	<b>12,231</b>	<b>18,500</b>	<b>9,024</b>	<b>18,800</b>	<b>18,800</b>
100-2400-010-53-1101	OFFICE SUPPLIES	10,009	9,876	8,000	3,991	10,000	10,000
100-2400-010-53-1104	POSTAGE	3,616	5,536	5,200	3,488	5,500	5,500
100-2400-010-53-1270	GAS & DIESEL FUEL	2,525	7,539	6,450	3,942	7,000	7,000
100-2400-010-53-1701	UNIFORMS	1,864	4,222	4,000	743	4,000	4,000
<b>Total Supplies</b>		<b>18,014</b>	<b>27,173</b>	<b>23,650</b>	<b>12,164</b>	<b>26,500</b>	<b>26,500</b>
100-2400-010-54-2501	OFFICE EQUIPMENT	-	-	-	-	-	-
100-2400-010-54-2201	AUTOS & TRUCKS	-	44	-	-	-	-
100-2400-010-54-9999	LEASED EQUIPMENT	-	64,183	-	-	-	-
<b>Total Capital</b>		<b>-</b>	<b>64,227</b>	<b>-</b>	<b>-</b>	<b>-</b>	<b>-</b>
100-2400-010-58-1200	CAPITAL LEASE PRINCIPAL	-	5,857	13,507	5,732	13,507	15,240
100-2400-010-58-2200	CAPITAL LEASE INTEREST	-	799	-	1,021	-	-
<b>Total Other</b>		<b>-</b>	<b>6,656</b>	<b>13,507</b>	<b>6,753</b>	<b>13,507</b>	<b>15,240</b>
<b>Total Appropriations</b>		<b>497,739</b>	<b>571,055</b>	<b>602,097</b>	<b>271,630</b>	<b>683,108</b>	<b>694,677</b>

## 010 - Magistrate Court - Revenues

GL Account	GL Name	2021	2022	2023	12/31/22	2024	2024
	PROPERTY TAX, TAVT, & PENALTIES	-	-	-	-	-	301,910
	LOCAL OPTION SALES TAX (LOST)	-	-	-	-	-	179,785
	OTHER GENERAL REVENUES	-	-	-	-	-	62,982
	COMBINED REVENUES PRIOR YEAR	370,920	433,585	452,097	212,373	-	-
100-35-1130	CHIEF MAGISTRATE FEES	126,820	137,470	150,000	59,258	-	150,000
<b>Total Revenues</b>		<b>497,739</b>	<b>571,055</b>	<b>602,097</b>	<b>271,630</b>	<b>-</b>	<b>694,677</b>
<b>Net Surplus/(Deficit)</b>		<b>-</b>	<b>-</b>	<b>-</b>	<b>-</b>	<b>-</b>	<b>0</b>

## 010 - Magistrate Court - Personnel

Title	Full Time Equivalent (FTE)
DEPUTY SHERIFF	1
MAGISTRATE JUDGE	0.5
DEPUTY CLERK	1
DEPUTY CLERK	1
CHIEF MAGISTRATE JUDGE	1
DEPUTY SHERIFF	1
SENIOR DEPUTY CLERK	1
MAGISTRATE JUDGE	1
DEPUTY CLERK	1
<b>Total Personnel</b>	<b>8.5</b>

## 011 - County Commissioners - Appropriations

GL Account	GL Name	Actuals 2021	Actuals 2022	Budget 2023	Actuals 12/31/22	Dept Requested 2024	Proposed 2024
100-1130-011-51-1100	SALARIES	528,587	308,955	299,726	162,975	352,210	352,210
100-1130-011-51-1101	RAISES	-	-	2,585	-	-	28,177
100-1130-011-51-1300	OVERTIME	174	1,038	-	524	-	-
100-1130-011-51-2101	MEDICAL/LIFE INSURANCE	3,759	2,859	2,600	1,401	2,600	2,600
100-1130-011-51-2102	HEALTH INSURANCE	150,850	130,945	136,870	62,045	149,458	149,458
100-1130-011-51-2200	PAYROLL TAXES	36,219	21,707	23,127	11,469	26,944	29,100
100-1130-011-51-2401	RETIREMENT	24,595	15,268	18,139	8,329	21,133	22,823
100-1130-011-51-2600	UNEMPLOYMENT	283	125	281	-	365	365
100-1130-011-51-2700	WORKMEN'S COMPENSATION	3,999	3,211	3,912	1,600	3,589	3,876
<b>Total Personnel</b>		<b>748,465</b>	<b>484,107</b>	<b>487,239</b>	<b>248,343</b>	<b>556,298</b>	<b>588,608</b>
100-1130-011-52-1101	CONSULTANT	80	-	-	-	-	-
100-1130-011-52-1202	ATTORNEY & PROFESSIONAL SERVIC	72,121	3,184	-	-	-	-
100-1130-011-52-2208	COMPUTER MAINT. AGREEMENTS	-	11,035	15,400	4,985	15,400	15,400
100-1130-011-52-2321	OPERATING LEASES/RENTAL COPIERS	3,763	86	4,000	1,449	4,000	-
100-1130-011-52-3102	AUTO,TRUCK,EQUIPMENT INSURANCE	1,764	1,750	1,800	3,227	1,800	3,300
100-1130-011-52-3103	PROF/GEN/LAW LIAB\INSURAN	3,217	2,237	2,300	1,659	2,300	1,700
100-1130-011-52-3201	TELEPHONE	1,630	5,182	7,300	2,382	7,300	5,000
100-1130-011-52-3201-1	PAGERS/CELLS/LINKS	5,650	-	-	-	-	-
100-1130-011-52-3301	ADVERTISEMENT	14,868	8,046	15,000	1,013	15,000	15,000
100-1130-011-52-3500	AUTO ALLOWANCE	7,200	600	-	-	-	-
100-1130-011-52-3701	PER DIEM & TRAVEL	48	11,552	25,000	4,042	25,000	25,000
100-1130-011-52-3701-06	CONVENTION, DUES & TRAVL-FLOYD	-	3,124	-	1,049	-	-
100-1130-011-52-3701-2	CONVENTIONS, DUES & TRAVL-R.LO	-	2,603	-	1,465	-	-
100-1130-011-52-3701-6	CONVENTIONS, DUES & TRAVL-KEIF	-	1,324	-	1,018	-	-
100-1130-011-52-3701-7	CONVENTION, DUES & TRAVL - DEL	-	2,178	-	1,018	-	-
100-1130-011-52-3701-8	CONVENTION, DUES & TRAVL-CORBI	-	1,982	-	1,089	-	-
100-1130-011-52-3701-9	CONVENTION, DUES & TRAVL-BURDE	-	2,075	-	1,049	-	-
100-1130-011-52-3702	TRAINING SCHOOLS & SEMINA	2,232	500	5,000	-	5,000	5,000
100-1130-011-52-3705	MEMBERSHIP DUES	1,155	40	1,000	31	1,000	1,000
100-1130-011-52-3902	CONTINGENCY	-	500	-	-	-	-
<b>Total Services</b>		<b>113,728</b>	<b>58,000</b>	<b>76,800</b>	<b>25,476</b>	<b>76,800</b>	<b>71,400</b>
100-1130-011-53-1101	OFFICE SUPPLIES	6,333	1,356	3,000	-	3,000	3,000
100-1130-011-53-1102	OPERATING SUPPLIES	2,354	14,056	3,000	4,610	8,000	8,000
100-1130-011-53-1270	GAS & DIESEL FUEL	238	216	1,000	60	1,000	1,000
100-1130-011-53-1301	GROCERIES	119	-	-	-	-	-
100-1130-011-53-1402	PRINTING & PUBLICATIONS	27	416	1,000	-	1,000	1,000
<b>Total Supplies</b>		<b>9,071</b>	<b>16,045</b>	<b>8,000</b>	<b>4,671</b>	<b>13,000</b>	<b>13,000</b>
100-1130-011-54-2201	AUTOS & TRUCKS	1,836	-	28,000	-	-	-
100-1130-011-54-2501	OFFICE EQUIPMENT	-	-	-	-	-	-
100-1130-011-54-2502	OTHER EQUIPMENT	13,875	4,625	-	-	-	-
100-1130-011-54-9999	LEASED EQUIPMENT	-	6,982	-	-	-	-
<b>Total Capital</b>		<b>15,711</b>	<b>11,607</b>	<b>28,000</b>	<b>-</b>	<b>-</b>	<b>-</b>
100-1130-011-58-1200	CAPITAL LEASE PRINCIPAL	317	1,983	13,200	-	10,309	10,309
100-1130-011-58-2200	CAPITAL LEASE INTEREST	-	83	-	-	-	-
<b>Total Other</b>		<b>317</b>	<b>2,066</b>	<b>13,200</b>	<b>-</b>	<b>10,309</b>	<b>10,309</b>
<b>Total Appropriations</b>		<b>887,292</b>	<b>571,825</b>	<b>613,239</b>	<b>278,489</b>	<b>656,407</b>	<b>683,317</b>

## 011 - County Commissioners - Revenues

GL Account	GL Name	Actuals 2021	Actuals 2022	Budget 2023	Actuals 12/31/22	Dept Requested 2024	Proposed 2024
	PROPERTY TAX, TAVT, & PENALTIES	-	-	-	-	-	378,757
	LOCAL OPTION SALES TAX (LOST)	-	-	-	-	-	225,547
	OTHER GENERAL REVENUES	-	-	-	-	-	79,013
	COMBINED REVENUES PRIOR YEAR	887,292	571,825	613,239	278,489	-	-
<b>Total Revenues</b>		<b>887,292</b>	<b>571,825</b>	<b>613,239</b>	<b>278,489</b>	<b>-</b>	<b>683,317</b>
<b>Net Surplus/(Deficit)</b>		<b>-</b>	<b>-</b>	<b>-</b>	<b>-</b>	<b>-</b>	<b>(0)</b>

## 011 - County Commissioners - Personnel

Title	Full Time Equivalent (FTE)
COMMISSIONER	1
CHAIRMAN AT LARGE	1
COMMISSIONER	1
COMMISSIONER	1
COUNTY CLERK	1
COMMISSIONER	1
COMMISSIONER	1
DEPUTY COUNTY CLERK	1
<b>Total Personnel</b>	<b>8</b>

## 012 - Tax Assessors - Appropriations

GL Account	GL Name	Actuals 2021	Actuals 2022	Budget 2023	Actuals 12/31/22	Dept Requested 2024	Proposed 2024
100-1550-012-51-1100	SALARIES	466,798	487,609	622,568	282,922	648,429	617,832
100-1550-012-51-1101	RAISES	-	-	19,992	-	-	49,427
100-1550-012-51-1300	OVERTIME	1,505	3,115	-	475	-	-
100-1550-012-51-2101	MEDICAL/LIFE INSURANCE	4,901	4,755	4,874	2,548	4,874	4,874
100-1550-012-51-2102	HEALTH INSURANCE	137,595	149,940	226,326	77,101	173,176	173,176
100-1550-012-51-2200	PAYROLL TAXES	33,418	35,748	49,156	20,928	49,605	51,045
100-1550-012-51-2401	RETIREMENT	23,334	25,523	37,654	14,580	38,546	39,647
100-1550-012-51-2600	UNEMPLOYMENT	693	742	703	152	912	912
100-1550-012-51-2700	WORKMEN'S COMPENSATION	8,530	8,672	9,569	4,873	8,195	8,430
<b>Total Personnel</b>		<b>676,774</b>	<b>716,105</b>	<b>970,843</b>	<b>403,579</b>	<b>923,737</b>	<b>945,343</b>
100-1550-012-52-1101	CONSULTANT	7,797	10,600	12,900	6,900	6,900	6,900
100-1550-012-52-1201	AUDITORS	8,025	8,850	31,000	4,750	-	-
100-1550-012-52-1202	ATTORNEY & PROFESSIONAL SERVIC	-	-	-	-	8,000	8,000
100-1550-012-52-1304	MAPPING	-	-	39,000	5,442	58,284	58,284
100-1550-012-52-2208	COMPUTER MAINT. AGREEMNTS	47,157	48,732	54,732	30,881	58,771	58,771
100-1550-012-52-2321	OPERATING LEASES/RENTAL COPIER	2,889	1,872	2,900	1,363	2,900	-
100-1550-012-52-3102	AUTO,TRK,EQ - INSURANCE	5,293	5,251	5,300	5,378	5,378	5,378
100-1550-012-52-3103	PROF/GEN/LAW LIAB\INSURAN	3,472	3,803	3,900	3,307	4,450	4,450
100-1550-012-52-3201	TELEPHONE	5,153	5,128	5,120	2,308	5,120	5,120
100-1550-012-52-3301	ADVERTISEMENT	39	45	45	-	45	45
100-1550-012-52-3701	PER DIEM & TRAVEL	5,474	7,034	14,211	1,611	16,509	14,211
100-1550-012-52-3702	TRAINING SCHOOLS & SEMINA	4,596	2,975	10,019	2,777	10,019	10,019
100-1550-012-52-3705	MEMBERSHIP DUES	990	935	1,180	1,300	1,490	1,490
100-1550-012-52-3916	BANK CHARGES	280	296	1,000	48	1,000	1,000
<b>Total Services</b>		<b>91,164</b>	<b>95,521</b>	<b>181,307</b>	<b>66,064</b>	<b>178,866</b>	<b>173,668</b>
100-1550-012-53-1101	OFFICE SUPPLIES	2,886	6,255	11,310	2,653	14,310	14,310
100-1550-012-53-1102	OPERATING SUPPLIES	74	1,444	-	-	-	-
100-1550-012-53-1104	POSTAGE	3,822	8,581	10,338	1,035	10,338	10,338
100-1550-012-53-1270	GAS & DIESEL FUEL	2,329	2,623	3,500	1,639	3,500	3,500
100-1550-012-53-1402	PRINTING & PUBLICATIONS	22,362	27,628	35,518	1,704	35,518	35,518
<b>Total Supplies</b>		<b>31,473</b>	<b>46,531</b>	<b>60,666</b>	<b>7,031</b>	<b>63,666</b>	<b>63,666</b>
100-1550-012-54-2201	AUTOS & TRUCKS	-	-	-	-	-	-
100-1550-012-54-2501	OFFICE EQUIPMENT	473	6,723	-	-	-	-
100-1550-012-54-2502	OTHER EQUIPMENT	-	-	-	-	174,852	174,852
<b>Total Capital</b>		<b>473</b>	<b>6,723</b>	<b>-</b>	<b>-</b>	<b>174,852</b>	<b>174,852</b>
100-1550-012-58-1200	CAPITAL LEASE PRINCIPAL	-	2,446	-	-	-	2,548
100-1550-012-58-2200	CAPITAL LEASE INTEREST	-	102	-	-	-	-
<b>Total Other</b>		<b>-</b>	<b>2,548</b>	<b>-</b>	<b>-</b>	<b>-</b>	<b>2,548</b>
<b>Total Appropriations</b>		<b>799,885</b>	<b>867,428</b>	<b>1,212,816</b>	<b>476,674</b>	<b>1,341,121</b>	<b>1,360,077</b>

## 012 - Tax Assessors - Revenues

GL Account	GL Name	Actuals 2021	Actuals 2022	Budget 2023	Actuals 12/31/22	Dept Requested 2024	Proposed 2024
	PROPERTY TAX, TAVT, & PENALTIES	-	-	-	-	-	753,712
	LOCAL OPTION SALES TAX (LOST)	-	-	-	-	-	448,831
	OTHER GENERAL REVENUES	-	-	-	-	-	157,234
	COMBINED REVENUES PRIOR YEAR	799,567	867,037	1,212,516	476,524	-	-
100-34-1100	CUVA ADMIN FEE	318	391	300	150	-	300
<b>Total Revenues</b>		<b>799,885</b>	<b>867,428</b>	<b>1,212,816</b>	<b>476,674</b>	<b>-</b>	<b>1,360,077</b>
<b>Net Surplus/(Deficit)</b>		<b>-</b>	<b>-</b>	<b>-</b>	<b>-</b>	<b>-</b>	<b>0</b>

## 012 - Tax Assessors - Personnel

Title	Full Time Equivalent (FTE)
REAL PROPERTY APPRAISER II	1
ASSESSOR BOARD	0.01
REAL PROPERTY APPRAISER TRAINEE	1
SENIOR APPRAISER IV	1
REAL PROPERTY APPRAISER TRAINEE	1
ASSESSOR BOARD	0.01
CHIEF APPRAISER	1
REAL PROPERTY APPRAISER TRAINEE	1
ASSESSOR BOARD	0.01
SENIOR APPRAISER IV	1
DATA ENTRY/PLAT SPECIALIST	1
REAL PROPERTY APPRAISER II	1
REAL PROPERTY APPRAISER TRAINEE	1
REAL PROPERTY APPRAISER TRAINEE	1
ASSESSOR BOARD	0.01
ASSESSOR BOARD	0.01
REAL PROPERTY APPRAISER III	1
AUDITOR TRAINEE	1
REAL PROP APPR II - CUSTOMER SERVICE REP	1
REAL PROPERTY APPRAISER I	1
<b>Total Personnel</b>	<b>15.05</b>

## 013 - Tax Commissioner - Appropriations

GL Account	GL Name	Actuals 2021	Actuals 2022	Budget 2023	Actuals 12/31/22	Dept Requested 2024	Proposed 2024
100-1545-013-51-1100	SALARIES	462,466	475,482	529,218	242,425	539,148	534,988
100-1545-013-51-1101	RAISES	-	-	17,574	-	-	42,799
100-1545-013-51-1300	OVERTIME	291	364	-	1,284	-	-
100-1545-013-51-2101	MEDICAL/LIFE INSURANCE	4,629	4,091	4,224	2,148	4,224	4,224
100-1545-013-51-2102	HEALTH INSURANCE	141,093	149,135	197,507	72,727	198,997	198,997
100-1545-013-51-2200	PAYROLL TAXES	33,254	34,002	41,830	17,793	41,245	44,201
100-1545-013-51-2401	RETIREMENT	28,869	27,137	32,808	14,172	32,349	34,667
100-1545-013-51-2600	UNEMPLOYMENT	591	892	457	186	593	593
100-1545-013-51-2700	WORKMEN'S COMPENSATION	1,566	1,402	1,531	682	1,186	1,271
<b>Total Personnel</b>		<b>672,758</b>	<b>692,506</b>	<b>825,149</b>	<b>351,418</b>	<b>817,742</b>	<b>861,740</b>
100-1545-013-52-1202	ATTORNEY & PROFESSTIONAL SERVI	204	-	17,000	201	17,000	17,000
100-1545-013-52-2202	R&M - GENERAL(BUILDING)	312	312	-	234	312	312
100-1545-013-52-2208	COMPUTER MAINT. AGREEMNTS	21,346	18,538	22,000	-	22,000	22,000
100-1545-013-52-2211	COVID RELATED EXPENSES	-	-	-	-	-	-
100-1545-013-52-2321	OPERATING LEASES/RENTAL COPIER	2,929	25	3,000	1,522	3,000	-
100-1545-013-52-3102	AUTO,TRK,EQ - INSURANCE	882	875	900	1,076	1,200	1,200
100-1545-013-52-3103	PROF/GEN/LAW LIAB\INSURAN	3,353	3,842	3,900	2,810	3,900	3,000
100-1545-013-52-3201	TELEPHONE	2,675	2,651	2,640	1,297	2,640	2,640
100-1545-013-52-3301	ADVERTISEMENT	-	696	10,000	-	10,000	10,000
100-1545-013-52-3701	PER DIEM & TRAVEL	2,512	42	8,500	67	8,500	8,500
100-1545-013-52-3702	TRAINING SCHOOLS & SEMINA	2,364	14,694	2,000	4,137	6,000	6,000
100-1545-013-52-3705	MEMBERSHIP DUES	990	425	800	156	800	800
<b>Total Services</b>		<b>37,566</b>	<b>42,100</b>	<b>70,740</b>	<b>11,499</b>	<b>75,352</b>	<b>71,452</b>
100-1545-013-53-1101	OFFICE SUPPLIES	19,486	26,649	25,000	11,659	25,000	29,500
100-1545-013-53-1104	POSTAGE	63,487	69,317	50,000	27,846	56,000	56,000
100-1545-013-53-1270	GAS & DIESEL FUEL	229	260	500	108	500	500
100-1545-013-53-1402	PRINTING & PUBLICATIONS	1,513	1,837	2,000	-	2,000	2,000
<b>Total Supplies</b>		<b>84,715</b>	<b>98,063</b>	<b>77,500</b>	<b>39,614</b>	<b>83,500</b>	<b>88,000</b>
100-1545-013-54-2501	OFFICE EQUIPMENT	-	43,942	-	-	-	-
<b>Total Capital</b>		<b>-</b>	<b>43,942</b>	<b>-</b>	<b>-</b>	<b>-</b>	<b>-</b>
100-1545-013-58-1200	CAPITAL LEASE PRINCIPAL	-	1,886	-	-	-	-
100-1545-013-58-2200	CAPITAL LEASE INTEREST	-	79	-	-	-	-
<b>Total Other</b>		<b>-</b>	<b>1,965</b>	<b>-</b>	<b>-</b>	<b>-</b>	<b>-</b>
<b>Total Appropriations</b>		<b>795,039</b>	<b>878,575</b>	<b>973,389</b>	<b>402,531</b>	<b>976,594</b>	<b>1,021,192</b>

## 013 - Tax Commissioner - Revenues

GL Account	GL Name	Actuals 2021	Actuals 2022	Budget 2023	Actuals 12/31/22	Dept Requested 2024	Proposed 2024
	PROPERTY TAX, TAVT, & PENALTIES	-	-	-	-	-	-
	LOCAL OPTION SALES TAX (LOST)	-	-	-	-	-	-
	OTHER GENERAL REVENUES	-	-	-	-	-	-
	COMBINED REVENUES PRIOR YEAR	(222,907)	(165,791)	0	351,373	-	-
100-34-1600	MOTOR VEH MAILING FEES	37,948	25,812	35,000	1	-	35,000
100-34-1940	COMMISSION EARNED	979,998	1,018,554	938,389	51,156	-	986,192
100-36-1000	INTEREST - TAX COMM	-	-	-	-	-	-
<b>Total Revenues</b>		<b>795,039</b>	<b>878,575</b>	<b>973,389</b>	<b>402,531</b>	<b>-</b>	<b>1,021,192</b>
<b>Net Surplus/(Deficit)</b>		<b>-</b>	<b>-</b>	<b>-</b>	<b>-</b>	<b>-</b>	<b>0</b>

## 013 - Tax Commissioner - Personnel

Title	Full Time Equivalent (FTE)
TAX/TAG AGENT	1
PROPERTY TAX SUPERVISOR	1
TAX/TAG AGENT	1
TAX/TAG AGENT	1
CHIEF DEPUTY TAX COMMISSIONER	1
ACCOUNTING GENERALIST I	1
EX-OFFICIO DEPUTY SHERIFF	1
TAX/TAG AGENT	1
TAX COMMISSIONER	1
TAX/TAG AGENT	1
OFFICE MANAGER	1
MOTOR VEHICLE SUPERVISOR	1
EXECUTIVE ASSISTANT	1
<b>Total Personnel</b>	<b>13</b>



## 014 - Human Resources - Appropriations

GL Account	GL Name	Actuals 2021	Actuals 2022	Budget 2023	Actuals 12/31/22	Dept Requested 2024	Proposed 2024
100-1540-014-51-1100	SALARIES	208,130	249,920	240,677	132,978	249,891	249,891
100-1540-014-51-1101	RAISES	-	-	7,962	-	-	19,991
100-1540-014-51-1110	PERFORMANCE AWARD	14,089	13,768	14,000	8,893	-	14,000
100-1540-014-51-1300	OVERTIME	293	533	-	745	-	-
100-1540-014-51-2101	MEDICAL/LIFE INSURANCE	2,019	1,669	1,625	1,038	1,625	1,625
100-1540-014-51-2102	HEALTH INSURANCE	25,255	38,970	60,871	31,790	65,707	65,707
100-1540-014-51-2200	PAYROLL TAXES	15,755	18,800	19,021	9,991	19,117	20,646
100-1540-014-51-2401	RETIREMENT	11,223	12,601	14,918	6,506	14,993	16,193
100-1540-014-51-2600	UNEMPLOYMENT	282	475	176	-	228	228
100-1540-014-51-2700	WORKMEN'S COMPENSATION	701	739	696	376	550	594
<b>Total Personnel</b>		<b>277,748</b>	<b>337,474</b>	<b>359,946</b>	<b>192,316</b>	<b>352,111</b>	<b>388,875</b>
100-1540-014-52-1202	ATTORNEY & PROFESSIONAL SERVICES	525	2,831	1,500	1,500	2,000	2,000
100-1540-014-52-2208	COMPUTER MAINT. AGREEMNTS	-	-	-	-	-	-
100-1540-014-52-2211	COVID RELATED EXPENSES	50	-	-	-	-	-
100-1540-014-52-2321	OPERATING LEASES/RENTAL COPIERS	3,763	741	2,400	4,426	-	-
100-1540-014-52-3102	AUTO,TRK,EQ - INSURANCE	-	-	880	-	-	-
100-1540-014-52-3103	PROF/GEN/LAW LIAB/INS	1,380	1,531	1,600	1,226	-	1,300
100-1540-014-52-3201	TELEPHONE	2,307	2,750	2,400	1,217	2,800	2,800
100-1540-014-52-3301	ADVERTISEMENT	-	-	1,500	-	1,500	1,500
100-1540-014-52-3601	ADMIN FEES - INSURANCE	68,936	66,886	68,500	34,333	-	68,500
100-1540-014-52-3602	ADMIN FEES - RETIREMENT	66,934	70,656	67,000	18,027	-	70,000
100-1540-014-52-3701	PER DIEM & TRAVEL	56	940	3,000	535	5,000	5,000
100-1540-014-52-3702	TRAINING SCHOOLS & SEMINARS	303	1,320	5,000	1,707	7,000	7,000
100-1540-014-52-3705	MEMBERSHIP DUES	1,004	605	800	411	1,000	1,000
100-1540-014-52-3915	BACKGROUND CHECKS & MEDICAL	10,914	9,818	15,000	7,431	15,000	15,000
100-1540-014-52-3916	BANK CHARGES	-	-	100	-	-	-
<b>Total Services</b>		<b>156,172</b>	<b>158,078</b>	<b>169,680</b>	<b>70,813</b>	<b>34,300</b>	<b>174,100</b>
100-1540-014-53-1101	OFFICE SUPPLIES	5,906	9,417	9,000	1,986	-	6,000
100-1540-014-53-1104	POSTAGE	9	46	200	11	-	200
100-1540-014-53-1105	ACCG SAFETY GRANT	-	8,782	-	2,324	-	-
100-1540-014-53-1110	WELLNESS FAIR	1,603	2,975	15,000	965	15,000	15,000
100-1540-014-53-1270	GAS & DIESEL FUEL	-	98	300	165	300	300
100-1540-014-53-1402	PRINTING & PUBLICATIONS	481	2,430	2,000	738	2,000	2,000
<b>Total Supplies</b>		<b>7,998</b>	<b>23,747</b>	<b>26,500</b>	<b>6,189</b>	<b>17,300</b>	<b>23,500</b>
100-1540-014-54-2501	OFFICE EQUIPMENT	-	-	6,000	-	-	-
100-1540-014-54-9999	LEASED EQUIPMENT	-	17,864	-	-	-	-
<b>Total Capital</b>		<b>-</b>	<b>17,864</b>	<b>6,000</b>	<b>-</b>	<b>-</b>	<b>-</b>
100-1540-014-58-1200	CAPITAL LEASE PRINCIPAL	-	6,819	-	-	-	-
100-1540-014-58-2200	CAPITAL LEASE INTEREST	-	285	-	-	-	-
<b>Total Other</b>		<b>-</b>	<b>7,103</b>	<b>-</b>	<b>-</b>	<b>-</b>	<b>-</b>
<b>Total Appropriations</b>		<b>441,918</b>	<b>544,267</b>	<b>562,126</b>	<b>269,319</b>	<b>403,711</b>	<b>586,475</b>

## 014 - Human Resources - Revenues

GL Account	GL Name	Actuals 2021	Actuals 2022	Budget 2023	Actuals 12/31/22	Dept Requested 2024	Proposed 2024
	PROPERTY TAX, TAVT, & PENALTIES	-	-	-	-	-	325,078
	LOCAL OPTION SALES TAX (LOST)	-	-	-	-	-	193,582
	OTHER GENERAL REVENUES	-	-	-	-	-	67,815
	COMBINED REVENUES PRIOR YEAR	441,918	535,937	562,126	260,819	-	-
100-33-4142	ACCG SAFETY GRANT	-	8,330	-	8,500	-	-
<b>Total Revenues</b>		<b>441,918</b>	<b>544,267</b>	<b>562,126</b>	<b>269,319</b>	<b>-</b>	<b>586,475</b>
<b>Net Surplus/(Deficit)</b>		<b>-</b>	<b>-</b>	<b>-</b>	<b>-</b>	<b>-</b>	<b>0</b>

## 014 - Human Resources - Personnel

Title	Full Time Equivalent (FTE)
RISK MANAGEMENT TECHNICIAN	1
ASSISTANT DIRECTOR OF HUMAN RESOURCES AND RISK MAI	1
DIRECTOR OF HUMAN RESOURCES AND RISK MANAGEMENT	1
HUMAN RESOURCES GENERALIST I	1
HUMAN RESOURCES ADMINISTRATIVE ASSISTANT	1
<b>Total Personnel</b>	<b>5</b>

## 015 - Finance - Appropriations

GL Account	GL Name	Actuals 2021	Actuals 2022	Budget 2023	Actuals 12/31/22	Dept Requested 2024	Proposed 2024
100-1510-015-51-1100	SALARIES	364,851	381,572	408,170	188,571	386,194	404,953
100-1510-015-51-1101	RAISES	-	-	17,905	-	-	32,396
100-1510-015-51-1300	OVERTIME	3,215	4,764	-	3,211	-	-
100-1510-015-51-2101	MEDICAL/LIFE INSURANCE	3,313	2,864	2,925	1,308	2,600	2,600
100-1510-015-51-2102	HEALTH INSURANCE	63,600	96,945	113,255	32,786	122,398	122,398
100-1510-015-51-2200	PAYROLL TAXES	27,072	29,027	32,595	22,175	29,544	33,457
100-1510-015-51-2401	RETIREMENT	20,074	20,182	24,896	9,853	22,641	24,453
100-1510-015-51-2600	UNEMPLOYMENT	397	520	352	82	410	456
100-1510-015-51-2700	WORKMEN'S COMPENSATION	1,243	1,141	1,193	537	850	962
<b>Total Personnel</b>		<b>483,766</b>	<b>537,015</b>	<b>601,290</b>	<b>258,524</b>	<b>564,637</b>	<b>621,675</b>
100-1510-015-52-1101	CONSULTANT	-	200	5,000	-	5,000	5,000
100-1510-015-52-1201	AUDITORS	51,250	55,250	52,000	24,900	52,000	52,000
100-1510-015-52-2202	R&M - GENERAL(BUILDING)	-	517	-	-	-	-
100-1510-015-52-2321	OPERATING LEASES/RENTAL COPIER	3,001	475	3,050	1,424	3,050	-
100-1510-015-52-3102	AUTO,TRUCK,EQUIPMENT INSURANCE	882	875	-	1,076	-	1,100
100-1510-015-52-3103	PROF/GEN/LAW LIAB\INSURAN	2,584	2,939	3,000	2,086	3,000	3,000
100-1510-015-52-3201	TELEPHONE	15,356	15,375	16,000	7,300	16,000	16,000
100-1510-015-52-3606	CGRDC DUES	50,541	50,541	52,000	31,748	52,000	52,000
100-1510-015-52-3701	PER DIEM & TRAVEL	(146)	(95)	2,000	1,748	2,000	2,000
100-1510-015-52-3702	TRAINING SCHOOLS & SEMINA	1,211	-	1,500	458	1,500	1,500
100-1510-015-52-3705	MEMBERSHIP DUES	9,532	13,416	9,000	5,857	9,000	9,000
100-1510-015-52-3916	BANK CHARGES	2,743	7,582	5,000	4,906	5,000	8,000
100-1510-015-52-4000	RETURNED CHECK EXPENSE	25	-	2,000	-	2,000	2,000
<b>Total Services</b>		<b>136,979</b>	<b>147,076</b>	<b>150,550</b>	<b>81,504</b>	<b>150,550</b>	<b>151,600</b>
100-1510-015-53-1101	OFFICE SUPPLIES	8,749	8,439	14,000	4,286	14,000	13,000
100-1510-015-53-1102	OPERATING SUPPLIES	2,581	347	4,000	-	4,000	4,000
100-1510-015-53-1103	JANITORIAL SUPPLIES	7	-	-	-	-	-
100-1510-015-53-1104	POSTAGE	5,102	4,088	6,100	3,851	6,100	6,400
100-1510-015-53-1210	UTILITIES	385	455	-	210	2	420
100-1510-015-53-1270	GAS & DIESEL FUEL	91	105	200	87	200	200
<b>Total Supplies</b>		<b>16,915</b>	<b>13,434</b>	<b>24,300</b>	<b>8,434</b>	<b>24,302</b>	<b>24,020</b>
100-1510-015-54-9999	LEASED EQUIPMENT	-	6,863	-	-	-	-
<b>Total Capital</b>		<b>-</b>	<b>6,863</b>	<b>-</b>	<b>-</b>	<b>-</b>	<b>-</b>
100-1510-015-58-1200	CAPITAL LEASE PRINCIPAL	-	2,620	-	-	-	2,729
100-1510-015-58-2200	CAPITAL LEASE INTEREST	-	109	-	-	-	-
<b>Total Other</b>		<b>-</b>	<b>2,729</b>	<b>-</b>	<b>-</b>	<b>-</b>	<b>2,729</b>
<b>Total Appropriations</b>		<b>637,660</b>	<b>707,117</b>	<b>776,140</b>	<b>348,461</b>	<b>739,489</b>	<b>800,024</b>

## 015 - Finance - Revenues

GL Account	GL Name	Actuals 2021	Actuals 2022	Budget 2023	Actuals 12/31/22	Dept Requested 2024	Proposed 2024
	PROPERTY TAX, TAVT, & PENALTIES	-	-	-	-	-	443,446
	LOCAL OPTION SALES TAX (LOST)	-	-	-	-	-	264,069
	OTHER GENERAL REVENUES	-	-	-	-	-	92,508
	COMBINED REVENUES PRIOR YEAR	637,660	707,117	776,140	348,461	-	-
<b>Total Revenues</b>		<b>637,660</b>	<b>707,117</b>	<b>776,140</b>	<b>348,461</b>	<b>-</b>	<b>800,024</b>
<b>Net Surplus/(Deficit)</b>		<b>-</b>	<b>-</b>	<b>-</b>	<b>-</b>	<b>-</b>	<b>(0)</b>

## 015 - Finance - Personnel

Title	Full Time Equivalent (FTE)
ACCOUNTING CLERK	1
FINANCE DIRECTOR	1
DEPUTY DIRECTOR OF FINANCE	1
ACCOUNTING CLERK	1
ACCOUNTING GENERALIST II	1
ACCOUNTING GENERALIST I	1
ADMIN ASSISTANT	0.63
ACCOUNTING GENERALIST II	1
ACCOUNTING CLERK	0.6
PROJECT ACCOUNTANT II	1
<b>Total Personnel</b>	<b>9.23</b>

# 016 - Prison - Appropriations

GL Account	GL Name	Actuals 2021	Actuals 2022	Budget 2023	Actuals 12/31/22	Dept Requested 2024	Proposed 2024
100-3420-016-51-1100	SALARIES	1,370,027	1,623,204	1,632,246	872,450	1,694,586	1,694,586
100-3420-016-51-1101	RAISES	-	-	41,705	-	-	135,567
100-3420-016-51-1300	OVERTIME	7,165	14,119	-	10,133	-	-
100-3420-016-51-2101	MEDICAL/LIFE INSURANCE	14,975	13,758	12,024	6,955	12,348	12,348
100-3420-016-51-2102	HEALTH INSURANCE	312,902	340,511	389,366	178,966	462,623	462,623
100-3420-016-51-2200	PAYROLL TAXES	102,054	121,523	128,057	66,089	129,636	140,007
100-3420-016-51-2401	RETIREMENT	72,635	81,626	98,575	42,867	98,513	106,394
100-3420-016-51-2600	UNEMPLOYMENT	1,852	2,572	1,371	497	1,824	1,824
100-3420-016-51-2700	WORKMEN'S COMPENSATION	32,891	36,902	36,356	19,328	33,016	35,657
<b>Total Personnel</b>		<b>1,914,500</b>	<b>2,234,215</b>	<b>2,339,701</b>	<b>1,197,284</b>	<b>2,432,547</b>	<b>2,589,007</b>
100-3420-016-52-1306	PEST CONTROL	1,704	1,980	1,800	660	1,980	1,800
100-3420-016-52-2202	R & M - GENERAL(BUILDING)	31,393	26,478	30,000	10,614	30,000	30,000
100-3420-016-52-2203	R & M - GENERAL(EQUIPMNT)	10,426	5,138	10,000	602	10,000	10,000
100-3420-016-52-2204	R & M - GENERAL(GROUNDS)	1,305	907	1,500	68	1,500	1,500
100-3420-016-52-2208	MAINT. CONTRACTS	1,426	362	1,800	1,200	1,800	1,800
100-3420-016-52-2321	OPERATING LEASES/RENTAL COPIER	7,685	3,864	7,700	3,592	7,700	-
100-3420-016-52-3101	PROPERTY INSURANCE	6,776	7,117	7,200	9,554	7,200	9,600
100-3420-016-52-3102	AUTO,TRK,EQ - INSURANCE	12,377	12,279	12,300	14,017	12,300	14,100
100-3420-016-52-3103	PROF/GEN/LAW LIAB\INSURAN	19,556	21,187	22,000	14,009	22,000	14,100
100-3420-016-52-3201	TELEPHONE	1,555	1,542	1,550	694	1,550	1,550
100-3420-016-52-3201-1	PAGERS/LINKS/CELLS	1,140	1,140	-	288	-	-
100-3420-016-52-3701	PER DIEM & TRAVEL	785	2,008	2,000	35	2,000	2,000
100-3420-016-52-3702	TRAINING SCHOOLS & SEMINA	-	-	1,500	-	1,500	1,500
100-3420-016-52-3901	MEDICAL	124	-	2,000	70	2,000	4,000
100-3420-016-52-3906	MEDICAL	459	421	-	121	2,000	-
100-3420-016-52-4500	INDIGENT FUND	89	95	1,000	35	1,000	1,000
<b>Total Services</b>		<b>96,801</b>	<b>84,518</b>	<b>102,350</b>	<b>55,559</b>	<b>104,530</b>	<b>92,950</b>
100-3420-016-53-1101	OFFICE SUPPLIES	11,965	10,497	10,000	4,082	10,000	10,000
100-3420-016-53-1102	OPERATING SUPPLIES	67,707	67,552	75,000	34,924	75,000	75,000
100-3420-016-53-1104	POSTAGE	6	-	-	-	-	-
100-3420-016-53-1105	Inmate release expenditures	9,593	10,791	10,000	4,867	10,000	11,000
100-3420-016-53-1106	INMATE RECREATION COMMISSION	58,860	49,228	44,000	23,882	44,000	45,000
100-3420-016-53-1109	CLOTHING,BEDDING,ETC.	29,967	37,885	35,000	14,471	35,000	35,000
100-3420-016-53-1210	UTILITIES	238,241	223,477	250,153	103,137	250,153	250,000
100-3420-016-53-1240	DISPOSAL ROLLOFFS-PRISON	8,652	9,889	6,500	4,813	6,500	10,000
100-3420-016-53-1270	GAS & DIESEL FUEL	16,030	18,703	25,600	9,288	25,600	22,000
100-3420-016-53-1301	GROCERIES	306,488	313,399	340,000	143,748	340,000	340,000
100-3420-016-53-1701	UNIFORMS	6,110	9,410	8,500	2,845	8,500	8,500
<b>Total Supplies</b>		<b>753,618</b>	<b>750,831</b>	<b>804,753</b>	<b>346,058</b>	<b>804,753</b>	<b>806,500</b>
100-3420-016-54-1210	CONSTRUCTION	15,042	-	-	-	-	-
100-3420-016-54-2201	AUTOS & TRUCKS	-	-	192,000	1,952	-	-
100-3420-016-54-2502	OTHER EQUIPMENT	10,000	19,441	15,000	-	-	-
100-3420-016-54-9999	LEASED EQUIPMENT	-	10,188	-	-	-	-
<b>Total Capital</b>		<b>25,042</b>	<b>29,629</b>	<b>207,000</b>	<b>1,952</b>	<b>-</b>	<b>-</b>
100-3420-016-58-1200	CAPITAL LEASE PRINCIPAL	-	3,889	48,000	14,451	93,872	97,869
100-3420-016-58-2200	CAPITAL LEASE INTEREST	-	162	-	3,620	-	-
<b>Total Other</b>		<b>-</b>	<b>4,051</b>	<b>48,000</b>	<b>18,071</b>	<b>93,872</b>	<b>97,869</b>
<b>Total Appropriations</b>		<b>2,789,962</b>	<b>3,103,244</b>	<b>3,501,804</b>	<b>1,618,924</b>	<b>3,435,702</b>	<b>3,586,326</b>

## 016 - Prison - Revenues

GL Account	GL Name	2021	2022	2023	12/31/22	2024	2024
	PROPERTY TAX, TAVT, & PENALTIES	-	-	-	-	-	853,990
	LOCAL OPTION SALES TAX (LOST)	-	-	-	-	-	508,545
	OTHER GENERAL REVENUES	-	-	-	-	-	178,153
	COMBINED REVENUES PRIOR YEAR	913,953	1,400,118	1,830,804	739,558	-	
100-33-4216	GA DEPT OF CORRECTIONS	1,400,498	1,440,296	1,440,000	622,072	-	1,440,000
100-33-4224	CORRECTIONS GED PROGRAM	-	-	-	-	-	-
100-33-7003	INMATE WORK DETAIL REIMBURSEME	222,013	253,971	223,000	194,679	-	381,138
100-34-1906	PRISION INMATE RELEASE REIMB	8,547	8,860	8,000	3,764	-	8,000
100-38-9001	INMATE RECREATION COMMISSION R	-	-	-	6,807	-	-
100-38-9001-10	INMATES GRATUITY RELEASE CHECK	2,325	-	-	975	-	-
100-38-9001-12	INDIGENT POSTAGE	58	-	-	-	-	-
100-38-9001-13	INMATE TELEPHONE COMMISSION	136,998	-	-	14,476	-	100,000
100-38-9001-19	MCDANIELS KIOSK FEES	-	-	-	-	-	100
100-38-9001-20	INMATE DENTAL	72	-	-	-	-	100
100-38-9001-21	INMATE MISC FEES	290	-	-	-	-	100
100-38-9001-3	MEDICAL CO-PAY	359	-	-	-	-	100
100-38-9001-4	DISCIPLINARY REPORT FEES	1,577	-	-	-	-	1,000
100-38-9001-6	ID FEES	5	-	-	-	-	100
100-38-9001-9	COMMISSARY COMMISSION	103,268	-	-	36,593	-	115,000
<b>Total Revenues</b>		<b>2,789,962</b>	<b>3,103,244</b>	<b>3,501,804</b>	<b>1,618,924</b>	<b>-</b>	<b>3,586,326</b>
<b>Net Surplus/(Deficit)</b>		<b>-</b>	<b>-</b>	<b>-</b>	<b>-</b>	<b>-</b>	<b>0</b>

## 016 - Prison - Personnel

	Title	Full Time Equivalent (FTE)
	CORRECTIONAL OFFICER	25.47
	CAPTAIN	1
	CHAPLIN	0.5
	CORRECTIONS COUNSELOR	2
	DEPUTY WARDEN	1
	LIEUTENANT	2
	OPERATIONS MANAGER	1
	SERGEANT	5
	WARDEN	1
<b>Total Personnel</b>		<b>38.97</b>

# 017 - Sheriff's Office - Appropriations

GL Account	GL Name	Actuals 2021	Actuals 2022	Budget 2023	Actuals 12/31/22	Dept Requested 2024	Proposed 2024
100-3310-017-51-1100	SALARIES	4,338,390	4,580,811	5,281,993	2,504,601	5,640,752	5,640,752
100-3310-017-51-1101	RAISES	-	-	10,645	-	-	169,223
100-3310-017-51-1300	OVERTIME	508,476	532,458	418,912	336,830	470,758	470,758
100-3310-017-51-2101	MEDICAL/LIFE SUPPLEMENTAL	41,788	37,079	30,709	18,306	32,171	32,171
100-3310-017-51-2102	HEALTH INSURANCE	1,198,913	1,348,435	1,716,031	654,823	1,903,459	1,903,459
100-3310-017-51-2200	PAYROLL TAXES	350,912	369,616	436,934	207,898	467,530	480,476
100-3310-017-51-2401	RETIREMENT	244,717	248,794	330,360	137,393	352,482	362,315
100-3310-017-51-2600	UNEMPLOYMENT	5,046	6,542	3,761	513	4,925	4,925
100-3310-017-51-2700	WORKMEN'S COMPENSATION	104,383	102,052	109,805	55,174	108,135	111,123
<b>Total Personnel</b>		<b>6,792,625</b>	<b>7,225,787</b>	<b>8,339,150</b>	<b>3,915,538</b>	<b>8,980,211</b>	<b>9,175,200</b>
100-3310-017-52-1101	CONSULTANT	19,380	491	17,820	-	17,820	17,820
100-3310-017-52-1102	APPEAL BOARD	6,772	512	-	446	-	-
100-3310-017-52-1207	INVESTIGATIVE WORK	7,678	9,129	3,900	5,102	3,900	3,900
100-3310-017-52-1210	SECURITY	1,800	1,081	-	-	-	-
100-3310-017-52-1303	COMPUTER SERVICES	3,279	1,250	2,500	1,188	2,500	2,500
100-3310-017-52-1303-1	COMPUTER SERVICES FORENSICS	4,728	5,310	20,900	2,928	20,900	20,900
100-3310-017-52-2202	R & M - GENERAL(BUILDING)	1,501	21,057	19,500	7,103	19,500	19,500
100-3310-017-52-2203	R & M - GENERAL(EQUIPMNT)	11,254	8,007	7,000	784	7,000	7,000
100-3310-017-52-2205	VEHICLE ACCIDENT	30,426	35,676	25,000	10,932	30,000	25,000
100-3310-017-52-2208	COMPUTER MAINT. AGREEMNTS	92,715	93,015	84,000	48,694	84,000	110,000
100-3310-017-52-2211	COVID RELATED EXPENSES	2,700	260	-	-	-	-
100-3310-017-52-2321	OPERATING LEASES/RENTAL COPIER	7,638	-	7,600	3,819	7,600	-
100-3310-017-52-3101	PROPERTY INSURANCE	17,221	18,048	18,100	24,320	18,100	24,400
100-3310-017-52-3102	AUTO,TRK,EQ - INSURANCE	113,649	112,786	113,000	180,586	113,000	181,000
100-3310-017-52-3103	PROF/GEN/LAW LIAB\INSURAN	65,277	69,729	70,000	49,933	70,000	50,000
100-3310-017-52-3201	TELEPHONE	75,728	82,946	62,505	42,199	62,505	62,505
100-3310-017-52-3301	ADVERTISEMENT	2,220	1,739	3,500	1,719	3,500	3,500
100-3310-017-52-3520	TAG & TITLE FOR VEHICLES	1,550	439	1,000	2	1,000	1,000
100-3310-017-52-3701	PER DIEM & TRAVEL	9,729	16,560	18,000	11,199	18,000	18,000
100-3310-017-52-3702	TRAINING SCHOOLS & SEMINA	4,395	14,993	12,000	5,536	12,000	12,000
100-3310-017-52-3705	MEMBERSHIP DUES	1,965	4,925	2,500	1,002	2,500	2,500
100-3310-017-52-3850	CONTRACT LABOR	-	-	5,000	-	5,000	5,000
100-3310-017-52-3901	MEDICAL	100	4,496	-	1,704	5,000	5,000
<b>Total Services</b>		<b>481,703</b>	<b>502,449</b>	<b>493,825</b>	<b>399,194</b>	<b>503,825</b>	<b>571,525</b>
100-3310-017-53-1101	OFFICE SUPPLIES	1,680	2,973	-	3,008	-	-
100-3310-017-53-1102	OPERATING SUPPLIES	104,980	98,210	90,000	39,528	90,000	110,000
100-3310-017-53-1105	AMMUNITION	-	26,755	30,000	28,160	35,000	35,000
100-3310-017-53-1117	COMPUTERS	4,500	5,293	15,000	-	15,000	15,000
100-3310-017-53-1210	UTILITIES	65,742	61,174	69,030	25,806	69,030	69,030
100-3310-017-53-1270	GAS & DIESEL FUEL	275,154	416,666	415,000	182,301	450,000	430,000
100-3310-017-53-1701	UNIFORMS	43,102	54,855	35,000	25,900	35,000	35,000
100-3310-017-53-1702	GA HIGHWAY SAFETY GRANT EXPENS	13,484	23,076	22,000	2,955	22,000	22,000
<b>Total Supplies</b>		<b>508,642</b>	<b>689,003</b>	<b>676,030</b>	<b>307,657</b>	<b>716,030</b>	<b>716,030</b>
100-3310-017-54-1210	CONSTRUCTION	12,941	-	-	-	-	-
100-3310-017-54-2201	AUTOS & TRUCKS	255,198	17,440	220,000	(5,398)	-	-
100-3310-017-54-2502	OTHER EQUIPMENT	26,822	35,905	30,000	19,850	116,500	116,500
100-3310-017-54-2509	OTHER\PISTOLS,RIFLES,AMMO	1,387	267	-	-	-	-
100-3310-017-54-9999	LEASED EQUIPMENT	-	2,324,884	-	-	803,960	803,960
<b>Total Capital</b>		<b>296,348</b>	<b>2,378,497</b>	<b>250,000</b>	<b>14,452</b>	<b>920,460</b>	<b>920,460</b>
100-3310-017-58-1200	CAPITAL LEASE PRINCIPAL	-	128,587	468,219	252,220	733,520	737,997
100-3310-017-58-2200	CAPITAL LEASE INTEREST	-	16,055	-	35,423	-	-
<b>Total Other</b>		<b>-</b>	<b>144,642</b>	<b>468,219</b>	<b>287,643</b>	<b>733,520</b>	<b>737,997</b>
<b>Total Appropriations</b>		<b>8,079,319</b>	<b>10,940,378</b>	<b>10,227,223</b>	<b>4,924,484</b>	<b>11,854,046</b>	<b>12,121,213</b>

## 017 - Sheriff's Office - Revenues

GL Account	GL Name	Actuals 2021	Actuals 2022	Budget 2023	Actuals 12/31/22	Dept Requested 2024	Proposed 2024
	PROPERTY TAX, TAVT, & PENALTIES	-	-	-	-	-	6,646,068
	LOCAL OPTION SALES TAX (LOST)	-	-	-	-	-	3,957,691
	OTHER GENERAL REVENUES	-	-	-	-	-	1,386,453
	COMBINED REVENUES PRIOR YEAR	7,887,510	10,697,631	10,105,223	4,871,646	-	-
100-33-1123	GA HIGHWAY SAFETY GRANT REVENU	67,723	90,585	-	15,929	-	-
100-33-1124	SORNA GRANT	-	-	-	-	-	-
100-33-1170	FBI VIOLENT CRIME TASK FORCE	20,394	24,028	20,000	4,307	-	24,000
100-35-1190	SHERIFF'S OFFICE FINES	54,445	66,437	60,000	24,649	-	60,000
100-38-3003	INSURANCE RECOVERIES - SHERIFF	46,219	60,794	40,000	7,703	-	45,000
100-38-9011	SHERIFF INMATE RESTITUTION	3,028	903	2,000	250	-	2,000
<b>Total Revenues</b>		<b>8,079,319</b>	<b>10,940,378</b>	<b>10,227,223</b>	<b>4,924,484</b>	<b>-</b>	<b>12,121,213</b>
<b>Net Surplus/(Deficit)</b>		<b>-</b>	<b>-</b>	<b>-</b>	<b>-</b>	<b>-</b>	<b>0</b>

## 017 - Sheriff's Office - Personnel

Title	Full Time Equivalent (FTE)
ADMINISTRATIVE ASSISTANT I	1
BAILIFF	0.02
CAPTAIN	2
CHAPLIN	1
CHIEF DEPUTY	1
CIVIL PROCESS COORDINATOR	1
COMMUNICATIONS OFFICER	11
CORPORAL	7
COURT SECURITY BLUE COAT	2.82
CRIME ANALYST / COMMUNITY LIASION	1
DEPUTY SHERIFF	39.47
EXECUTIVE ASSISTANT	1
G.C.I.C. TERMINAL AGENCY COORDINATOR	1
INVESTIGATOR	9
OFFICE ASSISTANT	1
OFFICE COORDINATOR	1
OPEN RECORDS/PROFESSIONAL STANDARDS SPECIALIST	1
PUBLIC INFORMATION OFFICER	1
PURCHASING CLERK	1
RECEPTIONIST	1
SERGEANT	14
SHERIFF	1
SUPERIOR COURT CLERK	1
WARRANT DIVISION CLERK	1
WARRANTS DIVISION SERGEANT	1
<b>Total Personnel</b>	<b>102.31</b>

## 018 - Sheriff's Office Jail - Appropriations

GL Account	GL Name	Actuals 2021	Actuals 2022	Budget 2023	Actuals 12/31/22	Dept Requested 2024	Proposed 2024
100-3326-018-51-1100	SALARIES	1,855,483	1,987,449	2,528,481	1,046,469	2,647,450	2,647,450
100-3326-018-51-1101	RAISES	-	-	5,497	-	-	79,424
100-3326-018-51-1300	OVERTIME	105,374	187,641	156,623	108,425	172,091	172,091
100-3326-018-51-2101	MEDICAL/LIFE INSURANCE	20,509	17,645	17,873	7,992	19,173	19,173
100-3326-018-51-2102	HEALTH INSURANCE	615,202	634,738	890,692	278,702	979,558	979,558
100-3326-018-51-2200	PAYROLL TAXES	141,405	158,722	205,831	85,575	215,695	221,771
100-3326-018-51-2401	RETIREMENT	98,245	108,467	161,436	56,579	169,172	173,938
100-3326-018-51-2600	UNEMPLOYMENT	2,820	3,559	2,039	496	2,690	2,690
100-3326-018-51-2700	WORKMEN'S COMPENSATION	43,209	44,748	57,063	22,264	49,760	51,162
<b>Total Personnel</b>		<b>2,882,246</b>	<b>3,142,969</b>	<b>4,025,535</b>	<b>1,606,503</b>	<b>4,255,588</b>	<b>4,347,256</b>
100-3326-018-52-1306	PEST CONTROL	3,759	7,590	3,600	1,200	3,600	3,600
100-3326-018-52-2202	R & M - GENERAL (BUILDING)	31,058	34,149	40,000	18,973	40,000	40,000
100-3326-018-52-2203	R & M - GENERAL(EQUIPMENT)	3,475	19,444	16,000	8,983	20,000	20,000
100-3326-018-52-2204	R&M - GENERAL(GROUNDS)	2,231	2,054	2,000	702	2,000	2,000
100-3326-018-52-2208	COMPUTER MAINT. AGREEMENTS	833	-	15,000	77	15,000	15,000
100-3326-018-52-2211	COVID RELATED EXPENSES	1,950	-	-	-	-	-
100-3326-018-52-2321	OPERATING LEASES/RENTAL COPIER	3,260	-	3,300	1,630	3,300	-
100-3326-018-52-3103	PROF/GEN/LAW LIAB\INSURAN	30,946	34,385	35,000	24,104	35,000	35,000
100-3326-018-52-3106	CATASTROPHIC INSURANCE	22,272	24,698	25,000	12,426	25,000	25,000
100-3326-018-52-3201	TELEPHONE	2,663	2,645	2,700	1,331	2,700	2,700
100-3326-018-52-3701	PER DIEM & TRAVEL	-	6,281	1,000	472	1,000	1,000
100-3326-018-52-3702	TRAINING SCHOOLS & SEMINA	1,467	2,207	2,500	467	2,500	2,500
100-3326-018-52-3907	BOARDING OF EFF CO INMATE - SC	32	36,736	55,000	7,011	55,000	55,000
<b>Total Services</b>		<b>103,946</b>	<b>170,188</b>	<b>201,100</b>	<b>77,376</b>	<b>205,100</b>	<b>201,800</b>
100-3326-018-53-1101	OFFICE SUPPLIES	5,382	5,746	5,000	3,467	10,000	8,000
100-3326-018-53-1102	OPERATING SUPPLIES	11,929	12,195	13,000	2,663	22,000	15,000
100-3326-018-53-1103	JANITORIAL SUPPLIES	40,714	30,772	30,000	17,920	35,000	35,000
100-3326-018-53-1104	POSTAGE	1,620	1,899	2,000	924	2,000	2,000
100-3326-018-53-1109	CLOTHING,BEDDING,ETC.	13,364	34,754	25,000	12,612	25,000	25,000
100-3326-018-53-1117	COMPUTERS	4,301	1,773	2,500	-	2,500	2,500
100-3326-018-53-1210	UTILITIES	39,562	43,842	41,540	19,839	41,540	41,540
100-3326-018-53-1240	DISPOSAL ROLLOFFS-JAIL	2,472	2,822	2,500	1,373	2,500	2,500
100-3326-018-53-1270	GAS & DIESEL FUEL	1,053	1,534	12,000	1,281	12,000	12,000
100-3326-018-53-1301	GROCERIES	237,083	333,730	336,000	156,963	350,000	350,000
100-3326-018-53-1400	INMATE TRANSPORT COST	4,217	2,250	3,000	1,815	6,000	6,000
100-3326-018-53-1701	UNIFORMS	6,841	12,481	13,000	5,587	13,000	13,000
<b>Total Supplies</b>		<b>368,537</b>	<b>483,797</b>	<b>485,540</b>	<b>224,445</b>	<b>521,540</b>	<b>512,540</b>
100-3326-018-54-2501	OFFICE EQUIPMENT	-	-	-	-	-	-
100-3326-018-54-2502	OTHER EQUIPMENT	158,214	-	-	-	-	-
100-3326-018-54-9999	LEASED EQUIPMENT	-	8,130	-	-	-	-
<b>Total Capital</b>		<b>158,214</b>	<b>8,130</b>	<b>-</b>	<b>-</b>	<b>-</b>	<b>-</b>
100-3326-018-58-1200	CAPITAL LEASE PRINCIPAL	-	3,103	-	-	-	3,233
100-3326-018-58-2200	CAPITAL LEASE INTEREST	-	130	-	-	-	-
<b>Total Other</b>		<b>-</b>	<b>3,233</b>	<b>-</b>	<b>-</b>	<b>-</b>	<b>3,233</b>
<b>Total Appropriations</b>		<b>3,512,943</b>	<b>3,808,316</b>	<b>4,712,175</b>	<b>1,908,324</b>	<b>4,982,228</b>	<b>5,064,828</b>

## 018 - Sheriff's Office Jail - Revenues

GL Account	GL Name	Actuals 2021	Actuals 2022	Budget 2023	Actuals 12/31/22	Dept Requested 2024	Proposed 2024
	PROPERTY TAX, TAVT, & PENALTIES	-	-	-	-	-	2,807,389
	LOCAL OPTION SALES TAX (LOST)	-	-	-	-	-	1,671,783
	OTHER GENERAL REVENUES	-	-	-	-	-	585,657
	COMBINED REVENUES PRIOR YEAR	3,470,532	3,808,150	4,712,175	1,908,324	-	-
100-34-2331	JAIL BOARD	42,411	166	-	-	-	-
100-38-9019	TURNOVER SAVINGS - JAIL	-	-	-	-	-	-
<b>Total Revenues</b>		<b>3,512,943</b>	<b>3,808,316</b>	<b>4,712,175</b>	<b>1,908,324</b>	<b>-</b>	<b>5,064,828</b>
<b>Net Surplus/(Deficit)</b>		<b>-</b>	<b>-</b>	<b>-</b>	<b>-</b>	<b>-</b>	<b>0</b>

## 018 - Sheriff's Office Jail - Personnel

Title	Full Time Equivalent (FTE)
BOOKING OFFICER	4
CAPTAIN, JAIL COMMANDER	1
CLERK, JAIL	1
COMMUNICATIONS OFFICER I	1
CORPORAL DETENTION	9
DETENTION OFFICER	36
INFORMATION SYSTEMS TECHNICIAN	2
INTELLIGENCE OFFICER	1
LIEUTENANT, ASST. JAIL COMMANDER	1
MAINTENANCE WORKER II	1
SERGEANT, DETENTION	2
<b>Total Personnel</b>	<b>59</b>



# 019 - EMS - Appropriations

GL Account	GL Name	Actuals 2021	Actuals 2022	Budget 2023	Actuals 12/31/22	Dept Requested 2024	Proposed 2024
100-3601-019-51-1100	SALARIES	1,577,583	1,734,403	1,912,679	947,081	2,131,240	2,124,148
100-3601-019-51-1101	RAISES	-	-	95,498	-	-	63,678
100-3601-019-51-1300	OVERTIME	365,813	425,648	501,646	240,896	564,941	615,633
100-3601-019-51-2101	MEDICAL/LIFE INSURANCE	17,729	13,393	14,298	7,252	14,298	14,298
100-3601-019-51-2102	HEALTH INSURANCE	494,426	544,254	784,833	293,721	851,427	851,427
100-3601-019-51-2200	PAYROLL TAXES	139,382	156,680	192,001	86,705	206,258	214,465
100-3601-019-51-2401	RETIREMENT	101,693	109,145	143,212	61,972	146,686	160,203
100-3601-019-51-2600	UNEMPLOYMENT	2,285	2,973	2,250	314	2,918	2,918
100-3601-019-51-2700	WORKMEN'S COMPENSATION	78,317	80,167	90,166	42,178	81,090	84,367
<b>Total Personnel</b>		<b>2,777,227</b>	<b>3,066,662</b>	<b>3,736,585</b>	<b>1,680,118</b>	<b>3,998,859</b>	<b>4,131,137</b>
100-3601-019-52-1101	CONSULTANT	-	-	12,000	-	12,000	12,000
100-3601-019-52-1101-1	BILLING SERVICES	73,587	93,290	65,000	30,766	65,000	65,000
100-3601-019-52-1202	ATTORNEY & PROFESSIONAL SERVIC	783	-	-	-	-	-
100-3601-019-52-1214	COMMUNITY AWARENESS	1,121	537	3,000	854	2,500	2,500
100-3601-019-52-1303	COMPUTER SERVICES	-	453	-	1,359	-	-
100-3601-019-52-1321	COLLECTION FEES	343	63	-	-	-	-
100-3601-019-52-2201	R&M FIRST SERV VECH MAINT	-	591	-	-	-	-
100-3601-019-52-2202	R & M - GENERAL(BUILDING)	2,884	4,576	4,500	827	4,500	4,500
100-3601-019-52-2203	R & M - GENERAL(EQUIPMNT)	26,488	32,153	26,500	16,319	39,000	35,000
100-3310-019-52-2205	VEHICLE ACCIDENT	815	-	-	-	-	-
100-3310-019-52-2208	COMPUTER MAINT AGREEMENTS	-	-	3,800	-	3,800	3,800
100-3601-019-52-2310	RENT	-	618	-	-	-	-
100-3601-019-52-2321	OPERATING LEASES/RENTAL COPIER	5,557	1,684	5,800	1,390	6,000	-
100-3601-019-52-3101	PROPERTY INSURANCE	1,929	2,019	2,100	2,682	2,100	2,700
100-3601-019-52-3102	AUTO,TRK,EQ - INSURANCE	11,314	11,253	11,300	14,929	11,300	15,000
100-3601-019-52-3103	PROF/GEN/LAW LIAB\INSURAN	12,980	15,584	15,600	12,726	15,600	12,800
100-3601-019-52-3201	TELEPHONE	12,235	11,919	13,516	5,387	13,516	13,516
100-3601-019-52-3607	ANNUAL LICENSE FEES	16,500	17,972	18,900	23,400	18,900	18,900
100-3601-019-52-3701	PER DIEM & TRAVEL	1,354	-	1,500	-	2,200	2,200
100-3601-019-52-3702	TRAINING SCHOOLS & SEMINA	1,750	-	3,075	-	4,500	4,500
100-3601-019-52-3706	RECRUITMENT & RETENTION	950	668	1,500	-	1,500	1,500
<b>Total Services</b>		<b>170,589</b>	<b>193,380</b>	<b>188,091</b>	<b>110,640</b>	<b>202,416</b>	<b>193,916</b>
100-3601-019-53-1101	OFFICE SUPPLIES	2,640	1,776	3,000	1,194	3,500	3,500
100-3601-019-53-1102	OPERATING SUPPLIES	77,407	54,212	45,000	25,405	72,000	72,000
100-3601-019-53-1103	JANITORIAL SUPPLIES	3,160	3,732	5,000	2,670	5,000	5,000
100-3601-019-53-1111	INFECTION CONTROL SUPPLY	11,922	8,992	12,000	-	-	-
100-3601-019-53-1116	PHARMACEUTICALS	20,721	23,756	20,300	7,565	22,500	22,500
100-3601-019-53-1210	UTILITIES	15,670	16,542	16,453	8,823	20,000	18,000
100-3601-019-53-1270	GAS & DIESEL FUEL	78,540	128,530	120,000	64,689	120,000	130,000
100-3601-019-53-1701	UNIFORMS	3,421	6,590	7,000	663	7,200	7,200
<b>Total Supplies</b>		<b>213,482</b>	<b>244,131</b>	<b>228,753</b>	<b>111,009</b>	<b>250,200</b>	<b>258,200</b>
100-3601-019-54-1210	CONSTRUCTION	-	3,000	-	-	432,000	432,000
100-3601-019-54-2201	AUTOS & TRUCKS	-	82	28,000	-	360,000	360,000
100-3601-019-54-2502	OTHER EQUIPMENT	227,227	(13,710)	24,000	-	42,437	42,437
100-3601-019-54-9999	LEASED EQUIPMENT	-	6,883	-	-	-	-
<b>Total Capital</b>		<b>227,227</b>	<b>(3,745)</b>	<b>52,000</b>	<b>-</b>	<b>834,437</b>	<b>834,437</b>
100-3601-019-58-1200	CAPITAL LEASE PRINCIPAL	-	2,627	6,600	-	5,195	5,195
100-3601-019-58-2200	CAPITAL LEASE INTEREST	-	110	-	-	-	-
<b>Total Other</b>		<b>-</b>	<b>2,737</b>	<b>6,600</b>	<b>-</b>	<b>5,195</b>	<b>5,195</b>
<b>Total Appropriations</b>		<b>3,388,526</b>	<b>3,503,165</b>	<b>4,212,029</b>	<b>1,901,768</b>	<b>5,291,107</b>	<b>5,422,885</b>

## 019 - EMS - Revenues

GL Account	GL Name	Actuals 2021	Actuals 2022	Budget 2023	Actuals 12/31/22	Dept Requested 2024	Proposed 2024
	PROPERTY TAX, TAVT, & PENALTIES	-	-	-	-	-	2,009,796
	LOCAL OPTION SALES TAX (LOST)	-	-	-	-	-	1,196,821
	OTHER GENERAL REVENUES	-	-	-	-	-	419,269
	COMBINED REVENUES PRIOR YEAR	1,772,515	1,705,836	2,515,029	743,698	-	-
100-33-4231	GA TRAUMA CARE GRANT	7,879	11,660	-	-	-	-
100-34-2600	AMBULANCE	2,500	600	2,000	550	-	2,000
100-34-2601	AMBULANCE FOR ROEBLING RD TRAC	54,615	48,660	50,000	28,005	-	50,000
100-34-2605	EMS billing Revenue	2,115,735	2,298,344	2,100,000	1,350,540	-	2,300,000
100-34-2606	EMS BILLING - MANDATORY WRITEOFFS	(709,718)	(706,934)	(600,000)	(293,526)	-	(700,000)
100-34-2607	EFFINGHAM HOSP EXPANDED SERVIC	145,000	145,000	145,000	72,500	-	145,000
<b>Total Revenues</b>		<b>3,388,526</b>	<b>3,503,165</b>	<b>4,212,029</b>	<b>1,901,768</b>	<b>-</b>	<b>5,422,885</b>
<b>Net Surplus/(Deficit)</b>		<b>-</b>	<b>-</b>	<b>-</b>	<b>-</b>	<b>-</b>	<b>(0)</b>

## 019 - EMS - Personnel

Title	Full Time Equivalent (FTE)
CARDIAC TECHNICIAN	2
EMERGENCY MEDICAL TECHNICIAN	7.96
EMS DIRECTOR	1
EMS OFFICE COORDINATOR	1
INTERN	0.16
OPERATIONS MANAGER	1
PARAMEDIC	29.08
PARAMEDIC - TRAINING OFFICER	1
PARAMEDIC SUPERVISOR	4
<b>Total Personnel</b>	<b>47.2</b>

## 020 - EEMA - Appropriations

GL Account	GL Name	Actuals 2021	Actuals 2022	Budget 2023	Actuals 12/31/22	Dept Requested 2024	Proposed 2024
100-3100-020-51-1100	SALARIES	42,948	36,380	53,047	24,064	48,339	42,099
100-3100-020-51-1101	RAISES	-	-	2,652	-	-	3,368
100-3100-020-51-1300	OVERTIME	-	-	-	-	-	-
100-3100-020-51-2101	MEDICAL/LIFE INSURANCE	420	353	325	167	325	325
100-3100-020-51-2102	HEALTH INSURANCE	20,755	17,860	18,161	4,773	13,494	13,494
100-3100-020-51-2200	PAYROLL TAXES	2,612	2,330	4,261	1,841	3,698	3,478
100-3100-020-51-2401	RETIREMENT	2,577	2,170	2,803	717	2,900	2,728
100-3100-020-51-2600	UNEMPLOYMENT	49	61	70	61	46	46
100-3100-020-51-2700	WORKMEN'S COMPENSATION	935	798	1,259	544	870	818
<b>Total Personnel</b>		<b>70,297</b>	<b>59,952</b>	<b>82,578</b>	<b>32,167</b>	<b>69,672</b>	<b>66,356</b>
100-3100-020-52-1213	GRANT CONTRACT	-	-	-	-	30,050	-
100-3100-020-52-2201	R&M FIRST SERV VECH MAINT	-	-	-	-	-	-
100-3100-020-52-2202	R&M - GENERAL(BUILDING)	3,862	12,425	10,500	2,814	12,425	10,500
100-3100-020-52-2202-1	R&M Batteries	-	-	500	-	500	500
100-3100-020-52-2203	R & M - GENERAL (EQUIPMENT)	1,326	11,961	8,000	1,700	11,000	11,000
100-3100-020-52-2203-1	R & M MOTORLA CONTRACT #	160,562	197,871	190,000	108,727	250,257	250,257
100-3100-020-52-2208	COMPUTER MAINT. AGRMNTS	-	10,310	26,500	5,009	11,000	11,000
100-3100-020-52-2211	COVID RELATED EXPENSES	21,134	7,533	-	-	-	-
100-3100-020-52-3101	PROPERTY INSURANCE	566	581	600	751	755	755
100-3100-020-52-3102	AUTO,TRK,EQ-INSURANCE	2,523	2,534	2,600	4,213	4,300	4,300
100-3100-020-52-3103	PROF/GEN/LAW LIAB/INS	334	369	400	281	400	400
100-3100-020-52-3201	TELEPHONE	4,432	4,528	4,290	2,352	4,500	4,500
100-3100-020-52-3701	PER DIEM & TRAVEL	816	208	1,000	2,560	4,000	4,000
100-3100-020-52-3702	TRAINING SCHOOLS & SEMINA	-	595	750	-	750	750
100-3100-020-52-3705	MEMBERSHIP DUES	75	150	100	25	150	150
<b>Total Services</b>		<b>195,630</b>	<b>249,066</b>	<b>245,240</b>	<b>128,432</b>	<b>330,087</b>	<b>298,112</b>
100-3100-020-53-1101	OFFICE SUPPLIES	959	59	2,000	215	2,000	2,000
100-3100-020-53-1102	OPERATING SUPPLIES	2,573	1,600	2,500	1,863	3,000	2,600
100-3100-020-53-1104	POSTAGE	-	-	-	-	50	50
100-3100-020-53-1210	UTILITIES	20,062	20,181	21,065	9,163	21,065	22,000
100-3100-020-53-1270	GAS & DIESEL FUEL	767	1,257	3,900	1,913	4,000	4,000
100-3100-020-53-1701	UNIFORMS	306	-	500	922	1,000	500
<b>Total Supplies</b>		<b>24,666</b>	<b>23,095</b>	<b>29,965</b>	<b>14,076</b>	<b>31,115</b>	<b>31,150</b>
100-3100-020-54-2201	AUTOS & TRUCKS	-	-	28,000	-	-	-
100-3100-020-54-2501	OFFICE EQUIPMENT	10,495	204	-	-	-	-
100-3100-020-54-2502	OTHER EQUIPMENT	1,410	-	-	18,158	12,500	-
<b>Total Capital</b>		<b>11,904</b>	<b>204</b>	<b>28,000</b>	<b>18,158</b>	<b>12,500</b>	<b>-</b>
100-3100-020-58-1200	CAPITAL LEASE PRINCIPAL	-	-	6,600	-	-	-
100-3100-020-58-2200	CAPITAL LEASE INTEREST	-	-	-	-	-	-
<b>Total Other</b>		<b>-</b>	<b>-</b>	<b>6,600</b>	<b>-</b>	<b>-</b>	<b>-</b>
<b>Total Appropriations</b>		<b>302,498</b>	<b>332,317</b>	<b>392,383</b>	<b>192,832</b>	<b>443,374</b>	<b>395,618</b>

## 020 - EEMA - Revenues

GL Account	GL Name	2021	2022	2023	12/31/22	2024	2024
	PROPERTY TAX, TAVT, & PENALTIES	-	-	-	-	-	219,288
	LOCAL OPTION SALES TAX (LOST)	-	-	-	-	-	130,585
	OTHER GENERAL REVENUES	-	-	-	-	-	45,746
	COMBINED REVENUES PRIOR YEAR	302,498	332,317	392,383	192,832	-	-
<b>Total Revenues</b>		<b>302,498</b>	<b>332,317</b>	<b>392,383</b>	<b>192,832</b>	<b>-</b>	<b>395,618</b>
<b>Net Surplus/(Deficit)</b>		<b>-</b>	<b>-</b>	<b>-</b>	<b>-</b>	<b>-</b>	<b>(0)</b>

## 020 - EEMA - Personnel

Title	Full Time Equivalent (FTE)
EMA COORDINATOR	1
<b>Total Personnel</b>	<b>1</b>

## 021 - Facilities Maintenance - Appropriations

GL Account	GL Name	Actuals 2021	Actuals 2022	Budget 2023	Actuals 12/31/22	Dept Requested 2024	Proposed 2024
100-1565-021-51-1100	SALARIES	245,619	280,397	315,598	147,422	320,133	315,973
100-1565-021-51-1101	RAISES	-	-	14,831	-	-	25,278
100-1565-021-51-1300	OVERTIME	1,262	1,051	-	351	-	-
100-1565-021-51-2101	MEDICAL/LIFE INSURANCE	2,728	2,574	2,925	1,215	2,925	2,925
100-1565-021-51-2102	HEALTH INSURANCE	95,011	111,528	153,888	52,804	117,887	117,887
100-1565-021-51-2200	PAYROLL TAXES	17,518	20,242	25,278	10,808	24,490	26,106
100-1565-021-51-2401	RETIREMENT	13,921	15,507	19,826	7,764	19,208	20,475
100-1565-021-51-2600	UNEMPLOYMENT	346	539	316	110	410	410
100-1565-021-51-2700	WORKMEN'S COMPENSATION	5,751	6,553	10,309	2,938	8,139	8,780
<b>Total Personnel</b>		<b>382,154</b>	<b>438,392</b>	<b>542,971</b>	<b>223,412</b>	<b>493,192</b>	<b>517,834</b>
100-1565-021-52-1101	CONSULTANT	-	76,765	-	-	-	-
100-1565-021-52-1306	PEST CONTROL	4,239	3,933	4,000	2,185	4,000	4,000
100-1565-021-52-2202	R&M - GENERAL(BUILDING)	143,495	178,454	160,000	87,791	180,000	175,000
100-1565-021-52-2211	COVID RELATED EXPENSES	250	-	-	-	-	-
100-1565-021-52-3101	PROPERTY INSURANCE	39,441	42,990	43,000	57,859	43,000	58,000
100-1565-021-52-3102	AUTO,TRK,EQ-INSURANCE	5,293	5,251	5,300	7,529	5,300	7,600
100-1565-021-52-3103	PROF/GEN/LAW LIAB\INSURAN	1,786	2,128	2,200	1,849	2,200	2,000
100-1565-021-52-3201	TELEPHONE	32,943	31,312	35,000	16,089	35,000	35,000
<b>Total Services</b>		<b>227,447</b>	<b>340,832</b>	<b>249,500</b>	<b>173,302</b>	<b>269,500</b>	<b>281,600</b>
100-1565-021-53-1101	OFFICE SUPPLIES	629	280	500	664	500	500
100-1565-021-53-1102	OPERATING SUPPLIES	13,387	6,667	6,000	3,196	8,500	8,500
100-1565-021-53-1103	JANITORIAL SUPPLIES	12,801	13,311	15,250	8,886	15,250	15,250
100-1565-021-53-1210	UTILITIES	320,781	328,778	336,820	149,648	336,820	336,820
100-1565-021-53-1240	DISPOSAL ROLLOFFS	4,369	5,202	2,400	3,253	2,400	2,400
100-1565-021-53-1270	GAS & DIESEL FUEL	7,957	10,533	12,000	3,639	12,000	12,000
<b>Total Supplies</b>		<b>359,924</b>	<b>364,772</b>	<b>372,970</b>	<b>169,285</b>	<b>375,470</b>	<b>375,470</b>
100-1565-021-54-1306	ADMINISTRATIVE BUILDING PROJECTS	758,839	679,446	-	1,624	-	-
100-1565-021-54-2201	AUTOS & TRUCKS	-	7,806	102,000	9,124	-	-
100-1565-021-54-2502	OTHER EQUIPMENT	2,200	24,940	15,000	-	113,000	113,000
100-1565-021-54-9999	LEASED EQUIPMENT	-	85,481	-	-	-	-
<b>Total Capital</b>		<b>761,038</b>	<b>797,672</b>	<b>117,000</b>	<b>10,747</b>	<b>113,000</b>	<b>113,000</b>
100-1565-021-58-1200	CAPITAL LEASE PRINCIPAL	-	7,245	42,117	13,890	36,098	36,098
100-1565-021-58-2200	CAPITAL LEASE INTEREST	-	1,144	-	2,723	-	-
<b>Total Other</b>		<b>-</b>	<b>8,389</b>	<b>42,117</b>	<b>16,613</b>	<b>36,098</b>	<b>36,098</b>
<b>Total Appropriations</b>		<b>1,730,563</b>	<b>1,950,057</b>	<b>1,324,559</b>	<b>593,360</b>	<b>1,287,260</b>	<b>1,324,001</b>

## 021 - Facilities Maintenance - Revenues

GL Account	GL Name	2021	2022	2023	12/31/22	2024	2024
	PROPERTY TAX, TAVT, & PENALTIES	-	-	-	-	-	693,308
	LOCAL OPTION SALES TAX (LOST)	-	-	-	-	-	412,861
	OTHER GENERAL REVENUES	-	-	-	-	-	144,633
	COMBINED REVENUES PRIOR YEAR	1,664,424	1,841,592	1,286,359	478,970	-	-
100-38-1005	LEASES AND RENT	20,700	55,902	20,700	45,350	-	20,700
100-38-1005-1	LEASES AND RENT CROWN COMMUNIC	17,418	18,314	17,500	50,902	-	17,500
100-38-1009	OMNIFLIGHT REVENUE	28,021	34,249	-	18,138	-	35,000
<b>Total Revenues</b>		<b>1,730,563</b>	<b>1,950,057</b>	<b>1,324,559</b>	<b>593,360</b>	<b>-</b>	<b>1,324,001</b>
<b>Net Surplus/(Deficit)</b>		<b>-</b>	<b>-</b>	<b>-</b>	<b>-</b>	<b>-</b>	<b>0</b>

## 021 - Facilities Maintenance - Personnel

Title	Full Time Equivalent (FTE)
PROJECT COORDINATOR	1
CUSTODIAN	1
CUSTODIAN	1
CUSTODIAN	1
MAINTENANCE WORKER II	1
SENIOR CUSTODIAN - MOBILE CLEANING CREW	1
FACILITIES MAINTENANCE SUPERVISOR	1
MAINTENANCE WORKER III	1
MAINTENANCE WORKER II	1
<b>Total Personnel</b>	<b>9</b>

## 022 - Animal Shelter - Appropriations

GL Account	GL Name	2021	2022	2023	12/31/22	2024	2024
100-3910-022-51-1100	SALARIES	89,903	102,527	115,315	52,939	115,856	115,315
100-3910-022-51-1101	RAISES	-	-	1,669	-	-	9,225
100-3910-022-51-1300	OVERTIME	267	1,843	1,079	431	-	-
100-3910-022-51-2101	MEDICAL/LIFE INSURANCE	677	658	650	341	650	650
100-3910-022-51-2102	HEALTH INSURANCE	11,702	17,937	24,988	11,105	26,886	26,886
100-3910-022-51-2200	PAYROLL TAXES	6,768	7,737	9,032	4,033	8,863	9,527
100-3910-022-51-2401	RETIREMENT	3,225	3,590	4,574	2,049	4,503	4,828
100-3910-022-51-2600	UNEMPLOYMENT	198	279	176	37	228	228
100-3910-022-51-2700	WORKMEN'S COMPENSATION	761	809	885	403	730	785
<b>Total Personnel</b>		<b>113,501</b>	<b>135,380</b>	<b>158,368</b>	<b>71,338</b>	<b>157,716</b>	<b>167,445</b>
100-3910-022-52-1101	CONSULTANT	-	101	-	-	-	-
100-3910-022-52-1102	APPEAL BOARD	-	-	-	105	-	-
100-3910-022-52-1213	GRANT CONTRACT	3,557	-	-	-	-	-
100-3910-022-52-1306	PEST CONTROL	1,419	480	2,500	240	2,500	2,500
100-3910-022-52-2202	R & M - GENERAL(BUILDING)	7,052	1,541	10,000	10,904	10,000	10,000
100-3910-022-52-2321	OPERATING LEASES/RENTAL COPIER	1,981	23	2,000	968	7,000	-
100-3910-022-52-3001-5	NEW DONATIONS BANK ACCOUNT	331	1,069	-	-	3,500	-
100-3910-022-52-3101	PROPERTY INSURANCE	561	590	600	795	800	800
100-3910-022-52-3102	AUTO,TRK,EQ - INSURANCE	1,764	1,750	1,750	2,151	2,200	2,200
100-3910-022-52-3103	PROF/GEN/LAW LIAB\INSURAN	648	677	700	539	700	700
100-3910-022-52-3201	TELEPHONE	2,834	2,812	3,000	1,293	3,000	3,000
100-3910-022-52-3301	ADVERTISEMENT	-	-	200	-	200	200
100-3910-022-52-3810	VETERINARIAN SERVICES	15,563	16,896	60,000	11,482	60,000	40,000
100-3910-022-52-3811	DEPT OF AG GRANT	4,435	-	-	3,019	-	-
100-3910-022-52-3901	MEDICAL	126	-	-	-	-	-
100-3910-022-52-3910	VACCINES	2,851	1,550	-	1,220	6,000	-
<b>Total Services</b>		<b>43,123</b>	<b>27,490</b>	<b>80,750</b>	<b>32,715</b>	<b>95,900</b>	<b>59,400</b>
100-3910-022-53-1101	OFFICE SUPPLIES	15	293	1,000	269	1,000	1,000
100-3910-022-53-1102	OPERATING SUPPLIES	9,496	9,420	15,000	5,633	15,000	15,000
100-3910-022-53-1103	JANITORIAL SUPPLIES	4,401	3,266	5,000	1,279	7,500	7,500
100-3910-022-53-1104	POSTAGE	59	-	200	65	-	-
100-3910-022-53-1105	PETCO GRANT	16,023	18,845	-	6,347	-	-
100-3910-022-53-1106	BEST FRIENDS / RACHEL RAY	5,460	2,335	-	-	-	-
100-3910-022-53-1210	UTILITIES	10,651	12,036	11,183	5,388	12,000	12,000
100-3910-022-53-1270	GAS & DIESEL FUEL	435	548	800	276	800	800
100-3910-022-53-1701	UNIFORMS	157	394	500	-	500	500
<b>Total Supplies</b>		<b>46,697</b>	<b>47,136</b>	<b>33,683</b>	<b>19,258</b>	<b>36,800</b>	<b>36,800</b>
100-3910-022-54-2201	AUTOS & TRUCKS	-	331	34,000	-	-	-
100-3910-022-54-9999	LEASED EQUIPMENT	-	30,190	-	-	-	-
<b>Total Capital</b>		<b>-</b>	<b>30,521</b>	<b>34,000</b>	<b>-</b>	<b>-</b>	<b>-</b>
100-3910-022-58-1200	CAPITAL LEASE PRINCIPAL	-	2,586	13,625	2,398	5,879	7,843
100-3910-022-58-2200	CAPITAL LEASE INTEREST	-	79	-	541	-	-
<b>Total Other</b>		<b>-</b>	<b>2,665</b>	<b>13,625</b>	<b>2,939</b>	<b>5,879</b>	<b>7,843</b>
<b>Total Appropriations</b>		<b>203,321</b>	<b>243,192</b>	<b>320,426</b>	<b>126,249</b>	<b>296,295</b>	<b>271,488</b>

## 022 - Animal Shelter - Revenues

GL Account	GL Name	Actuals 2021	Actuals 2022	Budget 2023	Actuals 12/31/22	Dept Requested 2024	Proposed 2024
	PROPERTY TAX, TAVT, & PENALTIES	-	-	-	-	-	139,952
	LOCAL OPTION SALES TAX (LOST)	-	-	-	-	-	83,340
	OTHER GENERAL REVENUES	-	-	-	-	-	29,196
	COMBINED REVENUES PRIOR YEAR	151,656	220,171	296,926	111,454	-	-
100-34-6101	ANIMAL CONTROL FINES	2,965	2,315	3,000	1,235	-	3,000
100-34-6102	ANIMAL CONTROL\RABIES VAC	6,440	3,205	6,000	1,640	-	3,000
100-34-6103	ANIMAL CONTROL\ADOPT-A-THON	7,840	6,950	11,500	4,585	-	10,000
100-34-6103-5	ANIMAL CONTROL NEW DONATIONS B	2,420	3,051	3,000	2,335	-	3,000
100-37-1003	PETCO GRANT	20,000	7,500	-	-	-	-
100-37-1006	BEST FRIENDS / RACHEL RAY GRANT	7,000	-	-	-	-	-
100-33-4141	GA DEPT. OF AG ANIMAL CONTROL	5,000	-	-	5,000	-	-
<b>Total Revenues</b>		<b>203,321</b>	<b>243,192</b>	<b>320,426</b>	<b>126,249</b>	<b>-</b>	<b>271,488</b>
<b>Net Surplus/(Deficit)</b>		<b>-</b>	<b>-</b>	<b>-</b>	<b>-</b>	<b>-</b>	<b>(0)</b>

## 022 - Animal Shelter - Personnel

Title	Full Time Equivalent (FTE)
KENNEL ASSISTANT	0.5
KENNEL ASSISTANT	0.5
ANIMAL SHELTER MANAGER	1
KENNEL ASSISTANT	0.5
KENNEL ASSISTANT	1
<b>Total Personnel</b>	<b>3.5</b>

## 026 - DFCS - Appropriations

GL Account	GL Name	2021	2022	2023	12/31/22	2024	2024
		-	-	-	-	-	-
<b>Total Personnel</b>		-	-	-	-	-	-
100-5460-026-52-1306	PEST CONTROL	305	300	480	150	480	480
100-5460-026-52-2131	JANITOR	15,400	16,500	16,500	8,250	16,500	16,500
100-5460-026-52-2202	R & M - GENERAL(BUILDING)	1,215	3,843	1,000	1,883	3,000	3,000
100-5460-026-52-2204	R & M - GENERAL(GROUNDS)	-	-	1,000	-	1,000	1,000
<b>Total Services</b>		<b>16,920</b>	<b>20,643</b>	<b>18,980</b>	<b>10,283</b>	<b>20,980</b>	<b>20,980</b>
100-5460-026-53-1103	JANITORIAL SUPPLIES	1,014	807	2,500	345	2,500	2,500
100-5460-026-53-1210	UTILITIES	16,400	15,457	17,220	8,790	17,220	17,220
<b>Total Supplies</b>		<b>17,414</b>	<b>16,264</b>	<b>19,720</b>	<b>9,134</b>	<b>19,720</b>	<b>19,720</b>
		-	-	-	-	-	-
<b>Total Capital</b>		-	-	-	-	-	-
100-5460-026-57-2001	BUDGET REQUEST	34,500	34,500	34,500	17,250	34,500	34,500
<b>Total Other</b>		<b>34,500</b>	<b>34,500</b>	<b>34,500</b>	<b>17,250</b>	<b>34,500</b>	<b>34,500</b>
<b>Total Appropriations</b>		<b>68,835</b>	<b>71,407</b>	<b>73,200</b>	<b>36,668</b>	<b>75,200</b>	<b>75,200</b>

## 026 - DFCS - Revenues

GL Account	GL Name	2021	2022	2023	12/31/22	2024	2024
	PROPERTY TAX, TAVT, & PENALTIES	-	-	-	-	-	11,352
	LOCAL OPTION SALES TAX (LOST)	-	-	-	-	-	6,760
	OTHER GENERAL REVENUES	-	-	-	-	-	2,368
	COMBINED REVENUES PRIOR YEAR	(8,236)	14,609	18,480	23,822	-	-
100-33-5005	DHR(DFCS)IN LIEU OF RENT	77,071	56,798	54,720	12,845	-	54,720
<b>Total Revenues</b>		<b>68,835</b>	<b>71,407</b>	<b>73,200</b>	<b>36,668</b>	<b>-</b>	<b>75,200</b>
<b>Net Surplus/(Deficit)</b>		<b>-</b>	<b>-</b>	<b>-</b>	<b>-</b>	<b>-</b>	<b>(0)</b>

## 026 - DFCS - Personnel

Title	Full Time Equivalent (FTE)
<i>no personnel</i>	<b>0</b>
<b>Total Personnel</b>	<b>0</b>

## 028 - UGA Extension - Appropriations

		Actuals	Actuals	Budget	Actuals	Dept Requested	Proposed
GL Account	GL Name	2021	2022	2023	12/31/22	2024	2024
100-7130-028-51-1100	SALARIES	110,401	101,974	-	5,703	-	-
100-7130-028-51-1101	RAISES	-	-	-	-	-	-
100-7130-028-51-1300	OVERTIME	-	-	-	-	-	-
100-7130-028-51-2101	MEDICAL/LIFE INSURANCE	277	153	-	-	-	-
100-7130-028-51-2102	HEALTH INSURANCE	10,811	6,508	-	-	-	-
100-7130-028-51-2200	PAYROLL TAXES	8,484	7,796	-	436	-	-
100-7130-028-51-2401	RETIREMENT	16,835	15,301	-	986	-	-
100-7130-028-51-2600	UNEMPLOYMENT	206	167	-	18	-	-
100-7130-028-51-2700	WORKMENS COMPENSATION	130	94	-	3	-	-
<b>Total Personnel</b>		<b>147,144</b>	<b>131,993</b>	<b>-</b>	<b>7,146</b>	<b>-</b>	<b>-</b>
100-7130-028-52-1101	CONSULTANT	1,000	-	175,000	21,714	175,000	219,579
100-7130-028-52-1306	PEST CONTROL	-	-	-	-	-	-
100-7130-028-52-2131	JANITOR	8,190	4,095	-	-	-	-
100-7130-028-52-2204	R & M - GENERAL(GROUNDS)	-	269	-	-	-	-
100-7130-028-52-2310	RENT	21,000	15,750	-	-	-	-
100-7130-028-52-2321	OPERATING LEASES/RENTAL	2,244	-	2,300	1,134	2,300	-
100-7130-028-52-3101	PROPERTY INSURANCE	7	7	100	10	100	100
100-7130-028-52-3102	AUTO,TRK,EQ-INSURANCE	1,764	1,750	1,750	2,151	1,750	2,200
100-7130-028-52-3103	PROF/GEN/LAW LIAB\INSURAN	676	695	-	-	-	-
100-7130-028-52-3201	TELEPHONE	2,092	2,067	1,900	872	1,900	1,800
100-7130-028-52-3701	PER DIEM & TRAVEL	-	551	2,000	1,012	2,000	2,000
100-7130-028-52-3702	TRAINING SCHOOLS & SEMINA	1,336	4,478	4,000	2,218	4,000	4,000
100-7130-028-52-3705	MEMBERSHIP DUES	935	1,034	1,200	80	1,200	1,200
<b>Total Services</b>		<b>39,245</b>	<b>30,696</b>	<b>188,250</b>	<b>29,191</b>	<b>188,250</b>	<b>230,879</b>
100-7130-028-53-1101	OFFICE SUPPLIES	3,485	3,771	3,500	1,662	3,500	3,500
100-7130-028-53-1102	OPERATING SUPPLIES	60	138	1,500	-	1,500	1,500
100-7130-028-53-1104	POSTAGE	19	18	100	62	100	100
100-7130-028-53-1112	4-H SUPPLIES	11,625	11,717	12,000	3,387	12,000	12,000
100-7130-028-53-1210	UTILITIES	-	-	-	-	-	-
100-7130-028-53-1270	GAS & DIESEL FUEL	1,149	2,344	2,500	1,823	3,600	3,600
<b>Total Supplies</b>		<b>16,338</b>	<b>17,988</b>	<b>19,600</b>	<b>6,934</b>	<b>20,700</b>	<b>20,700</b>
100-7130-028-54-2201	AUTOS & TRUCKS	-	-	34,000	443	-	-
100-7130-028-54-9999	LEASED EQUIPMENT	-	5,657	-	-	-	-
<b>Total Capital</b>		<b>-</b>	<b>5,657</b>	<b>34,000</b>	<b>443</b>	<b>-</b>	<b>-</b>
100-7130-028-58-1200	CAPITAL LEASE PRINCIPAL	-	2,159	7,800	1,828	5,295	7,260
100-7130-028-58-2200	CAPITAL LEASE INTEREST	-	90	-	364	-	-
<b>Total Other</b>		<b>-</b>	<b>2,249</b>	<b>7,800</b>	<b>2,192</b>	<b>5,295</b>	<b>7,260</b>
<b>Total Appropriations</b>		<b>202,726</b>	<b>188,584</b>	<b>249,650</b>	<b>45,906</b>	<b>214,245</b>	<b>258,839</b>

## 028 - UGA Extension - Revenues

GL Account	GL Name	2021	2022	2023	12/31/22	2024	2024
	PROPERTY TAX, TAVT, & PENALTIES	-	-	-	-	-	143,472
	LOCAL OPTION SALES TAX (LOST)	-	-	-	-	-	85,437
	OTHER GENERAL REVENUES	-	-	-	-	-	29,930
	COMBINED REVENUES PRIOR YEAR	202,726	188,584	249,650	45,906	-	-
100-33-4139	UGA EXTENSION 4-H PERSONNEL	-	-	-	-	-	-
<b>Total Revenues</b>		<b>202,726</b>	<b>188,584</b>	<b>249,650</b>	<b>45,906</b>	<b>-</b>	<b>258,839</b>
<b>Net Surplus/(Deficit)</b>		<b>-</b>	<b>-</b>	<b>-</b>	<b>-</b>	<b>-</b>	<b>-</b>

## 028 - UGA Extension - Personnel

	Title	Full Time Equivalent (FTE)
	<i>no personnel</i>	0
<b>Total Personnel</b>		<b>0</b>

## 032 - Congregate Meals - Appropriations

GL Account	GL Name	Actuals 2021	Actuals 2022	Budget 2023	Actuals 12/31/22	Dept Requested 2024	Proposed 2024
100-5520-032-51-1100	SALARIES	78,894	91,954	96,595	57,287	97,282	97,282
100-5520-032-51-1101	RAISES	-	-	4,830	-	-	7,783
100-5520-032-51-1300	OVERTIME	59	133	-	-	-	-
100-5520-032-51-2101	MEDICAL/LIFE INSURANCE	890	785	650	390	650	650
100-5520-032-51-2102	HEALTH INSURANCE	21,380	27,301	38,368	17,353	41,841	41,841
100-5520-032-51-2200	PAYROLL TAXES	6,342	6,761	7,759	4,177	7,442	8,037
100-5520-032-51-2401	RETIREMENT	3,754	4,959	6,086	3,452	5,837	6,304
100-5520-032-51-2600	UNEMPLOYMENT	99	107	70	-	91	91
100-5520-032-51-2700	WORKMEN'S COMPENSATION	592	686	751	426	613	662
<b>Total Personnel</b>		<b>112,010</b>	<b>132,686</b>	<b>155,108</b>	<b>83,085</b>	<b>153,756</b>	<b>162,650</b>
100-5520-032-52-1306	PEST CONTROL	360	480	980	240	980	980
100-5520-032-52-2202	R & M - GENERAL(BUILDING)	6,879	5,875	7,000	4,242	10,000	8,000
100-5520-032-52-2321	OPERATING LEASES/RENTAL COPIER	2,021	1,320	1,200	782	2,000	-
100-5520-032-52-3101	PROPERTY INSURANCE	1,351	1,420	1,500	1,912	1,150	2,000
100-5520-032-52-3103	PROF/GEN/LAW LIAB\INSURAN	566	601	700	528	720	600
100-5520-032-52-3201	TELEPHONE	3,178	3,580	3,140	1,995	3,140	4,000
<b>Total Services</b>		<b>14,355</b>	<b>13,277</b>	<b>14,520</b>	<b>9,700</b>	<b>17,990</b>	<b>15,580</b>
100-5520-032-53-1101	OFFICE SUPPLIES	1,575	3,278	2,500	932	2,500	2,500
100-5520-032-53-1103	JANITORIAL SUPPLIES	1,527	3,100	4,200	479	4,200	4,200
100-5520-032-53-1210	UTILITIES	18,257	20,558	19,170	10,571	21,000	21,000
100-5520-032-53-1301	GROCERIES	-	-	36,000	9,729	38,000	36,000
100-5520-032-53-1602	CRC MINI GRANT	-	10,013	-	-	-	-
<b>Total Supplies</b>		<b>21,360</b>	<b>36,950</b>	<b>61,870</b>	<b>21,711</b>	<b>65,700</b>	<b>63,700</b>
100-5520-032-54-1210	CONSTRUCTION	-	-	-	-	85,000	85,000
100-5520-032-54-2501	OFFICE EQUIPMENT	-	-	-	-	-	-
100-5520-032-54-2502	OTHER EQUIPMENT	-	-	20,000	-	15,000	15,000
100-5520-032-54-9999	LEASED EQUIPMENT	-	1,358	-	-	-	-
<b>Total Capital</b>		<b>-</b>	<b>1,358</b>	<b>20,000</b>	<b>-</b>	<b>100,000</b>	<b>100,000</b>
100-5520-032-58-1200	CAPITAL LEASE PRINCIPAL	-	518	-	-	-	540
100-5520-032-58-2200	CAPITAL LEASE INTEREST	-	22	-	-	-	-
<b>Total Other</b>		<b>-</b>	<b>540</b>	<b>-</b>	<b>-</b>	<b>-</b>	<b>540</b>
<b>Total Appropriations</b>		<b>147,725</b>	<b>184,810</b>	<b>251,498</b>	<b>114,495</b>	<b>337,446</b>	<b>342,469</b>

## 032 - Congregate Meals - Revenues

GL Account	GL Name	2021	2022	2023	12/31/22	2024	2024
	PROPERTY TAX, TAVT, & PENALTIES	-	-	-	-	-	140,496
	LOCAL OPTION SALES TAX (LOST)	-	-	-	-	-	83,664
	OTHER GENERAL REVENUES	-	-	-	-	-	29,309
	COMBINED REVENUES PRIOR YEAR	136,849	144,125	162,498	113,970	-	-
100-33-1111	TITLE III C1 CONGREGATE-FED #9	-	11,847	60,000	-	-	60,000
100-33-1112	AOA NSIP (USDA) CONGREGATE #93	1,349	13,286	13,000	-	-	13,000
100-33-4111	TITLE III C1 CONGREG-STATE #93	-	1,279	-	-	-	-
100-33-4130	CRC SENIOR CENTER MINI GRANT	-	6,000	-	-	-	-
100-33-4164	CBS CONGREGATE MEALS	3,260	6,352	9,000	-	-	9,000
100-37-1002	SENIOR MEAL DONATIONS	1,668	1,478	1,000	525	-	1,000
100-33-1157	FFCRA CONGREGATE MALS	4,599	443	6,000	-	-	6,000
<b>Total Revenues</b>		<b>147,725</b>	<b>184,810</b>	<b>251,498</b>	<b>114,495</b>	<b>-</b>	<b>342,469</b>
<b>Net Surplus/(Deficit)</b>		<b>-</b>	<b>-</b>	<b>-</b>	<b>-</b>	<b>-</b>	<b>0</b>

## 032 - Congregate Meals - Personnel

Title	Full Time Equivalent (FTE)
SENIOR CENTER DIRECTOR	1
SENIOR CENTER ASSISTANT DIRECTOR	1
<b>Total Personnel</b>	<b>2</b>



## 033 - Home Delivered Meals - Appropriations

GL Account	GL Name	Actuals 2021	Actuals 2022	Budget 2023	Actuals 12/31/22	Dept Requested 2024	Proposed 2024
		-	-	-	-	-	-
<b>Total Personnel</b>							
100-5510-033-52-3500	AUTO ALLOWANCE HM DLV MEA	29,838	31,778	30,000	13,246	30,000	30,000
<b>Total Services</b>		<b>29,838</b>	<b>31,778</b>	<b>30,000</b>	<b>13,246</b>	<b>30,000</b>	<b>30,000</b>
100-5510-033-53-1102	OPERATING SUPPLIES	-	-	-	-	150	-
100-5510-033-53-1301	GROCERIES	70,529	98,056	105,350	38,096	105,350	105,350
<b>Total Supplies</b>		<b>70,529</b>	<b>98,056</b>	<b>105,350</b>	<b>38,096</b>	<b>105,500</b>	<b>105,350</b>
		-	-	-	-	-	-
<b>Total Capital</b>							
		-	-	-	-	-	-
<b>Total Other</b>							
		-	-	-	-	-	-
<b>Total Appropriations</b>		<b>100,367</b>	<b>129,834</b>	<b>135,350</b>	<b>51,342</b>	<b>135,500</b>	<b>135,350</b>

## 033 - Home Delivered Meals - Revenues

GL Account	GL Name	Actuals 2021	Actuals 2022	Budget 2023	Actuals 12/31/22	Dept Requested 2024	Proposed 2024
	PROPERTY TAX, TAVT, & PENALTIES	-	-	-	-	-	-
	LOCAL OPTION SALES TAX (LOST)	-	-	-	-	-	-
	OTHER GENERAL REVENUES	-	-	-	-	-	-
	COMBINED REVENUES PRIOR YEAR	(14,051)	40,746	-	47,394	-	-
100-33-1110	AoA NSIP (STATE) HOME DLVRD ME	23,843	15,283	16,850	-	-	16,850
100-33-1113	TITLE III C2 HDM-FED #93.045	48,828	51,827	92,000	-	-	92,000
100-33-1115	AOA NSIP (USDA) HDM #93.053	-	-	4,000	-	-	4,000
100-33-4112	TITLE III C2 HDM-STATE #93.045	9,247	11,551	5,500	3,948	-	5,500
100-33-4116	CBS HOME DELIVERED MEAL	19,053	7,592	11,000	-	-	11,000
100-33-1156	FFCRA HDM MEALS	13,447	2,836	6,000	-	-	6,000
<b>Total Revenues</b>		<b>100,367</b>	<b>129,834</b>	<b>135,350</b>	<b>51,342</b>	<b>-</b>	<b>135,350</b>
<b>Net Surplus/(Deficit)</b>		<b>-</b>	<b>-</b>	<b>-</b>	<b>-</b>	<b>-</b>	<b>-</b>

## 033 - Home Delivered Meals - Personnel

Title	Full Time Equivalent (FTE)
<i>no personnel</i>	<b>0</b>
<b>Total Personnel</b>	<b>0</b>

## 040 - Family Connection - Appropriations

GL Account	GL Name	Actuals 2021	Actuals 2022	Budget 2023	Actuals 12/31/22	Dept Requested 2024	Proposed 2024
		-	-	-	-	-	-
<b>Total Personnel</b>							
100-5506-040-52-1101	CONSULTANT	46,300	47,302	52,500	26,250	52,500	52,500
<b>Total Services</b>		<b>46,300</b>	<b>47,302</b>	<b>52,500</b>	<b>26,250</b>	<b>52,500</b>	<b>52,500</b>
100-5506-040-53-1102	OPERATING SUPPLIES	5,498	698	2,000	-	2,000	2,000
<b>Total Supplies</b>		<b>5,498</b>	<b>698</b>	<b>2,000</b>	<b>-</b>	<b>2,000</b>	<b>2,000</b>
		-	-	-	-	-	-
<b>Total Capital</b>							
		-	-	-	-	-	-
<b>Total Other</b>							
		-	-	-	-	-	-
<b>Total Appropriations</b>		<b>51,798</b>	<b>48,000</b>	<b>54,500</b>	<b>26,250</b>	<b>54,500</b>	<b>54,500</b>

## 040 - Family Connection - Revenues

GL Account	GL Name	Actuals 2021	Actuals 2022	Budget 2023	Actuals 12/31/22	Dept Requested 2024	Proposed 2024
	PROPERTY TAX, TAVT, & PENALTIES	-	-	-	-	-	2,494
	LOCAL OPTION SALES TAX (LOST)	-	-	-	-	-	1,485
	OTHER GENERAL REVENUES	-	-	-	-	-	520
	COMBINED REVENUES PRIOR YEAR	3,100	-	4,500	13,125	-	-
100-33-4120	FAMILY CONNECTION GRANT	48,698	48,000	50,000	13,125	-	50,000
<b>Total Revenues</b>		<b>51,798</b>	<b>48,000</b>	<b>54,500</b>	<b>26,250</b>	<b>-</b>	<b>54,500</b>
<b>Net Surplus/(Deficit)</b>		<b>-</b>	<b>-</b>	<b>-</b>	<b>-</b>	<b>-</b>	<b>-</b>

## 040 - Family Connection - Personnel

Title	Full Time Equivalent (FTE)
<i>no personnel</i>	0
<b>Total Personnel</b>	<b>0</b>

## 051 - Other Agencies - Appropriations

GL Account	GL Name	2021	2022	2023	12/31/22	2024	2024
		-	-	-	-	-	-
<b>Total Personnel</b>		-	-	-	-	-	-
		-	-	-	-	-	-
<b>Total Services</b>		-	-	-	-	-	-
		-	-	-	-	-	-
<b>Total Supplies</b>		-	-	-	-	-	-
100-7520-051-54-1200	JOINT IDA PROJECT	-	-	4,000,000	-	-	-
<b>Total Capital</b>		-	-	4,000,000	-	-	-
100-4220-051-57-2020	CITY OF RINCON - EXCISE TAX	63,054	131,825	84,000	26,603	135,000	135,000
100-4220-051-57-2021	CITY OF GUYTON - EXCISE TAX	11,708	24,478	16,000	4,940	25,000	25,000
100-4220-051-57-2022	CITY OF SPRINGFIELD - EXCISE T	21,227	40,594	25,000	12,740	41,000	41,000
100-5110-051-57-2003	VICTIM WITNESS PROGRAM	25,564	23,766	30,000	14,134	30,000	30,000
100-5110-051-57-2010	HEALTH DEPT BUDGET REQUEST	265,000	265,000	265,000	132,500	265,000	265,000
100-5110-051-57-2015	TRANSPORTATION	44,485	59,544	50,000	11,783	60,000	60,000
100-6510-051-57-2009	LIBRARY	660,000	679,800	748,045	374,022	753,854	753,854
100-7520-051-57-2011	CHAMBER OF COMMERCE	4,500	4,500	4,500	3,409	4,500	4,500
100-7140-051-57-1000	FORESTRY STIPEND	-	6,300	14,400	4,500	14,400	14,400
100-7520-051-57-2021	GA'S CIVIL WAR HERITAGE TRAILS INC	500	500	500	-	500	500
100-3800-051-61-1005	OPERATING XFER OUT (E-911)	-	191,013	352,398	-	402,720	402,720
100-5520-051-61-1000	OPERATING XFER OUT (SR. ACTIVITIES)	-	126,894	-	-	-	-
100-4205-051-61-1010	OPERATING XFER OUT (SPEC TAX DIST)	1,445,177	-	906,000	-	906,000	906,000
100-4310-051-61-1004	OPERATING XFER OUT (LANDFILL)	64,100	65,490	67,687	-	68,000	68,000
<b>Total Other</b>		2,605,315	1,619,704	2,563,530	584,631	2,705,974	2,705,974
<b>Total Appropriations</b>		2,605,315	1,619,704	6,563,530	584,631	2,705,974	2,705,974

## 051 - Other Agencies - Revenues

GL Account	GL Name	Actuals 2021	Actuals 2022	Budget 2023	Actuals 12/31/22	Dept Requested 2024	Proposed 2024
	PROPERTY TAX, TAVT, & PENALTIES	-	-	-	-	-	1,484,377
	LOCAL OPTION SALES TAX (LOST)	-	-	-	-	-	883,937
	OTHER GENERAL REVENUES	-	-	-	-	-	309,660
	COMBINED REVENUES PRIOR YEAR	2,579,751	1,593,538	6,537,530	570,497	-	-
100-35-1203	VICTIM WITNESS PROGRAM	25,564	26,166	26,000	14,134	-	28,000
<b>Total Revenues</b>		2,605,315	1,619,704	6,563,530	584,631	-	2,705,974
<b>Net Surplus/(Deficit)</b>		-	-	-	-	-	-

## 051 - Other Agencies - Personnel

Title	Full Time Equivalent (FTE)
<i>no personnel</i>	0
<b>Total Personnel</b>	<b>0</b>

## 053 - Probation - Appropriations

GL Account	GL Name	Actuals 2021	Actuals 2022	Budget 2023	Actuals 12/31/22	Dept Requested 2024	Proposed 2024
100-3450-053-51-1100	SALARIES	171,775	144,102	162,781	88,658	252,866	238,306
100-3450-053-51-1101	RAISES	-	-	8,139	-	-	19,064
100-3450-053-51-1300	OVERTIME	82	233	-	568	-	-
100-3450-053-51-2101	MED/LIFE INSURANCE	1,947	1,232	1,300	775	1,950	1,950
100-3450-053-51-2102	HEALTH INSURANCE	42,097	44,192	68,666	27,649	107,458	107,458
100-3450-053-51-2200	PAYROLL TAXES	12,874	10,728	13,075	6,626	19,344	19,689
100-3450-053-51-2401	RETIREMENT	9,723	7,559	10,255	3,840	15,172	15,442
100-3450-053-51-2600	UNEMPLOYMENT	188	257	141	25	274	274
100-3450-053-51-2700	WORKMEN'S COMPENSATION	2,713	2,049	2,330	1,247	3,212	3,287
<b>Total Personnel</b>		<b>241,399</b>	<b>210,352</b>	<b>266,687</b>	<b>129,389</b>	<b>400,275</b>	<b>405,470</b>
100-3450-053-52-1306	PEST CONTROL	135	165	200	-	200	200
100-3450-053-52-2202	R & M - GENERAL(BUILDING)	500	-	-	-	-	-
100-3450-053-52-2208	COMPUTER MAINT. AGREEMENTS	2,400	4,200	3,000	1,958	6,000	6,000
100-3450-053-52-2321	OPERATING LEASES/RENTAL COPIER	1,981	-	2,000	991	2,000	-
100-3450-053-52-2321-2	ALARM MONITORING	-	-	-	-	-	-
100-3450-053-52-2321-3	CONTRACT ANKLE BRACLET MONITOR	219	-	-	-	-	-
100-3450-053-52-3101	PROPERTY INSURANCE	234	246	250	330	250	400
100-3450-053-52-3103	PROF/GEN/LAW LIAB/INS	1,203	1,221	1,300	908	1,300	100
100-3450-053-52-3201	TELEPHONE	3,087	3,074	3,100	1,384	3,100	3,100
100-3450-053-52-3701	PER DIEM & TRAVEL	-	-	500	-	500	500
100-3450-053-52-3705	MEMBERSHIP DUES	108	-	600	-	600	600
100-3450-053-52-3915	BACKGROUND CHECKS	33	33	35	8	35	35
<b>Total Services</b>		<b>9,901</b>	<b>8,939</b>	<b>10,985</b>	<b>5,579</b>	<b>13,985</b>	<b>10,935</b>
100-3450-053-53-1101	OFFICE SUPPLIES	1,345	3,042	3,000	1,008	5,000	4,500
100-3450-053-53-1104	POSTAGE	989	-	200	-	200	200
100-3450-053-53-1210	UTILITIES	2,536	1,185	2,663	399	2,663	2,663
100-3450-053-53-1270	GAS & DIESEL FUEL	-	-	100	-	100	100
<b>Total Supplies</b>		<b>4,871</b>	<b>4,228</b>	<b>5,963</b>	<b>1,407</b>	<b>7,963</b>	<b>7,463</b>
<b>Total Capital</b>		-	-	-	-	-	-
100-3450-053-58-1200	CAPITAL LEASE PRINCIPAL	-	1,886	-	-	-	1,965
100-3450-053-58-2200	CAPITAL LEASE INTEREST	-	79	-	-	-	-
<b>Total Other</b>		-	<b>1,965</b>	-	-	-	<b>1,965</b>
<b>Total Appropriations</b>		<b>256,171</b>	<b>225,483</b>	<b>283,635</b>	<b>136,375</b>	<b>422,223</b>	<b>425,833</b>

## 053 - Probation - Revenues

GL Account	GL Name	Actuals 2021	Actuals 2022	Budget 2023	Actuals 12/31/22	Dept Requested 2024	Proposed 2024
	PROPERTY TAX, TAVT, & PENALTIES	-	-	-	-	-	103,005
	LOCAL OPTION SALES TAX (LOST)	-	-	-	-	-	61,339
	OTHER GENERAL REVENUES	-	-	-	-	-	21,488
	COMBINED REVENUES PRIOR YEAR	90,915	74,928	68,635	40,337	-	-
100-34-1121	PROBATION FEES	80,356	69,813	109,000	25,468	-	80,000
100-34-1122	PROBATION FEE ANKLE MONITORING	-	-	-	-	-	-
100-35-1121	PRE-TRIAL DIVERSION FEES	84,900	80,743	106,000	70,570	-	160,000
<b>Total Revenues</b>		<b>256,171</b>	<b>225,483</b>	<b>283,635</b>	<b>136,375</b>	<b>-</b>	<b>425,833</b>
<b>Net Surplus/(Deficit)</b>		<b>-</b>	<b>-</b>	<b>-</b>	<b>-</b>	<b>-</b>	<b>0</b>

## 053 - Probation - Personnel

Title	Full Time Equivalent (FTE)
PROBATION OFFICER	1
ADMIN ASSISTANT	1
PROBATION OFFICER	1
PROBATION OFFICER	1
CHIEF PROBATION OFFICER	1
OFFICE MANAGER	1
<b>Total Personnel</b>	<b>6</b>

## 058 - Coroner - Appropriations

GL Account	GL Name	Actuals 2021	Actuals 2022	Budget 2023	Actuals 12/31/22	Dept Requested 2024	Proposed 2024
100-3700-058-51-2102	HEALTH INSURANCE	4,724	93	11,296	-	12,294	12,294
<b>Total Personnel</b>		<b>4,724</b>	<b>93</b>	<b>11,296</b>	<b>-</b>	<b>12,294</b>	<b>12,294</b>
100-3700-058-52-2208	COMPUTER MAINT AGREEMENT	-	-	150	-	-	-
100-3700-058-52-3102	AUTO,TRK,EQ - INSURANCE	-	-	880	-	1,000	1,000
100-3700-058-52-3201	TELEPHONE	1,547	1,506	2,000	696	2,000	2,000
100-3700-058-52-3500	AUTO ALLOWANCE	3,300	3,300	4,200	2,100	600	600
100-3700-058-52-3609	CORONER FEES	27,825	38,500	32,725	16,275	35,500	35,500
100-3700-058-52-3616	REMOVAL (FUNERAL HOME)	8,061	10,030	16,000	8,122	16,000	16,000
100-3700-058-52-3701	PER DIEM & TRAVEL	2,818	2,933	3,500	2,356	3,800	3,800
100-3700-058-52-3702	TRAINING SCHOOLS & SEMINARS	1,080	1,080	2,100	720	2,300	2,300
100-3700-058-52-3705	MEMBERSHIP DUES	-	-	480	-	480	480
100-3700-058-52-3909	PAUPER'S FUNERAL	-	2,200	4,400	-	4,400	4,400
<b>Total Services</b>		<b>44,631</b>	<b>59,549</b>	<b>66,435</b>	<b>30,268</b>	<b>66,080</b>	<b>66,080</b>
100-3700-058-53-1101	OFFICE SUPPLIES	1,496	1,471	1,650	110	1,800	1,800
100-3700-058-53-1102	OPERATING SUPPLIES	2,660	3,466	3,850	-	5,000	5,000
100-3700-058-53-1104	POSTAGE	55	-	-	-	75	75
<b>Total Supplies</b>		<b>4,211</b>	<b>4,937</b>	<b>5,500</b>	<b>110</b>	<b>6,875</b>	<b>6,875</b>
100-3700-058-54-2201	AUTOS & TRUCKS	-	-	43,000	-	-	-
100-3700-058-54-2502	OTHER EQUIP	-	-	8,200	-	8,200	8,200
<b>Total Capital</b>		<b>-</b>	<b>-</b>	<b>51,200</b>	<b>-</b>	<b>8,200</b>	<b>8,200</b>
100-3700-058-58-1200	CAPITAL LEASE PRINCIPAL	-	-	11,400	-	11,850	11,850
100-3700-058-58-2200	CAPITAL LEASE INTEREST	-	-	-	-	-	-
<b>Total Other</b>		<b>-</b>	<b>-</b>	<b>11,400</b>	<b>-</b>	<b>11,850</b>	<b>11,850</b>
<b>Total Appropriations</b>		<b>53,566</b>	<b>64,579</b>	<b>145,831</b>	<b>30,379</b>	<b>105,299</b>	<b>105,299</b>

## 058 - Coroner - Revenues

GL Account	GL Name	2021	2022	2023	12/31/22	2024	2024
	PROPERTY TAX, TAVT, & PENALTIES	-	-	-	-	-	58,366
	LOCAL OPTION SALES TAX (LOST)	-	-	-	-	-	34,757
	OTHER GENERAL REVENUES	-	-	-	-	-	12,176
	COMBINED REVENUES PRIOR YEAR	53,566	64,579	145,831	30,379	-	-
<b>Total Revenues</b>		<b>53,566</b>	<b>64,579</b>	<b>145,831</b>	<b>30,379</b>	<b>-</b>	<b>105,299</b>
<b>Net Surplus/(Deficit)</b>		<b>-</b>	<b>-</b>	<b>-</b>	<b>-</b>	<b>-</b>	<b>-</b>

## 058 - Coroner - Personnel

Title	Full Time Equivalent (FTE)
COUNTY CORONER	0.5
<b>Total Personnel</b>	<b>0.5</b>

## 060 - Vehicle Maintenance - Appropriations

GL Account	GL Name	2021	2022	2023	12/31/22	2024	2024
<b>Total Personnel</b>		-	-	-	-	-	-
100-1500-060-52-2200	VEHIC MAINT - MAGISTRATE	3,300	1,807	2,800	4,463	2,800	2,800
100-1500-060-52-2201	VEHIC MAINT - COMMISSIONERS	328	2,424	2,000	52	2,000	1,000
100-1500-060-52-2202	VEHIC MAINT - TAX ASSESSORS	5,586	3,477	7,200	4,291	7,200	6,500
100-1500-060-52-2203	VEHIC MAINT - TAX COMM	578	129	1,500	14	1,500	1,000
100-1500-060-52-2204	VEHIC MAINT - FACILITIES MAINT	11,144	7,622	15,000	1,647	15,000	5,000
100-1500-060-52-2205	VEHIC MAINT - PRISON	17,333	22,348	20,000	5,813	20,000	10,000
100-1500-060-52-2206	VEHIC MAINT - SHERIFF	331,856	274,803	200,000	133,630	200,000	200,000
100-1500-060-52-2207	VEHIC MAINT - EMS	149,995	135,901	120,000	109,010	120,000	120,000
100-1500-060-52-2208	VEHIC MAINT - ANIMAL SHELTER	1,768	1,431	3,000	310	3,000	1,000
100-1500-060-52-2209	VEHIC MAINT - UGA EXTENSION	1,847	1,335	2,800	549	2,800	1,000
100-1500-060-52-2210	VEHIC MAINT - FLEET	4,500	18,236	7,500	20,881	7,500	7,500
100-1500-060-52-2211	VEHIC MAINT - POOL	-	69	-	-	-	-
100-1500-060-52-2212	VEHIC MAINT - ELECTIONS	-	628	1,500	322	1,500	1,000
100-1500-060-52-2213	VEHIC MAINT - EMA	613	295	1,500	43	1,500	1,000
100-1500-060-52-2214	VEHIC MAINT - FINANCE	836	(1)	1,500	37	1,500	1,000
100-1500-060-52-2215	VEHIC MAINT - SOLICITOR	615	281	1,500	396	1,500	1,000
100-1500-060-52-2217	VEHIC MAINT - COUNTY MANAGER	-	487	-	861	-	1,000
100-1500-060-52-2218	VEHIC MAINT - IT	-	-	-	298	-	1,000
100-1500-060-52-3102	Auto,Trk,EQ Insurance	882	875	-	1,076	-	1,200
<b>Total Services</b>		<b>531,180</b>	<b>472,148</b>	<b>387,800</b>	<b>283,692</b>	<b>387,800</b>	<b>363,000</b>
<b>Total Supplies</b>		-	-	-	-	-	-
100-1500-060-54-2201	AUTOS & TRUCKS	-	-	34,000	-	-	-
100-1500-060-54-2502	OTHER EQUIPMENT	-	2,572	-	635	-	-
<b>Total Capital</b>		-	<b>2,572</b>	<b>34,000</b>	<b>635</b>	-	-
100-1500-060-58-1200	CAPITAL LEASE PRINCIPAL	-	-	11,400	-	-	-
<b>Total Other</b>		-	-	11,400	-	-	-
<b>Total Appropriations</b>		<b>531,180</b>	<b>474,720</b>	<b>433,200</b>	<b>284,327</b>	<b>387,800</b>	<b>363,000</b>

## 060 - Vehicle Maintenance - Revenues

GL Account	GL Name	Actuals 2021	Actuals 2022	Budget 2023	Actuals 12/31/22	Dept Requested 2024	Proposed 2024
	PROPERTY TAX, TAVT, & PENALTIES	-	-	-	-	-	201,208
	LOCAL OPTION SALES TAX (LOST)	-	-	-	-	-	119,818
	OTHER GENERAL REVENUES	-	-	-	-	-	41,974
	COMBINED REVENUES PRIOR YEAR	531,180	474,720	433,200	284,327	-	-
<b>Total Revenues</b>		<b>531,180</b>	<b>474,720</b>	<b>433,200</b>	<b>284,327</b>	-	<b>363,000</b>
<b>Net Surplus/(Deficit)</b>		-	-	-	-	-	-

## 060 - Vehicle Maintenance - Personnel

Title	Full Time Equivalent (FTE)
<i>no personnel</i>	0
<b>Total Personnel</b>	<b>0</b>

## 062 - Inmate Medical - Appropriations

GL Account	GL Name	2021	2022	2023	12/31/22	2024	2024
		-	-	-	-	-	-
<b>Total Personnel</b>		-	-	-	-	-	-
100-3326-062-52-1101	JAIL HEALTH SERVICES	203,085	285,037	209,178	114,048	209,178	227,000
100-3420-062-52-1101	PRISON HEALTH SERVICES	203,085	227,132	209,178	114,048	209,178	227,000
100-3326-062-52-2211	JAIL COVID RELATED EXPENSES	5,950	-	-	-	-	-
100-3420-062-52-2211	PRISON COVID RELATED EXPENSES	150	-	-	-	-	-
<b>Total Services</b>		<b>412,270</b>	<b>512,169</b>	<b>418,356</b>	<b>228,096</b>	<b>418,356</b>	<b>454,000</b>
100-3326-062-53-1102	MEDICAL BILLINGS - JAIL	133,007	133,150	150,000	50,394	150,000	150,000
100-3420-062-53-1102	MEDICAL BILLINGS - PRISON	26,198	23,701	30,000	14,473	30,000	30,000
<b>Total Supplies</b>		<b>159,204</b>	<b>156,851</b>	<b>180,000</b>	<b>64,867</b>	<b>180,000</b>	<b>180,000</b>
		-	-	-	-	-	-
<b>Total Capital</b>		-	-	-	-	-	-
		-	-	-	-	-	-
<b>Total Other</b>		-	-	-	-	-	-
<b>Total Appropriations</b>		<b>571,475</b>	<b>669,020</b>	<b>598,356</b>	<b>292,963</b>	<b>598,356</b>	<b>634,000</b>

## 062 - Inmate Medical - Revenues

GL Account	GL Name	2021	2022	2023	12/31/22	2024	2024
	PROPERTY TAX, TAVT, & PENALTIES	-	-	-	-	-	351,421
	LOCAL OPTION SALES TAX (LOST)	-	-	-	-	-	209,269
	OTHER GENERAL REVENUES	-	-	-	-	-	73,311
	COMBINED REVENUES PRIOR YEAR	571,475	669,020	598,356	292,963	-	-
<b>Total Revenues</b>		<b>571,475</b>	<b>669,020</b>	<b>598,356</b>	<b>292,963</b>	<b>-</b>	<b>634,000</b>
<b>Net Surplus/(Deficit)</b>		<b>-</b>	<b>-</b>	<b>-</b>	<b>-</b>	<b>-</b>	<b>-</b>

## 062 - Inmate Medical - Personnel

Title	Full Time Equivalent (FTE)
<i>no personel</i>	0
<b>Total Personnel</b>	<b>0</b>

## 070 - Board of Equalization - Appropriations

GL Account	GL Name	Actuals 2021	Actuals 2022	Budget 2023	Actuals 12/31/22	Dept Requested 2024	Proposed 2024
100-2900-070-51-1100	SALARIES	461	-	6,926	-	20,800	6,926
100-2900-070-51-1101	RAISES	-	-	346	-	-	554
100-2900-070-51-1300	OVERTIME	-	-	-	-	-	-
100-2900-070-51-2101	MEDICAL/LIFE INSURANCE	-	-	-	-	-	-
100-2900-070-51-2102	HEALTH INSURANCE	-	-	-	-	-	-
100-2900-070-51-2200	PAYROLL TAXES	35	-	556	-	1,591	572
100-2900-070-51-2401	RETIREMENT	-	-	-	-	-	-
100-2900-070-51-2600	UNEMPLOYMENT	2	-	35	-	46	46
100-2900-070-51-2700	WORKMENS COMPENSATION	2	-	164	-	374	135
<b>Total Personnel</b>		<b>499</b>	<b>-</b>	<b>8,029</b>	<b>-</b>	<b>22,811</b>	<b>8,233</b>
100-2900-070-52-1102	APPEAL BOARD	3,390	3,536	6,000	300	6,000	6,000
100-2900-070-52-3103	PROF/GEN/LAW LIAB/INS	35	-	-	27	-	-
100-2900-070-52-3301	MISCELLANEOUS	3,202	609	2,500	-	2,500	2,500
100-2900-070-52-3500	AUTO ALLOWANCE	-	-	-	-	-	-
100-2900-070-52-3702	TRAINING SCHOOL	119	512	500	578	500	500
<b>Total Services</b>		<b>6,746</b>	<b>4,657</b>	<b>9,000</b>	<b>906</b>	<b>9,000</b>	<b>9,000</b>
100-2900-070-53-1101	OFFICE SUPPLIES	-	298	350	-	350	350
100-2900-070-53-1104	POSTAGE	-	-	600	-	3,000	3,000
<b>Total Supplies</b>		<b>-</b>	<b>298</b>	<b>950</b>	<b>-</b>	<b>3,350</b>	<b>3,350</b>
		-	-	-	-	-	-
<b>Total Capital</b>		<b>-</b>	<b>-</b>	<b>-</b>	<b>-</b>	<b>-</b>	<b>-</b>
		-	-	-	-	-	-
<b>Total Other</b>		<b>-</b>	<b>-</b>	<b>-</b>	<b>-</b>	<b>-</b>	<b>-</b>
<b>Total Appropriations</b>		<b>7,246</b>	<b>4,955</b>	<b>17,979</b>	<b>906</b>	<b>35,161</b>	<b>20,583</b>

## 070 - Board of Equalization - Revenues

GL Account	GL Name	Actuals 2021	Actuals 2022	Budget 2023	Actuals 12/31/22	Dept Requested 2024	Proposed 2024
	PROPERTY TAX, TAVT, & PENALTIES	-	-	-	-	-	11,409
	LOCAL OPTION SALES TAX (LOST)	-	-	-	-	-	6,794
	OTHER GENERAL REVENUES	-	-	-	-	-	2,380
	COMBINED REVENUES PRIOR YEAR	7,246	4,955	17,979	906	-	-
<b>Total Revenues</b>		<b>7,246</b>	<b>4,955</b>	<b>17,979</b>	<b>906</b>	<b>-</b>	<b>20,583</b>
<b>Net Surplus/(Deficit)</b>		<b>-</b>	<b>-</b>	<b>-</b>	<b>-</b>	<b>-</b>	<b>0</b>

## 070 - Board of Equalization - Personnel

Title	Full Time Equivalent (FTE)
DEPUTY CLERK	0.23
<b>Total Personnel</b>	<b>0.23</b>



## 111 - County Manager - Appropriations

GL Account	GL Name	Actuals 2021	Actuals 2022	Budget 2023	Actuals 12/31/22	Dept Requested 2024	Proposed 2024
100-1320-111-51-1100	SALARIES	-	298,461	431,108	171,468	701,212	701,212
100-1320-111-51-1101	RAISES	-	-	21,195	-	-	55,377
100-1320-111-51-1300	OVERTIME	-	377	-	-	-	-
100-1320-111-51-2101	MEDICAL/LIFE SUPPLEMENTAL	-	2,131	1,706	1,126	2,600	2,600
100-1320-111-51-2102	HEALTH INSURANCE	-	47,255	107,517	29,784	150,808	150,808
100-1320-111-51-2200	PAYROLL TAXES	-	20,049	34,601	11,710	53,643	57,879
100-1320-111-51-2401	RETIREMENT	-	17,348	27,138	10,118	42,073	45,395
100-1320-111-51-2600	UNEMPLOYMENT	-	232	211	36	365	365
100-1320-111-51-2700	WORKMEN'S COMPENSATION	-	882	1,266	480	1,543	1,664
<b>Total Personnel</b>		-	<b>386,734</b>	<b>624,743</b>	<b>224,722</b>	<b>952,242</b>	<b>1,015,300</b>
100-1320-111-52-1101	CONSULTANT	-	12,333	-	17,442	-	-
100-1320-111-52-1202	ATTORNEY & PROFESSIONAL SERVIC	-	68,308	100,000	20,733	100,000	70,000
100-1320-111-52-2208	COMPUTER MAINT. AGREEMNTS	-	-	17,000	22,852	17,000	18,000
100-1320-111-52-2321	OPERATING LEASES/RENTAL COPIER	-	148	2,200	1,449	2,200	-
100-1320-111-52-3102	AUTO,TRUCK,EQUIPMENT INSURANCE	-	-	2,640	-	2,640	2,640
100-1320-111-52-3103	PROF/GEN/LAW LIAB\INSURAN	-	2,111	2,200	2,128	2,200	2,200
100-1320-111-52-3201	TELEPHONE	-	1,605	-	734	-	1,700
100-1320-111-52-3301	ADVERTISEMENT	-	2,062	5,000	395	5,000	5,000
100-1320-111-52-3500	AUTO ALLOWANCE	-	6,600	-	3,600	-	-
100-1320-111-52-3701	PER DIEM & TRAVEL	-	1,730	7,000	1,463	7,000	7,000
100-1320-111-52-3702	TRAINING SCHOOLS & SEMINA	-	3,394	14,000	1,250	14,000	14,000
100-1320-111-52-3705	MEMBERSHIP DUES	-	2,930	3,000	31	3,000	3,000
100-1320-111-52-3900	OTHER PURCHASED SERVICES	-	12,898	100,000	-	100,000	50,000
<b>Total Services</b>		-	<b>114,120</b>	<b>253,040</b>	<b>72,077</b>	<b>253,040</b>	<b>173,540</b>
100-1320-111-53-1101	OFFICE SUPPLIES	-	2,994	3,000	1,605	3,000	3,400
100-1320-111-53-1102	OPERATING SUPPLIES	-	2,024	2,000	361	2,000	2,000
100-1320-111-53-1270	GAS & DIESEL FUEL	-	67	-	105	-	200
100-1320-111-53-1402	PRINTING & PUBLICATIONS	-	154	500	5	500	500
<b>Total Supplies</b>		-	<b>5,239</b>	<b>5,500</b>	<b>2,076</b>	<b>5,500</b>	<b>6,100</b>
100-1320-111-54-2201	AUTOS & TRUCKS	-	109	90,000	1,187	-	-
100-1320-111-54-9999	LEASED EQUIPMENT	-	30,679	-	-	-	-
<b>Total Capital</b>		-	<b>30,788</b>	<b>90,000</b>	<b>1,187</b>	<b>-</b>	<b>-</b>
100-1320-111-58-1200	CAPITAL LEASE PRINCIPAL	-	8,005	19,482	7,643	51,140	55,036
100-1320-111-58-2200	CAPITAL LEASE INTEREST	-	887	-	1,553	-	-
<b>Total Other</b>		-	<b>8,892</b>	<b>19,482</b>	<b>9,195</b>	<b>51,140</b>	<b>55,036</b>
<b>Total Appropriations</b>		-	<b>545,773</b>	<b>992,765</b>	<b>309,257</b>	<b>1,261,922</b>	<b>1,249,975</b>

## 111 - County Manager - Revenues

GL Account	GL Name	Actuals 2021	Actuals 2022	Budget 2023	Actuals 12/31/22	Dept Requested 2024	Proposed 2024
	PROPERTY TAX, TAVT, & PENALTIES	-	-	-	-	-	692,850
	LOCAL OPTION SALES TAX (LOST)	-	-	-	-	-	412,588
	OTHER GENERAL REVENUES	-	-	-	-	-	144,537
	COMBINED REVENUES PRIOR YEAR	-	545,773	992,765	309,257	-	-
<b>Total Revenues</b>		-	<b>545,773</b>	<b>992,765</b>	<b>309,257</b>	<b>-</b>	<b>1,249,975</b>
<b>Net Surplus/(Deficit)</b>		-	-	-	-	-	<b>0</b>

## 111 - County Manager - Personnel

Title	Full Time Equivalent (FTE)
PURCHASING AGENT	1
COUNTY MANAGER	1
ASSISTANT COUNTY MANAGER	1
COUNTY ENGINEER	1
PUBLIC INFORMATION COORDINATOR	1
GRANTS COORDINATOR	1
ENGINEERING PROJECT MANAGER	1
EXECUTIVE ASSISTANT	1
<b>Total Personnel</b>	<b>8</b>

## 117 - Sheriff's Office SRO - Appropriations

GL Account	GL Name	Actuals 2021	Actuals 2022	Budget 2023	Actuals 12/31/22	Dept Requested 2024	Proposed 2024
100-3310-117-51-1100	SALARIES	341,172	313,700	427,527	205,210	674,499	739,105
100-3310-117-51-1101	RAISES	-	-	-	-	-	22,173
100-3310-117-51-1300	OVERTIME	30,169	26,050	28,848	17,980	47,490	47,490
100-3310-117-51-2101	MEDICAL/LIFE SUPPLEMENTAL	3,419	2,785	2,600	1,352	3,900	4,224
100-3310-117-51-2102	HEALTH INSURANCE	108,463	112,032	158,787	47,913	215,203	216,728
100-3310-117-51-2200	PAYROLL TAXES	26,534	24,306	34,913	16,493	55,232	61,871
100-3310-117-51-2401	RETIREMENT	19,436	18,880	27,383	10,992	41,551	46,344
100-3310-117-51-2600	UNEMPLOYMENT	466	417	281	162	593	638
100-3310-117-51-2700	WORKMEN'S COMPENSATION	9,133	7,889	2,347	5,066	14,584	16,337
<b>Total Personnel</b>		<b>538,791</b>	<b>506,059</b>	<b>682,684</b>	<b>305,168</b>	<b>1,053,051</b>	<b>1,154,911</b>
100-3310-117-52-3102	AUTO,TRK,EQ - INSURANCE	7,057	7,001	7,050	16,133	7,050	16,500
100-3310-117-52-3103	PROF/GEN/LAW LIAB\INSURAN	5,450	5,521	5,600	4,088	5,600	5,600
<b>Total Services</b>		<b>12,507</b>	<b>12,522</b>	<b>12,650</b>	<b>20,221</b>	<b>12,650</b>	<b>22,100</b>
100-3310-117-53-1270	GAS & DIESEL FUEL	23,523	28,897	33,000	8,777	33,000	30,000
<b>Total Supplies</b>		<b>23,523</b>	<b>28,897</b>	<b>33,000</b>	<b>8,777</b>	<b>33,000</b>	<b>30,000</b>
		-	-	-	-	-	-
<b>Total Capital</b>		-	-	-	-	-	-
		-	-	-	-	-	-
<b>Total Other</b>		-	-	-	-	-	-
<b>Total Appropriations</b>		<b>574,821</b>	<b>547,478</b>	<b>728,334</b>	<b>334,166</b>	<b>1,098,701</b>	<b>1,207,011</b>

## 117 - Sheriff's Office SRO - Revenues

GL Account	GL Name	2021	2022	2023	12/31/22	2024	2024
	PROPERTY TAX, TAVT, & PENALTIES	-	-	-	-	-	253,317
	LOCAL OPTION SALES TAX (LOST)	-	-	-	-	-	150,849
	OTHER GENERAL REVENUES	-	-	-	-	-	52,845
	COMBINED REVENUES PRIOR YEAR	171,406	167,934	325,334	105,290	-	-
100-33-1116	COPS IN SCHOOL	403,415	379,544	403,000	228,876	-	750,000
<b>Total Revenues</b>		<b>574,821</b>	<b>547,478</b>	<b>728,334</b>	<b>334,166</b>	-	<b>1,207,011</b>
<b>Net Surplus/(Deficit)</b>		-	-	-	-	-	<b>0</b>

## 117 - Sheriff's Office SRO - Personnel

Title	Full Time Equivalent (FTE)
DEPUTY SHERIFF	11.7
CORPORAL	1
SERGEANT	1
<b>Total Personnel</b>	<b>13.7</b>

## 136 - Information Technology - Appropriations

GL Account	GL Name	2021	2022	2023	12/31/22	2024	2024
100-1535-136-51-1100	SALARIES	283,385	369,667	398,840	196,968	476,528	437,320
100-1535-136-51-1101	RAISES	-	-	17,782	-	-	34,986
100-1535-136-51-1300	OVERTIME	2,569	4,613	-	1,794	-	-
100-1535-136-51-2101	MEDICAL/LIFE INSURANCE	2,936	2,987	2,275	1,567	2,275	2,275
100-1535-136-51-2102	HEALTH INSURANCE	59,153	80,137	92,773	38,595	142,067	142,067
100-1535-136-51-2200	PAYROLL TAXES	21,261	27,895	31,872	15,155	36,454	36,131
100-1535-136-51-2401	RETIREMENT	13,954	18,442	22,868	10,132	24,430	23,655
100-1535-136-51-2600	UNEMPLOYMENT	247	524	281	-	410	410
100-1535-136-51-2700	WORKMEN'S COMPENSATION	970	1,104	1,167	557	1,048	1,039
<b>Total Personnel</b>		<b>384,475</b>	<b>505,367</b>	<b>567,857</b>	<b>264,767</b>	<b>683,213</b>	<b>677,883</b>
100-1535-136-52-1202	ATTORNEY & PROFESSIONAL SERVICES	21,975	-	-	-	-	-
100-1535-136-52-2208	COMPUTER MAINT. AGREEMNTS	94,032	65,592	131,400	38,302	396,852	526,852
100-1535-136-52-2208-2	COMPUTER MAINT. AGREEMNTS GIS	4,800	4,800	-	2,400	-	-
100-1535-136-52-3103	PROF/GEN/LAW LIAB\INSURANCE	2,245	2,528	2,600	1,934	2,600	2,000
100-1535-136-52-3201	TELEPHONE	4,892	4,987	5,000	2,545	5,200	5,200
100-1535-136-52-3701	PER DIEM & TRAVEL	-	-	2,000	-	2,000	2,000
100-1535-136-52-3702	TRAINING SCHOOLS & SEMINARS	-	-	1,500	-	1,500	15,000
<b>Total Services</b>		<b>127,944</b>	<b>77,907</b>	<b>142,500</b>	<b>45,182</b>	<b>408,152</b>	<b>551,052</b>
100-1535-136-53-1101	OFFICE SUPPLIES	1,202	591	1,000	585	1,000	1,000
100-1535-136-53-1102	OPERATING SUPPLIES	15,723	17,203	16,500	4,154	16,500	16,500
100-1535-136-53-1104	POSTAGE	-	50	200	-	200	200
100-1535-136-53-1270	GAS & DIESEL FUEL	-	-	500	131	1,000	800
<b>Total Supplies</b>		<b>16,925</b>	<b>17,844</b>	<b>18,200</b>	<b>4,871</b>	<b>18,700</b>	<b>18,500</b>
100-1535-136-54-2201	AUTOS & TRUCKS	-	-	28,000	443	-	-
100-1535-136-54-2503	COMPUTERS,SERVERS AND OTHER EQ	28,651	33,149	100,000	4,895	178,710	232,370
<b>Total Capital</b>		<b>28,651</b>	<b>33,149</b>	<b>128,000</b>	<b>5,338</b>	<b>178,710</b>	<b>232,370</b>
100-1535-136-58-1200	CAPITAL LEASE PRINCIPAL	-	-	7,800	1,591	4,612	4,612
100-1535-136-58-2200	CAPITAL LEASE INTEREST	-	-	-	318	-	-
<b>Total Other</b>		<b>-</b>	<b>-</b>	<b>7,800</b>	<b>1,909</b>	<b>4,612</b>	<b>4,612</b>
<b>Total Appropriations</b>		<b>557,996</b>	<b>634,267</b>	<b>864,357</b>	<b>322,067</b>	<b>1,293,387</b>	<b>1,484,417</b>

## 136 - Information Technology - Revenues

GL Account	GL Name	2021	2022	2023	12/31/22	2024	2024
	PROPERTY TAX, TAVT, & PENALTIES	-	-	-	-	-	822,799
	LOCAL OPTION SALES TAX (LOST)	-	-	-	-	-	489,972
	OTHER GENERAL REVENUES	-	-	-	-	-	171,646
	COMBINED REVENUES PRIOR YEAR	557,781	634,267	864,357	322,067	-	-
100-34-1930	SALE OF MAPS	-	-	-	-	-	-
100-34-1931	GIS MAPS & OTHER FEES	215	-	-	-	-	-
100-37-1004	PLANTER'S WIFI GRANT	-	-	-	-	-	-
<b>Total Revenues</b>		<b>557,996</b>	<b>634,267</b>	<b>864,357</b>	<b>322,067</b>	<b>-</b>	<b>1,484,417</b>
<b>Net Surplus/(Deficit)</b>		<b>-</b>	<b>-</b>	<b>-</b>	<b>-</b>	<b>-</b>	<b>(0)</b>

## 136 - Information Technology - Personnel

Title	Full Time Equivalent (FTE)
INFORMATION SYSTEMS SPECIALIST	1
INFORMATION SYSTEMS SPECIALIST	1
APPLICATIONS ADMINISTRATOR	1
DEPUTY DIRECTOR OF INFORMATION TECHNOLOGY	1
NETWORK SPECIALIST	1
DIRECTOR OF INFORMATION TECHNOLOGY	1
INFORMATION SYSTEMS SPECIALIST	1
INFORMATION SYSTEMS SPECIALIST	1
SENIOR RADIO TECHNICIAN	0.63
<b>Total Personnel</b>	<b>8.63</b>

## 225 - Geographic Information Systems - Appropriations

GL Account	GL Name	2021	2022	2023	12/31/22	2024	2024
100-7403-225-51-1100	SALARIES	59,806	92,652	91,853	52,156	160,139	149,365
100-7403-225-51-1101	RAISES	-	-	4,593	-	-	11,949
100-7403-225-51-1300	OVERTIME	1,020	2,275	-	1,375	-	-
100-7403-225-51-2101	MEDICAL/LIFE INSURANCE	418	875	650	437	975	975
100-7403-225-51-2102	HEALTH INSURANCE	16,717	35,547	38,372	17,320	70,392	70,392
100-7403-225-51-2200	PAYROLL TAXES	4,265	6,706	7,378	3,827	12,251	12,341
100-7403-225-51-2401	RETIREMENT	2,393	4,035	5,787	3,212	9,608	9,679
100-7403-225-51-2600	UNEMPLOYMENT	141	122	70	-	137	137
100-7403-225-51-2700	WORKER'S COMPENSATION	202	281	270	150	352	355
<b>Total Personnel</b>		<b>84,962</b>	<b>142,492</b>	<b>148,972</b>	<b>78,477</b>	<b>253,854</b>	<b>255,192</b>
100-7403-225-52-1202	ATTORNEY & PROFESSIONAL SERVICES	28,456	216,334	170,000	88,759	170,000	150,000
100-7403-225-52-2208	COMPUTER MAINT. AGREEMENTS	-	54,167	58,000	25,000	62,700	62,700
100-7403-225-52-3103	PROF/GEN/LAW LIAB/INS	-	736	-	507	750	600
100-7403-225-52-3201	TELEPHONE	304	266	-	-	-	-
100-7403-225-52-3701	PER DIEM & TRAVEL	-	608	2,000	-	2,000	2,000
100-7403-225-52-3702	TRAINING SCHOOLS & SEMINARS	585	-	1,000	-	8,510	8,510
100-7403-225-52-3705	MEMBERSHIP DUES	-	-	1,000	-	1,000	1,000
<b>Total Services</b>		<b>29,345</b>	<b>272,111</b>	<b>232,000</b>	<b>114,267</b>	<b>244,960</b>	<b>224,810</b>
100-7403-225-53-1101	OFFICE SUPPLIES	448	1,300	2,800	-	2,800	2,800
100-7403-225-53-1103	OPERATING SUPPLIES	-	-	750	-	750	750
100-7403-225-53-1104	POSTAGE	-	-	200	-	200	200
100-7403-225-53-1270	GAS/FUEL	-	186	-	-	-	-
100-7403-225-53-1402	PRINTING/PUBLICATION	-	-	500	-	500	500
<b>Total Supplies</b>		<b>448</b>	<b>1,486</b>	<b>4,250</b>	<b>-</b>	<b>4,250</b>	<b>4,250</b>
100-7403-225-54-2502	OTHER EQUIPMENT	-	-	-	-	-	-
<b>Total Capital</b>		<b>-</b>	<b>-</b>	<b>-</b>	<b>-</b>	<b>-</b>	<b>-</b>
<b>Total Other</b>		<b>-</b>	<b>-</b>	<b>-</b>	<b>-</b>	<b>-</b>	<b>-</b>
<b>Total Appropriations</b>		<b>114,755</b>	<b>416,089</b>	<b>385,222</b>	<b>192,744</b>	<b>503,064</b>	<b>484,252</b>

## 225 - Geographic Information Systems - Revenues

GL Account	GL Name	Actuals 2021	Actuals 2022	Budget 2023	Actuals 12/31/22	Dept Requested 2024	Proposed 2024
	PROPERTY TAX, TAVT, & PENALTIES	-	-	-	-	-	268,416
	LOCAL OPTION SALES TAX (LOST)	-	-	-	-	-	159,840
	OTHER GENERAL REVENUES	-	-	-	-	-	55,995
	COMBINED REVENUES PRIOR YEAR	114,755	416,089	385,222	192,744	-	-
<b>Total Revenues</b>		<b>114,755</b>	<b>416,089</b>	<b>385,222</b>	<b>192,744</b>	<b>-</b>	<b>484,252</b>
<b>Net Surplus/(Deficit)</b>		<b>-</b>	<b>-</b>	<b>-</b>	<b>-</b>	<b>-</b>	<b>0</b>

## 225 - Geographic Information Systems - Personnel

Title	Full Time Equivalent (FTE)
G.I.S. TECHNICIAN	2
G.I.S. COORDINATOR	1
<b>Total Personnel</b>	<b>3</b>

The County maintains many special revenue funds and four enterprise funds. Special revenues include revenues legally restricted to expenditures for special purposes. Enterprise funds consist of Water & Sewer, WWTP, Sanitation, and Dry Waste & Recycling Center, where user fees are intended to cover the cost of services. Project length budgeting is used for SPLOST and other capital. These are based upon our short term work program projects and their respective budgets. Funds for these projects are often subject to changes from year to year. Funding sources for the SPLOST projects come from both SPLOST, impact fees and funding from the Department of Transportation. The special tax district funds originate from franchise fees, payment in lieu of tax and state insurance premium contributions. Service delivery agreements added the Dry Waste & Recycling Center, Development Services, and Seniors Activity funds.

The County allocates specific funding towards the unincorporated area of the County. Referenced as a Special Tax District, this was a result of service delivery negotiations and agreements established in 2011 with the cities of Guyton, Rincon, and Springfield. Specific funding sources applied to the Special Tax District for the benefit of the unincorporated residents include state insurance premium allocations, franchise fees, and payments in lieu of tax. These funding sources are used to offset the cost of services that are for the direct benefit of the unincorporated area of the County only. As a result of the roads and recreation millage and beginning with the FY 2019 budget, the Public Works department and Recreation & Sports Management department were moved into the Special Tax District, and the Parks & Landscapes department was created.

FISCAL YEAR 2021/2022/2023/2024 SPECIAL FUNDS DEPARTMENT TOTALS

Dept. #	Special Funds	Budget FY 2021	Budget FY 2022	Budget FY 2023	Budget FY 2024	Net Change	% Change
001	Special Tax District	1,989,336	1,385,915	1,409,442	1,265,813	(143,629)	-10.2%
023	Sanitation	3,497,680	4,062,963	4,280,810	4,682,833	402,023	9.4%
025	Public Works	1,799,991	2,225,175	2,484,399	2,860,300	375,901	15.1%
029	Recreation & Sports Management	965,132	1,486,416	1,793,705	1,653,599	(140,106)	-7.8%
030	Parks & Landscapes	595,498	838,620	807,728	1,162,631	354,903	43.9%
035	E-911	1,191,092	1,491,033	1,652,398	1,722,720	70,322	4.3%
036	Federal Drug	50,000	50,000	50,000	50,000	-	0.0%
037	SPLOST Roads	3,765,824	3,686,985	3,400,000	1,708,000	(1,692,000)	-49.8%
038	SPLOST Public Buildings	205,000	-	-	-	-	0.0%
039	SPLOST Recreation	4,773,520	1,264,620	1,637,826	1,838,346	200,520	12.2%
041	SPLOST Vehicles and Equip	1,412,280	2,537,380	3,852,743	1,267,175	(2,585,568)	-67.1%
042	Debt Service	-	7,093,808	9,910,489	9,851,409	(59,080)	-0.6%
047	SPLOST Drainage	1,096,000	2,039,000	3,174,000	3,066,000	(108,000)	-3.4%
055	Fire & Rescue	5,673,590	6,785,791	8,573,937	9,631,936	1,057,999	12.3%
061	Wastewater Treatment Plant	1,348,655	1,724,724	1,678,348	2,098,810	420,462	25.1%
065	SPLOST Technology	-	-	-	-	-	0.0%
067	Impact Fees Roads	-	-	-	-	-	0.0%
099	SPLOST Cities	2,330,098	2,581,320	5,000	5,000	-	0.0%
100	SPLOST Water & Sewer	-	8,500,000	750,000	1,697,000	947,000	126.3%
105	Water and Sewer Operating	3,458,442	7,752,017	4,512,375	9,302,776	4,790,401	106.2%
106	Water Projects	5,958,031	3,770,822	3,225,000	2,448,000	(777,000)	-24.1%
153	Drug Abuse Treatment & Education	30,500	23,900	17,900	17,900	-	0.0%
219	Sheriff Special Revenue	500,000	500,000	500,000	510,000	10,000	2.0%
223	Dry Waste & Recycling Center	66,000	67,390	68,687	69,000	313	0.5%
230	Juvenile Services	2,500	2,500	2,500	2,500	-	0.0%
231	American Rescue Plan Act	-	-	11,615,462	11,134,000	(481,462)	-4.1%
236	State Drug Account	50,000	50,000	50,000	50,000	-	0.0%
240	Jail Construction & Staffing	60,000	60,000	60,000	70,000	10,000	16.7%
245	Prison Commissary	180,000	180,000	220,000	240,000	20,000	9.1%
272	Development Services	1,037,859	1,543,592	1,609,149	1,897,989	288,840	17.9%
273	Senior Citizens Activity	121,401	130,394	202,982	209,287	6,305	3.1%
274	Hospital Indigent	3,600,000	3,600,000	3,600,000	3,600,000	-	0.0%
276	Hotel / Motel Tax	14,000	15,000	15,000	30,000	15,000	100.0%
322	SPLOST 2021	-	-	27,754,413	54,721,629	26,967,215	97.2%
335	TSPLOST	-	32,894,894	30,136,602	20,487,449	(9,649,154)	-32.0%
560	Stormwater	-	300,800	182,000	80,000	(102,000)	-56.0%
600	Self-funded Insurance	-	6,503,655	7,142,431	7,923,736	781,305	10.9%
		\$ 45,772,429	\$ 105,148,713	\$ 136,375,325	\$ 157,355,837	\$ 20,980,512	15.4%

**FISCAL YEAR 2021/2022/2023/2024 SPECIAL FUNDS PERSONNEL TOTALS**

<b>Dept. #</b>	<b>Special Funds</b>	<b>Budget FY 2021</b>	<b>Budget FY 2022</b>	<b>Budget FY 2023</b>	<b>Budget FY 2024</b>	<b>Net Change</b>	<b>% Change</b>
001	Special Tax District	-	-	-	-	-	0.0%
023	Sanitation	43,497	42,433	54,068	56,608	2,540	4.7%
025	Public Works	-	-	-	-	-	0.0%
029	Recreation & Sports Management	584,982	771,609	859,771	835,713	(24,058)	-2.8%
030	Parks & Landscapes	386,998	433,886	500,053	666,684	166,631	33.3%
035	E-911	940,569	1,217,598	1,377,383	1,444,258	66,874	4.9%
036	Federal Drug	-	-	-	-	-	0.0%
037	SPLOST Roads	-	-	-	-	-	0.0%
038	SPLOST Public Buildings	-	-	-	-	-	0.0%
039	SPLOST Recreation	-	-	-	-	-	0.0%
041	SPLOST Vehicles and Equip	-	-	-	-	-	0.0%
042	Debt Service	-	-	-	-	-	0.0%
047	SPLOST Drainage	-	-	-	-	-	0.0%
055	Fire & Rescue	3,417,240	3,750,494	4,912,453	6,235,627	1,323,174	26.9%
061	Wastewater Treatment Plant	-	-	-	-	-	0.0%
065	SPLOST Technology	-	-	-	-	-	0.0%
067	Impact Fees Roads	-	-	-	-	-	0.0%
099	SPLOST Cities	-	-	-	-	-	0.0%
100	SPLOST Water & Sewer	-	-	-	-	-	0.0%
105	Water and Sewer Operating	-	-	-	-	-	0.0%
106	Water Projects	-	-	-	-	-	0.0%
153	Drug Abuse Treatment & Education	-	-	-	-	-	0.0%
219	Sheriff Special Revenue	-	-	-	-	-	0.0%
223	Dry Waste & Recycling Center	-	-	-	-	-	0.0%
230	Juvenile Services	-	-	-	-	-	0.0%
231	American Rescue Plan Act	-	-	-	-	-	0.0%
236	State Drug Account	-	-	-	-	-	0.0%
240	Jail Construction & Staffing	-	-	-	-	-	0.0%
245	Prison Commissary	-	-	-	-	-	0.0%
272	Development Services	849,043	918,407	1,137,147	1,307,057	169,910	14.9%
273	Senior Citizens Activity	112,751	121,744	194,332	200,637	6,305	3.2%
274	Hospital Indigent	-	-	-	-	-	0.0%
276	Hotel / Motel Tax	-	-	-	-	-	0.0%
322	SPLOST 2021	-	-	-	-	-	0.0%
335	TSPLOST	-	-	-	-	-	0.0%
560	Stormwater	-	-	-	-	-	0.0%
600	Self-funded Insurance	-	-	-	-	-	0.0%
		<b>\$ 6,335,079</b>	<b>\$ 7,256,171</b>	<b>\$ 9,035,207</b>	<b>\$ 10,746,584</b>	<b>\$ 1,711,376</b>	<b>18.9%</b>



## 001 - Special Tax District - Appropriations

GL Account	GL Name	Actuals 2021	Actuals 2022	Budget 2023	Actuals 12/31/22	Dept Requested 2024	Proposed 2024
		-	-	-	-	-	-
<b>Total Personnel</b>		-	-	-	-	-	-
		-	-	-	-	-	-
<b>Total Services</b>		-	-	-	-	-	-
		-	-	-	-	-	-
<b>Total Supplies</b>		-	-	-	-	-	-
		-	-	-	-	-	-
<b>Total Capital</b>		-	-	-	-	-	-
270-3510-001-61-1005	OPERATING XFER OUT (BLD INSP/Z	280,311	-	-	-	-	-
270-3510-001-61-1006	OPERATING XFER OUT (WATER & SE	187,932	336,107	174,275	-	982,526	982,526
270-3510-001-61-1007	OPERATING XFER OUT (TO SEN.CIT	113,427	-	196,982	-	203,287	203,287
270-3510-001-61-1008	OPERATING XFER OUT (WWTP)	740,135	-	537,248	-	-	-
270-3510-001-61-1009	OPERATING XFER OUT (FIRE)	86,422	-	318,937	-	-	-
270-3510-001-61-1011	OPERATING XFER OUT (GENERAL FU	(1,445,177)	-	-	-	-	-
270-3510-001-61-1013	OPERATING XFER OUT (STORMWATER)	-	38,678	182,000	160,000	80,000	80,000
270-3510-001-61-1014	OPERATING XFER OUT (STORMWATER UTII	-	-	-	-	-	-
270-6100-001-57-1000	RECREATION PMTS TO CITIES	-	-	-	-	-	-
<b>Total Other</b>		(36,950)	374,785	1,409,442	160,000	1,265,813	1,265,813
<b>Total Appropriations</b>		(36,950)	374,785	1,409,442	160,000	1,265,813	1,265,813

## 001 - Special Tax District - Revenues

GL Account	GL Name	Actuals 2021	Actuals 2022	Budget 2023	Actuals 12/31/22	Dept Requested 2024	Proposed 2024
	PROPERTY TAX, TAVT, & PENALTIES	-	-	-	-	-	-
	LOCAL OPTION SALES TAX (LOST)	-	-	-	-	-	-
	OTHER GENERAL REVENUES	-	-	-	-	-	-
	COMBINED REVENUES PRIOR YEAR	(1,358,983)	(976,455)	(3,026,229)	(139,767)	1,265,813	50,000
270-31-1194	IN LIEU OF TAX\ GA POWER	557,400	589,612	590,000	222,632	-	590,000
270-31-1195	IN LIEU OF TAX\ GEORGIA PACIFI	453,885	454,361	460,000	-	-	460,000
270-31-1750	CABLEVISION FRANCHISE	310,689	307,147	311,000	77,135	-	310,000
270-31-6201	INSURANCE PREMIUMS	-	-	-	-	-	-
270-38-9005	MISCELLANEOUS REVENUE	60	120	-	-	-	-
270-38-9015	CASH CARRY FORWARD (001 PORTION)	-	-	2,168,670	-	-	(1,050,187)
270-39-1200	OP XFER IN (SPEC TAX DIST)	-	-	906,000	-	-	906,000
<b>Total Revenues</b>		(36,950)	374,785	1,409,442	160,000	1,265,813	1,265,813
<b>Net Surplus/(Deficit)</b>		0	-	-	-	-	-

## 001 - Special Tax District - Personnel

Title	Full Time Equivalent (FTE)
<i>no personnel</i>	0
<b>Total Personnel</b>	<b>0</b>

## 023 - Sanitation - Appropriations

GL Account	GL Name	Actuals 2021	Actuals 2022	Budget 2023	Actuals 12/31/22	Dept Requested 2024	Proposed 2024
540-4310-023-51-1100	SALARIES	29,778	29,139	30,014	16,096	30,014	30,014
540-4310-023-51-1101	RAISES	-	-	1,501	-	-	2,401
540-4310-023-51-1300	OVERTIME	139	248	-	233	-	-
540-4310-023-51-2101	MEDICAL/LIFE INSURANCE	260	251	325	140	325	325
540-4310-023-51-2102	HEALTH INSURANCE	10,621	16,221	17,802	8,059	19,326	19,326
540-4310-023-51-2200	PAYROLL TAXES	2,273	2,018	2,411	1,134	2,296	2,480
540-4310-023-51-2401	RETIREMENT	1,486	1,206	1,891	980	1,801	1,945
540-4310-023-51-2600	UNEMPLOYMENT	49	67	35	-	46	46
540-4310-023-51-2700	WORKMEN'S COMPENSATION	100	89	88	46	66	71
<b>Total Personnel</b>		<b>44,706</b>	<b>49,240</b>	<b>54,068</b>	<b>26,687</b>	<b>53,874</b>	<b>56,608</b>
540-4310-023-52-1105	MONITORING	17,797	18,452	18,000	6,251	18,000	18,000
540-4310-023-52-1202	ATTORNEY & PROFESSIONAL SERVIC	19,500	500	-	-	-	-
540-4310-023-52-1309	SOLID WASTE COLL.-CURBSIDE	3,947,280	4,245,461	4,200,000	2,345,943	4,600,000	4,600,000
540-4310-023-52-2321	OPERATING LEASES/RENTAL COPIER	181	181	200	91	-	-
540-4310-023-52-3101	PROPERTY INSURANCE	472	495	500	661	700	700
540-4310-023-52-3102	AUTO,TRK,EQ INSURANCE	18	18	25	23	25	25
540-4310-023-52-3103	PROF/GEN/LAW LIAB/INS	207	201	300	184	300	300
540-4310-023-52-3201	TELEPHONE	982	1,005	1,000	516	1,000	1,000
<b>Total Services</b>		<b>3,986,437</b>	<b>4,266,313</b>	<b>4,220,025</b>	<b>2,353,670</b>	<b>4,620,025</b>	<b>4,620,025</b>
540-4310-023-53-1210	UTILITIES	492	817	517	371	-	-
<b>Total Supplies</b>		<b>492</b>	<b>817</b>	<b>517</b>	<b>371</b>	<b>-</b>	<b>-</b>
<b>Total Capital</b>		<b>-</b>	<b>-</b>	<b>-</b>	<b>-</b>	<b>-</b>	<b>-</b>
540-4310-023-56-1000	DEPRECIATION EXPENSE	6,179	6,179	6,200	-	6,200	6,200
<b>Total Other</b>		<b>6,179</b>	<b>6,179</b>	<b>6,200</b>	<b>-</b>	<b>6,200</b>	<b>6,200</b>
<b>Total Appropriations</b>		<b>4,037,814</b>	<b>4,322,549</b>	<b>4,280,810</b>	<b>2,380,727</b>	<b>4,680,099</b>	<b>4,682,833</b>

## 023 - Sanitation - Revenues

GL Account	GL Name	Actuals 2021	Actuals 2022	Budget 2023	Actuals 12/31/22	Dept Requested 2024	Proposed 2024
	PROPERTY TAX, TAVT, & PENALTIES	-	-	-	-	-	-
	LOCAL OPTION SALES TAX (LOST)	-	-	-	-	-	-
	OTHER GENERAL REVENUES	-	-	-	-	-	-
	COMBINED REVENUES PRIOR YEAR	(5,838)	272,629	0	2,271,480	-	-
540-34-4110	SANITATION	3,880,954	3,944,439	4,129,810	11,642	-	4,736,468
540-34-4115	SANITATION-OTHER	161,509	104,879	150,000	95,165	-	175,000
540-36-1005	INTEREST ON INVESTMENT	1,189	603	1,000	2,410	-	2,000
540-38-9005	Miscellaneous Revenue	-	0	-	30	-	-
540-38-9015	CASH CARRY-FORWARD	-	-	-	-	-	(230,635)
<b>Total Revenues</b>		<b>4,037,814</b>	<b>4,322,549</b>	<b>4,280,810</b>	<b>2,380,727</b>	<b>-</b>	<b>4,682,833</b>
<b>Net Surplus/(Deficit)</b>		<b>-</b>	<b>-</b>	<b>-</b>	<b>-</b>	<b>-</b>	<b>0</b>

## 023 - Sanitation - Personnel

Title	Full Time Equivalent (FTE)
CUSTOMER SERVICE SPECIALIST	1
<b>Total Personnel</b>	<b>1</b>

## 025 - Public Works - Appropriations

GL Account	GL Name	Actuals 2021	Actuals 2022	Budget 2023	Actuals 12/31/22	Dept Requested 2024	Proposed 2024
		-	-	-	-	-	-
<b>Total Personnel</b>							
270-4205-025-52-1101-1	EOM CONTRACT	1,024,330	1,024,330	1,100,000	549,000	1,327,125	1,327,125
270-4205-025-52-1102	ENGINEERING	31,046	17,642	30,000	12,630	30,000	30,000
270-4205-025-52-1211	FILL / HAULING WORK / MOWING	201,387	241,808	255,000	191,134	288,000	288,000
270-4205-025-52-1306	PEST CONTROL	395	405	300	120	400	400
270-4205-025-52-2201	VEHIC MAINT	210,313	250,993	250,000	132,993	270,000	260,000
270-4205-025-52-2202	R&M - GENERAL(BUILDING)	-	890	5,000	-	10,000	7,000
270-4205-025-52-2203	R & M - GENERAL(EQUIPMNT)	32,304	32,304	32,500	16,152	32,304	32,500
270-4205-025-52-2321	OPERATING LEASES/RENTAL COPIER	-	-	-	-	-	-
270-4205-025-52-3101	PROPERTY INSURANCE	-	-	-	-	-	-
270-4205-025-52-3102	AUTO,TRK,EQ - INSURANCE	22,024	21,990	22,000	28,225	30,000	30,000
270-4205-025-52-3850	CONTRACT LABOR	18,487	-	-	-	-	-
<b>Total Services</b>		<b>1,540,286</b>	<b>1,590,360</b>	<b>1,694,800</b>	<b>930,254</b>	<b>1,987,829</b>	<b>1,975,025</b>
270-4205-025-53-1102	OPERATING SUPPLIES	214,668	181,301	175,000	94,926	215,000	200,000
270-4205-025-53-1210	UTILITIES	19,428	18,821	20,399	8,776	20,000	20,000
270-4205-025-53-1270	GAS & DIESEL FUEL	137,011	182,113	200,000	78,135	235,000	200,000
<b>Total Supplies</b>		<b>371,107</b>	<b>382,236</b>	<b>395,399</b>	<b>181,837</b>	<b>470,000</b>	<b>420,000</b>
270-4205-025-54-1402	PAVED ROAD MAINT.	-	103,264	175,000	30,875	-	-
270-4205-025-54-2201	AUTOS & TRUCKS	-	596	170,000	469	-	-
270-4205-025-54-2502	OTHER EQUIPMENT	-	-	-	-	429,000	328,000
270-4205-025-54-9999	LEASED EQUIPMENT	-	-	-	-	110,120	110,120
<b>Total Capital</b>		<b>-</b>	<b>103,859</b>	<b>345,000</b>	<b>31,344</b>	<b>539,120</b>	<b>438,120</b>
270-4205-025-58-1200	CAPITAL LEASE PRINCIPAL	-	-	49,200	4,721	27,155	27,155
270-4205-025-58-2200	CAPITAL LEASE INTEREST	-	-	-	1,119	-	-
<b>Total Other</b>		<b>-</b>	<b>-</b>	<b>49,200</b>	<b>5,839</b>	<b>27,155</b>	<b>27,155</b>
<b>Total Appropriations</b>		<b>1,911,393</b>	<b>2,076,455</b>	<b>2,484,399</b>	<b>1,149,275</b>	<b>3,024,104</b>	<b>2,860,300</b>

## 025 - Public Works - Revenues

GL Account	GL Name	Actuals 2021	Actuals 2022	Budget 2023	Actuals 12/31/22	Dept Requested 2024	Proposed 2024
	PROPERTY TAX, TAVT, & PENALTIES	-	-	-	-	-	2,774,956
	LOCAL OPTION SALES TAX (LOST)	-	-	-	-	-	-
	OTHER GENERAL REVENUES	-	-	-	-	-	-
	COMBINED REVENUES PRIOR YEAR	1,911,393	2,076,455	2,484,399	1,149,275	-	-
270-38-9015	CASH CARRY FORWARD (025 PORTION)	-	-	-	-	-	85,344
<b>Total Revenues</b>		<b>1,911,393</b>	<b>2,076,455</b>	<b>2,484,399</b>	<b>1,149,275</b>	<b>-</b>	<b>2,860,300</b>
<b>Net Surplus/(Deficit)</b>		<b>-</b>	<b>-</b>	<b>-</b>	<b>-</b>	<b>-</b>	<b>(0)</b>

## 025 - Public Works - Personnel

Title	Full Time Equivalent (FTE)
<i>no personnel</i>	0
<b>Total Personnel</b>	<b>0</b>

# 029 - Recreation & Sports Management - Appropriations

GL Account	GL Name	Actuals 2021	Actuals 2022	Budget 2023	Actuals 12/31/22	Dept Requested 2024	Proposed 2024
270-6110-029-51-1100	SALARIES	476,720	503,382	540,590	243,227	544,002	507,227
270-6110-029-51-1101	RAISES	-	-	22,322	-	-	40,578
270-6110-029-51-1300	OVERTIME	-	-	4,295	875	-	-
270-6110-029-51-2101	MEDICAL/LIFE INSURANCE	2,843	3,227	3,575	1,723	3,900	3,575
270-6110-029-51-2102	HEALTH INSURANCE	86,644	100,569	201,990	62,547	226,128	197,680
270-6110-029-51-2200	PAYROLL TAXES	35,102	37,520	43,391	18,240	41,616	41,907
270-6110-029-51-2401	RETIREMENT	20,197	18,959	28,383	10,225	32,640	32,868
270-6110-029-51-2600	UNEMPLOYMENT	881	1,241	422	272	547	502
270-6110-029-51-2700	WORKMEN'S COMPENSATION	10,982	11,767	14,804	5,832	11,354	11,377
<b>Total Personnel</b>		<b>633,369</b>	<b>676,665</b>	<b>859,771</b>	<b>342,940</b>	<b>860,187</b>	<b>835,713</b>
270-6110-029-52-1101	CONSULTANT	5,710	-	-	-	-	-
270-6110-029-52-1306	PEST CONTROL	1,870	1,045	2,000	510	2,000	1,100
270-6110-029-52-2201	VEHIC MAINT	6,097	6,358	9,000	4,480	9,000	8,000
270-6110-029-52-2202	R&M - GENERAL (BLDGS)	40,696	72,824	50,000	21,460	55,000	55,000
270-6110-029-52-2203	R&M - GENERAL(EQUIPMNT)	400	-	2,000	-	2,000	2,000
270-6110-029-52-2208	COMPUTER MAINT. AGREEMNTS	389	8,224	13,700	6,250	13,500	12,500
270-6110-029-52-2321	OPERATING LEASES/RENTAL COPIER	4,168	-	4,500	1,836	4,500	-
270-6110-029-52-3101	PROPERTY INSURANCE	8,671	9,062	9,100	11,954	12,000	12,000
270-6110-029-52-3102	AUTO,TRK,EQ - INSURANCE	5,350	5,310	5,400	8,678	4,000	8,800
270-6110-029-52-3103	PROF/GEN/LAW LIAB\INSURAN	2,782	3,655	3,700	2,928	4,000	3,000
270-6110-029-52-3201	TELEPHONE	9,920	9,170	16,000	4,130	16,000	10,000
270-6110-029-52-3301	ADVERTISEMENT	1,996	561	4,000	644	4,600	4,600
270-6110-029-52-3608	OFFICIALS ASSOC FEES	113,147	123,216	120,000	42,264	125,000	125,000
270-6110-029-52-3701	PER DIEM & TRAVEL	-	4,563	5,000	2,100	8,000	5,000
270-6110-029-52-3702	TRAINING SCHOOLS & SEMINAR	-	-	1,000	177	1,000	1,000
270-6110-029-52-3705	MEMBERSHIP DUES	125	130	150	-	1,200	1,200
270-6110-029-52-3916	BANK CHARGES	-	33	-	124	-	500
270-6110-029-52-4000	RETURNED CHECK EXPENSE	-	-	-	-	-	-
<b>Total Services</b>		<b>201,321</b>	<b>244,151</b>	<b>245,550</b>	<b>107,534</b>	<b>261,800</b>	<b>249,700</b>
270-6110-029-53-1101	OFFICE SUPPLIES	2,553	5,914	3,000	892	3,000	3,000
270-6110-029-53-1102	OPERATING SUPPLIES	155,456	233,207	187,500	80,617	200,000	230,000
270-6110-029-53-1103	JANITORIAL SUPPLIES	482	562	1,250	437	1,250	1,250
270-6110-029-53-1104	POSTAGE	187	66	300	42	350	300
270-6110-029-53-1110	STREET SIGNS	-	-	-	205	-	-
270-6110-029-53-1118	PLANTERS WIFI GRANT	6,446	6,524	-	2,714	3,800	6,500
270-6110-029-53-1119	ATLANTA HAWKS SCHOLARSHIP	-	-	-	-	-	-
270-6110-029-53-1210	UTILITIES	175,175	214,546	183,934	92,330	185,000	215,000
270-6110-029-53-1240	DISPOSAL ROLLOFFS	11,124	12,711	10,000	6,184	10,000	12,000
270-6110-029-53-1270	GAS & DIESEL FUEL	4,276	5,357	7,500	2,276	7,500	7,000
270-6110-029-53-1301	CONCESSIONS	42,902	52,756	50,000	19,667	52,000	52,000
<b>Total Supplies</b>		<b>398,601</b>	<b>531,644</b>	<b>443,484</b>	<b>205,364</b>	<b>462,900</b>	<b>527,050</b>
270-6110-029-54-1200	SITE IMPROVEMENTS	-	-	94,500	-	-	-
270-6110-029-54-2201	AUTOS & TRUCKS	-	894	136,000	372	-	-
270-6110-029-54-2502	OTHER EQUIP	44,317	10,794	-	-	15,000	15,000
270-6110-029-54-9999	LEASED EQUIPMENT	-	8,357	-	-	-	-
<b>Total Capital</b>		<b>44,317</b>	<b>20,045</b>	<b>230,500</b>	<b>372</b>	<b>15,000</b>	<b>15,000</b>
270-6110-029-58-1200	CAPITAL LEASE PRINCIPAL	-	3,190	14,400	7,053	22,813	26,136
270-6110-029-58-2200	CAPITAL LEASE INTEREST	-	133	-	1,617	-	-
<b>Total Other</b>		<b>-</b>	<b>3,323</b>	<b>14,400</b>	<b>8,670</b>	<b>22,813</b>	<b>26,136</b>
<b>Total Appropriations</b>		<b>1,277,607</b>	<b>1,475,827</b>	<b>1,793,705</b>	<b>664,880</b>	<b>1,622,700</b>	<b>1,653,599</b>

## 029 - Recreation & Sports Management - Revenues

GL Account	GL Name	Actuals 2021	Actuals 2022	Budget 2023	Actuals 12/31/22	Dept Requested 2024	Proposed 2024
	PROPERTY TAX, TAVT, & PENALTIES	-	-	-	-	-	1,548,273
	LOCAL OPTION SALES TAX (LOST)	-	-	-	-	-	-
	OTHER GENERAL REVENUES	-	-	-	-	-	-
	COMBINED REVENUES PRIOR YEAR	928,977	1,047,203	1,362,091	468,290	-	-
270-38-9015	CASH CARRY FORWARD (029 PORTION)	-	-	65,114	-	-	(312,774)
270-34-7300	REC DEPT - BASKETBALL	37,489	46,395	40,000	47,025	-	46,000
270-34-7301	REC DEPT - BASKETBALL TOURNAME	7,655	14,702	7,700	1,980	-	14,000
270-34-7302	REC DEPT - BASKETBALL SHORTS	-	-	-	-	-	-
270-34-7303	REC DEPT - FOOTBALL	13,044	21,932	14,000	21,025	-	22,000
270-34-7304	REC DEPT - FOOTBALL TOURNAMENT	-	465	-	986	-	-
270-34-7305	REC DEPT - BASEBALL	39,590	62,023	40,000	4,400	-	60,000
270-34-7306	REC DEPT - BASEBALL/SOFTBALL S	21,350	26,266	22,000	40	-	22,000
270-34-7307	REC DEPT - YOUTH BASEBALL/SOFT	30,745	28,395	30,000	16,925	-	30,000
270-34-7308	REC DEPT - FOOTBALL	14,459	24,005	15,000	2,765	-	24,000
270-34-7309	REC DEPT - ADULT SOFTBALL	2,200	-	2,200	1,200	-	-
270-34-7310	REC DEPT - SOCCER	27,726	46,956	45,000	41,765	-	47,000
270-34-7311	REC DEPT - SOCCER TOURNAMENT	-	-	-	607	-	-
270-34-7312	REC DEPT - CHEERLEADER	6,558	9,326	7,000	8,168	-	9,000
270-34-7313	REC DEPT - ADULT VOLLEYBALL	9,386	15,639	10,000	7,855	-	15,000
270-34-7314	REC DEPT - KICKBALL	-	-	-	-	-	-
270-34-7315	REC DEPT - PRACTICE FEE	7,530	10,750	7,500	5,350	-	10,000
270-34-7316	REC DEPT - SPRING RUN	2,317	2,529	3,000	-	-	3,000
270-34-7317	REC DEPT - LACROSSE	2,780	5,660	3,000	1,435	-	5,000
270-34-7318	REC DEPT - YOUTH TRACK	2,300	2,775	2,100	-	-	2,100
270-34-7319	REC DEPT - CONCESSION	105,115	101,799	100,000	30,764	-	100,000
270-34-7320	REC DEPT - OTHER	18,388	9,010	18,000	4,300	-	9,000
<b>Total Revenues</b>		<b>1,277,607</b>	<b>1,475,827</b>	<b>1,793,705</b>	<b>664,880</b>	<b>-</b>	<b>1,653,599</b>
<b>Net Surplus/(Deficit)</b>		<b>-</b>	<b>-</b>	<b>-</b>	<b>-</b>	<b>-</b>	<b>0</b>

## 029 - Recreation & Sports Management - Personnel

Title	Full Time Equivalent (FTE)
ATHLETIC COORDINATOR	1
ATHLETIC COORDINATOR	1
ATHLETIC COORDINATOR	1
ATHLETIC COORDINATOR	1
ATHLETIC COORDINATOR	1
ASSISTANT DIRECTOR OF RECREATION AND SPORTS MANAG	1
ATHLETIC COORDINATOR	1
DIRECTOR OF RECREATION AND SPORTS MANAGEMENT	1
ATHLETIC COORDINATOR	1
SEASONAL WORKERS	4.23
OFFICE MANAGER	1
<b>Total Personnel</b>	<b>14.23</b>

## 030 - Parks & Landscapes - Appropriations

GL Account	GL Name	Actuals 2021	Actuals 2022	Budget 2023	Actuals 12/31/22	Dept Requested 2024	Proposed 2024
270-6220-030-51-1100	SALARIES	275,277	238,448	321,150	172,450	389,925	423,319
270-6220-030-51-1101	RAISES	-	-	10,731	-	-	10,943
270-6220-030-51-1300	OVERTIME	31	109	-	116	-	-
270-6220-030-51-2101	MEDICAL/LIFE INSURANCE	2,042	1,800	1,950	1,256	2,600	2,600
270-6220-030-51-2102	HEALTH INSURANCE	61,943	47,896	115,104	39,371	162,819	162,819
270-6220-030-51-2200	PAYROLL TAXES	20,747	17,922	25,389	12,831	29,829	33,221
270-6220-030-51-2401	RETIREMENT	13,882	11,306	16,752	7,237	21,399	23,642
270-6220-030-51-2600	UNEMPLOYMENT	382	415	316	90	456	456
270-6220-030-51-2700	WORKMEN'S COMPENSATION	6,985	5,995	8,662	4,473	8,695	9,684
<b>Total Personnel</b>		<b>381,289</b>	<b>323,891</b>	<b>500,053</b>	<b>237,824</b>	<b>615,723</b>	<b>666,684</b>
270-6220-030-52-1101	CONSULTANT	-	26,845	-	34,154	-	60,000
270-6220-030-52-2140	LAWN CARE	-	9,600	18,000	-	18,000	9,000
270-6220-030-52-2201	VEHIC MAINT	32,119	27,599	25,000	15,432	25,000	25,000
270-6220-030-52-2202	R&M - GENERAL(BUILDING)	939	709	2,000	-	2,000	2,000
270-6220-030-52-2203	R&M - GENERAL(EQUIPMENT)	18,819	6,670	12,000	2,020	12,000	12,000
270-6220-030-52-2204	R&M - GENERAL(GROUNDS)	27,226	6,457	15,000	4,086	15,000	15,000
270-6220-030-52-3102	AUTO,TRK,EQ-INSURANCE	8,108	8,051	8,100	13,126	14,000	13,200
270-6220-030-52-3103	PROF/GEN/LAW LIAB/INS	1,840	2,055	2,100	1,703	2,200	1,800
270-6220-030-52-3201	TELEPHONE	1,094	1,061	1,100	516	1,400	1,100
270-6220-030-52-3701	PER DIEM & TRAVEL	-	-	1,500	-	2,000	1,500
270-6220-030-52-3702	TRAINING SCHOOLS & SEMINARS	365	630	1,500	-	2,000	1,500
<b>Total Services</b>		<b>90,511</b>	<b>89,677</b>	<b>86,300</b>	<b>71,038</b>	<b>93,600</b>	<b>142,100</b>
270-6220-030-53-1101	OFFICE SUPPLIES	3,805	340	1,000	-	1,000	1,000
270-6220-030-53-1102	OPERATING SUPPLIES	103,144	84,448	115,000	32,426	115,000	115,000
270-6220-030-53-1103	JANITORIAL SUPPLIES	3,803	795	4,000	349	2,500	2,500
270-6220-030-53-1270	GAS & DIESEL FUEL	21,907	30,577	32,000	15,158	32,000	32,000
270-6220-030-53-1701	UNIFORMS	698	205	2,000	-	2,000	2,000
<b>Total Supplies</b>		<b>133,357</b>	<b>116,366</b>	<b>154,000</b>	<b>47,932</b>	<b>152,500</b>	<b>152,500</b>
270-6220-030-54-2201	AUTOS & TRUCKS	-	84	-	1,358	-	-
270-6220-030-54-2502	OTHER EQUIPMENT	19,283	52,046	12,000	14,241	119,900	119,900
270-6220-030-54-1200	SITE IMPROVEMENTS	-	-	20,000	-	-	-
270-6220-030-54-9999	LEASED EQUIPMENT	-	73,641	-	-	50,000	55,060
<b>Total Capital</b>		<b>19,283</b>	<b>125,771</b>	<b>32,000</b>	<b>15,598</b>	<b>169,900</b>	<b>174,960</b>
270-6220-030-58-1200	CAPITAL LEASE PRINCIPAL	-	5,896	35,374	10,063	26,386	26,386
270-6220-030-58-2200	CAPITAL LEASE INTEREST	-	685	-	2,156	-	-
<b>Total Other</b>		<b>-</b>	<b>6,581</b>	<b>35,374</b>	<b>12,219</b>	<b>26,386</b>	<b>26,386</b>
<b>Total Appropriations</b>		<b>624,440</b>	<b>662,285</b>	<b>807,728</b>	<b>384,611</b>	<b>1,058,110</b>	<b>1,162,631</b>

## 030 - Parks & Landscapes - Revenues

GL Account	GL Name	Actuals 2021	Actuals 2022	Budget 2023	Actuals 12/31/22	Dept Requested 2024	Proposed 2024
	PROPERTY TAX, TAVT, & PENALTIES	-	-	-	-	-	221,996
	LOCAL OPTION SALES TAX (LOST)	-	-	-	-	-	-
	OTHER GENERAL REVENUES	-	-	-	-	-	-
	COMBINED REVENUES PRIOR YEAR	624,440	662,285	807,728	384,611	-	-
270-38-9012	CASH CARRY FORWARD (030 PORTION)	-	-	-	-	-	940,634
<b>Total Revenues</b>		<b>624,440</b>	<b>662,285</b>	<b>807,728</b>	<b>384,611</b>	<b>-</b>	<b>1,162,631</b>
<b>Net Surplus/(Deficit)</b>		<b>-</b>	<b>-</b>	<b>-</b>	<b>-</b>	<b>-</b>	<b>0</b>

## 030 - Parks & Landscapes - Personnel

Title	Full Time Equivalent (FTE)
MAINTENANCE COORDINATOR	1
LANDSCAPE COORDINATOR	1
IRRIGATION TECH	0.5
LANDSCAPE CREW LEADER	2
ASSISTANT DIRECTOR OF PARKS AND LANDSCAPES	1
GROUNDS MAINTENANCE WORKER	2.5
DIRECTOR OF PARKS AND LANDSCAPES	1
<b>Total Personnel</b>	<b>9</b>

## 035 - E911 - Appropriations

GL Account	GL Name	Actuals 2021	Actuals 2022	Budget 2023	Actuals 12/31/22	Dept Requested 2024	Proposed 2024
215-3800-035-51-1100	SALARIES	541,770	646,309	836,395	391,250	870,875	864,781
215-3800-035-51-1101	RAISES	-	-	-	-	-	25,943
215-3800-035-51-1300	OVERTIME	66,984	74,343	87,336	40,010	90,683	90,683
215-3800-035-51-2101	MEDICAL/LIFE INSURANCE	3,965	5,945	6,012	3,018	6,174	6,174
215-3800-035-51-2102	HEALTH INSURANCE	138,156	163,621	318,297	105,374	319,688	319,688
215-3800-035-51-2200	PAYROLL TAXES	45,432	53,493	70,665	31,864	73,559	75,078
215-3800-035-51-2401	RETIREMENT	29,082	37,133	55,424	20,526	57,694	58,884
215-3800-035-51-2600	UNEMPLOYMENT	882	1,163	668	167	866	866
215-3800-035-51-2700	WORKMEN'S COMP	2,069	2,452	2,586	1,490	2,115	2,159
<b>Total Personnel</b>		<b>828,339</b>	<b>984,458</b>	<b>1,377,383</b>	<b>593,699</b>	<b>1,421,656</b>	<b>1,444,258</b>
215-3800-035-52-2201	R&M FIRST SERV VECH MAINT	419	1,063	800	201	800	800
215-3800-035-52-2202	R&M GENREAL(BUILDINGS)	7,653	4,391	5,000	782	5,000	5,000
215-3800-035-52-2202-1	R&M Batteries	9,967	-	9,915	-	9,915	9,915
215-3800-035-52-2208	MAINT. CONTRACTS	96,133	96,000	90,000	52,312	91,500	91,500
215-3800-035-52-2321	LEASES & RENTALS COPIERS	2,816	-	2,800	1,347	-	-
215-3800-035-52-3102	AUTO,TRK,EQ - INSURANCE	882	875	900	1,076	1,500	1,500
215-3800-035-52-3103	PROF/GEN/LAW LIAB INS	7,858	9,306	9,400	9,363	9,500	9,500
215-3800-035-52-3201	TELEPHONE	108,704	105,738	110,000	53,461	110,500	110,500
215-3800-035-52-3205	UTILITIES	24,945	22,982	25,000	10,640	25,500	25,500
215-3800-035-52-3701	PER DIEM & TRAVEL	2,642	1,137	2,500	906	2,500	2,500
215-3800-035-52-3702	TRAINING SCHOOLS & SEMINARS	4,841	7,374	7,500	3,504	7,500	7,500
215-3800-035-52-3705	MEMBERSHIP DUES	192	288	300	31	300	300
215-3800-035-52-3706	RECRUITMENT & RETENTION	2,006	1,924	2,000	472	2,000	2,000
<b>Total Services</b>		<b>269,058</b>	<b>251,079</b>	<b>266,115</b>	<b>134,095</b>	<b>266,515</b>	<b>266,515</b>
215-3800-035-53-1102	OPERATING SUPPLIES	5,460	6,011	6,000	1,518	6,500	6,500
215-3800-035-53-1270	GAS & FUEL	1,159	1,546	1,900	7,322	1,900	1,900
215-3800-035-53-1701	UNIFORMS	875	889	1,000	192	1,000	1,000
<b>Total Supplies</b>		<b>7,494</b>	<b>8,446</b>	<b>8,900</b>	<b>9,032</b>	<b>9,400</b>	<b>9,400</b>
215-3800-035-54-2502	OTHER EQUIPMENT	-	10,473	-	-	-	-
215-3800-035-54-9999	LEASED EQUIPMENT	-	6,407	-	-	-	-
<b>Total Capital</b>		<b>-</b>	<b>16,880</b>	<b>-</b>	<b>-</b>	<b>-</b>	<b>-</b>
215-3800-035-58-1201	EQUIPMENT LEASING	-	2,446	-	-	-	2,548
215-3800-035-58-2201	EQUIPMENT LEASING INTEREST	-	264	-	-	-	-
<b>Total Other</b>		<b>-</b>	<b>2,710</b>	<b>-</b>	<b>-</b>	<b>-</b>	<b>2,548</b>
<b>Total Appropriations</b>		<b>1,104,891</b>	<b>1,263,574</b>	<b>1,652,398</b>	<b>736,826</b>	<b>1,697,571</b>	<b>1,722,720</b>

## 035 - E911 - Revenues

GL Account	GL Name	Actuals 2021	Actuals 2022	Budget 2023	Actuals 12/31/22	Dept Requested 2024	Proposed 2024
	PROPERTY TAX, TAVT, & PENALTIES	-	-	-	-	-	-
	LOCAL OPTION SALES TAX (LOST)	-	-	-	-	-	-
	OTHER GENERAL REVENUES	-	-	-	-	-	-
	COMBINED REVENUES PRIOR YEAR	(234,047)	(278,269)	0	274,119	-	-
215-34-2505-60	911 REVENUE - GEORGIA DEPT OF	1,338,825	1,350,696	1,300,000	462,619	-	1,320,000
215-36-1005	INTEREST ON INVESTMENT	113	134	-	89	-	-
215-39-1103	OPERATING XFER IN (FROM GF)	-	191,013	352,398	-	-	402,720
<b>Total Revenues</b>		<b>1,104,891</b>	<b>1,263,574</b>	<b>1,652,398</b>	<b>736,826</b>	<b>-</b>	<b>1,722,720</b>
<b>Net Surplus/(Deficit)</b>		<b>-</b>	<b>-</b>	<b>-</b>	<b>-</b>	<b>-</b>	<b>0</b>

## 035 - E911 - Personnel

Title	Full Time Equivalent (FTE)
COMMUNICATIONS OFFICER	16
RECORDS AND TRAINING COORDINATOR	1
911 DIRECTOR	1
DEPUTY DIRECTOR - E911	1
<b>Total Personnel</b>	<b>19</b>

## 036 - Federal Drug Account - Appropriations

GL Account	GL Name	Actuals 2021	Actuals 2022	Budget 2023	Actuals 12/31/22	Dept Requested 2024	Proposed 2024
		-	-	-	-	-	-
<b>Total Personnel</b>		-	-	-	-	-	-
		-	-	-	-	-	-
<b>Total Services</b>		-	-	-	-	-	-
210-3305-036-53-1102	OPERATING SUPPLIES	-	-	50,000	-	50,000	50,000
<b>Total Supplies</b>		-	-	50,000	-	50,000	50,000
		-	-	-	-	-	-
<b>Total Capital</b>		-	-	-	-	-	-
		-	-	-	-	-	-
<b>Total Other</b>		-	-	-	-	-	-
<b>Total Appropriations</b>		-	-	50,000	-	50,000	50,000

## 036 - Federal Drug Account - Revenues

GL Account	GL Name	Actuals 2021	Actuals 2022	Budget 2023	Actuals 12/31/22	Dept Requested 2024	Proposed 2024
	PROPERTY TAX, TAVT, & PENALTIES	-	-	-	-	-	-
	LOCAL OPTION SALES TAX (LOST)	-	-	-	-	-	-
	OTHER GENERAL REVENUES	-	-	-	-	-	-
	COMBINED REVENUES PRIOR YEAR	(9,395)	(64,458)	-	(5)	-	-
210-35-2201	RECOVERED DRUG FUNDS	9,391	64,449	50,000	-	-	50,000
210-36-1005	INTEREST ON INVESTMENT	3	8	-	5	-	-
<b>Total Revenues</b>		0	(0)	50,000	-	-	50,000
<b>Net Surplus/(Deficit)</b>		0	(0)	-	-	-	-

## 036 - Federal Drug Account - Personnel

Title	Full Time Equivalent (FTE)
<i>no personnel</i>	0
<b>Total Personnel</b>	<b>0</b>



## 037 - SPLOST Roads - Appropriations

GL Account	GL Name	Actuals 2021	Actuals 2022	Budget 2023	Actuals 12/31/22	Dept Requested 2024	Proposed 2024
		-	-	-	-	-	-
<b>Total Personnel</b>		-	-	-	-	-	-
321-4207-037-52-1101-9	CONSULTANT-OLD RIVER/I16 EFF-0	-	-	-	-	-	-
<b>Total Services</b>		-	-	-	-	-	-
		-	-	-	-	-	-
<b>Total Supplies</b>		-	-	-	-	-	-
321-4207-037-54-1401-1	VARIOUS ASH ROADS PROJECT	444,691	378,050	875,000	201,018	4,733,000	1,008,000
321-4207-037-54-1402-5	EFF. PARKWAY ROW ACQUISITION	25,750	-	-	-	-	-
321-4207-037-54-1406	EFFINGHAM PARKWAY	3,164,737	1,422,075	-	215,196	500,000	500,000
321-4207-037-54-1407	FT. HOWARD ROUNDABOUT	25,467	-	-	-	-	-
321-4207-037-54-1408	GRACE LANE AT OLD AUGUSTA RD	-	-	-	-	-	-
321-4207-037-54-1410	HONEY RIDGE RD BRIDGE	-	-	-	-	-	-
321-4207-037-54-1411	MCCALL AND BLUEJAY INTERSECTIO	7,472	14,129	-	-	-	-
321-4207-037-54-1412	OLD AUGUSTA RESTRIPPING	-	-	-	-	-	-
321-4207-037-54-1413	QUICK RESPONSE RIGHT HAND LANE	-	-	-	-	-	-
321-4207-037-54-1415	BRIDGE REPAIRS	-	-	140,000	-	340,000	200,000
321-4207-037-54-1515-2	BUNYAN KESSLER	50,530	-	-	-	-	-
321-4207-037-54-1520-2	COURTHOUSE RD EXTENSION	20,898	-	-	-	-	-
321-4207-037-54-2518-2	LMIG 2018 CLYO-KILDARE RD	-	-	-	-	-	-
321-4207-037-54-2518-3	LMIG 2018 MOCK RD	-	-	-	-	-	-
321-4207-037-54-2518-4	LMIG 2018 COURTHOUSE RD	-	-	-	-	-	-
321-4207-037-54-2518-5	LMIG 2018 SILVERHILL CHURCH RD	-	-	-	-	-	-
321-4207-037-54-2518-6	LMIG 2018 OLD TUSCULUM RD	-	-	-	-	-	-
321-4207-037-54-2518-7	LMIG 2018 SPRINGFIELD RD	-	-	-	-	-	-
321-4207-037-54-2518-8	LMIG 2018 BLUE JAY RD	-	-	-	-	-	-
321-4207-037-54-2520	LMIG 2019 ROAD PROJECT	11,318	-	-	-	-	-
321-4207-037-54-2521	LMIG 2020 ROAD PROJECT	1,266,571	14,680	-	-	-	-
321-4207-037-54-2523	LMIG 2021 ROAD PROJECTS	4,980	1,399,744	-	44,001	-	-
321-4207-037-54-2524	LMIG SAP PROJECT	-	214,618	-	392	-	-
321-4207-037-54-2525	WASHINGTON ST CUL-DE-SAC	-	6,045	85,000	-	-	-
321-4207-037-54-2526	OLD LOUISVILLE RD	-	322,104	-	-	-	-
321-4207-037-54-2527	LMIG 2022 ROAD PROJECTS	-	29,064	1,000,000	1,735,547	-	-
321-4207-037-54-2529	SPRING HILL RD	-	51,883	-	4,219	-	-
321-4207-037-54-2531	KOLIC HELMEY RD / SR30	-	810	1,300,000	-	-	-
<b>Total Capital</b>		<b>5,022,414</b>	<b>3,853,202</b>	<b>3,400,000</b>	<b>2,200,372</b>	<b>5,573,000</b>	<b>1,708,000</b>
		-	-	-	-	-	-
<b>Total Other</b>		-	-	-	-	-	-
<b>Total Appropriations</b>		<b>5,022,414</b>	<b>3,853,202</b>	<b>3,400,000</b>	<b>2,200,372</b>	<b>5,573,000</b>	<b>1,708,000</b>

## 037 - SPLOST Roads - Revenues

GL Account	GL Name	2021	2022	2023	12/31/22	2024	2024
	PROPERTY TAX, TAVT, & PENALTIES	-	-	-	-	-	-
	LOCAL OPTION SALES TAX (LOST)	-	-	-	-	-	-
	OTHER GENERAL REVENUES	-	-	-	-	-	-
	COMBINED REVENUES PRIOR YEAR	3,974,300	2,864,793	3,400,000	2,200,372	-	-
	SPLOST FUND REVENUES	-	-	-	-	-	1,708,000
321-33-4217	DEPT OF TRANSPORTATION	1,048,114	988,410	-	-	-	-
<b>Total Revenues</b>		<b>5,022,414</b>	<b>3,853,202</b>	<b>3,400,000</b>	<b>2,200,372</b>	<b>-</b>	<b>1,708,000</b>
<b>Net Surplus/(Deficit)</b>		<b>-</b>	<b>-</b>	<b>-</b>	<b>-</b>	<b>-</b>	<b>-</b>

## 037 - SPLOST Roads - Personnel

Title	Full Time Equivalent (FTE)
<i>no personnel</i>	<b>0</b>
<b>Total Personnel</b>	<b>0</b>

## 038 - SPLOST Buildings - Appropriations

GL Account	GL Name	Actuals 2021	Actuals 2022	Budget 2023	Actuals 12/31/22	Dept Requested 2024	Proposed 2024
		-	-	-	-	-	-
<b>Total Personnel</b>		-	-	-	-	-	-
		-	-	-	-	-	-
<b>Total Services</b>		-	-	-	-	-	-
		-	-	-	-	-	-
<b>Total Supplies</b>		-	-	-	-	-	-
321-1565-038-54-2509	EMS AMBULANCE BAY	28,747	-	-	-	-	-
321-1565-038-54-1011	JUDICIAL COMPLEX - STEPS	22,620	-	-	-	-	-
321-1565-038-54-1010	ELECTIONS BUILDING RENOVATION	85,407	-	-	-	-	-
321-1565-038-54-1360	ADMINISTRATION BUILDING	90,748	16,731	-	-	-	-
321-1565-038-54-2503	HVAC AT CENTRAL GYM	7,304	-	-	-	-	-
321-1565-038-54-2504	PARKS & LANDSCAPES OFFICE SPACE	-	-	-	-	-	-
321-1565-038-54-2505	PARKS & LANDSCAPES COVER AT CEM	-	-	-	-	-	-
321-1565-038-54-2506	JUDICIAL COMPLEX STEPS	-	-	-	-	-	-
321-1565-038-54-2507	ANIMAL SHELTER ROOF	19,987	-	-	-	-	-
<b>Total Capital</b>		<b>254,812</b>	<b>16,731</b>	-	-	-	-
321-1565-038-58-2200	CAPITAL LEASE INTEREST	-	-	-	-	-	-
<b>Total Other</b>		-	-	-	-	-	-
<b>Total Appropriations</b>		<b>254,812</b>	<b>16,731</b>	-	-	-	-

## 038 - SPLOST Buildings - Revenues

GL Account	GL Name	2021	2022	2023	12/31/22	2024	2024
	PROPERTY TAX, TAVT, & PENALTIES	-	-	-	-	-	-
	LOCAL OPTION SALES TAX (LOST)	-	-	-	-	-	-
	OTHER GENERAL REVENUES	-	-	-	-	-	-
	COMBINED REVENUES PRIOR YEAR	254,812	16,731	-	-	-	-
	SPLOST FUND REVENUES	-	-	-	-	-	-
<b>Total Revenues</b>		<b>254,812</b>	<b>16,731</b>	-	-	-	-
<b>Net Surplus/(Deficit)</b>		-	-	-	-	-	-

## 038 - SPLOST Buildings - Personnel

	Title	Full Time Equivalent (FTE)
1	<i>no personnel</i>	0
		0

## 039 - SPLOST Recreation - Appropriations

GL Account	GL Name	Actuals 2021	Actuals 2022	Budget 2023	Actuals 12/31/22	Dept Requested 2024	Proposed 2024
		-	-	-	-	-	-
<b>Total Personnel</b>		-	-	-	-	-	-
		-	-	-	-	-	-
<b>Total Services</b>		-	-	-	-	-	-
		-	-	-	-	-	-
<b>Total Supplies</b>		-	-	-	-	-	-
321-6130-039-54-1000	GYM CONSTRUCTION	2,382,471	-	-	-	-	-
321-6130-039-54-1001	MORGAN COMPLEX PH. II & III	-	-	-	-	10,000,000	-
321-6130-039-54-1002	SANDHILL IMPROVEMENTS	-	-	-	-	-	-
321-6130-039-54-1203	REC DEPT PROJ\SP SALES TX	-	-	-	-	-	-
321-6130-039-54-1203-1	REC LIGHTING PRINCIPAL	-	-	-	-	-	-
321-6130-039-54-1203-2	REC LIGHTING INTEREST	-	-	-	-	-	-
321-6130-039-54-1220	BAKER PARK IMPROVEMENTS	-	-	1,000,000	34,980	900,000	900,000
321-6130-039-54-1225	ABERCORN LANDING/ SP SLSTX #16	-	-	-	-	-	-
321-6130-039-54-1227	REC - 119 COMPLEX - UPGRADE ON LIGHTS	3,120	314,725	-	-	300,000	300,000
321-6130-039-54-1240	REC COMPLEXES	-	-	-	-	-	-
321-6130-039-54-1252	MCCALL PARK	-	617,359	-	-	-	-
321-6130-039-54-1253	MELDRIM PARK	-	-	250,000	-	250,000	250,000
<b>Total Capital</b>		<b>2,385,591</b>	<b>932,083</b>	<b>1,250,000</b>	<b>34,980</b>	<b>11,450,000</b>	<b>1,450,000</b>
321-6130-039-58-1201	CEM GYM PRINCIPAL	288,000	294,000	300,000	-	307,000	307,000
321-6130-039-58-1202	REC LIGHTING PRINCIPAL	126,126	130,547	-	-	-	-
321-6130-039-58-2201	CEM GYM INTEREST	100,397	94,176	87,826	43,913	81,346	81,346
321-6130-039-58-2202	REC LIGHTING INTEREST	8,997	4,576	-	-	-	-
321-6130-039-58-4000	ISSUANCE COSTS	-	-	-	-	-	-
<b>Total Other</b>		<b>523,520</b>	<b>523,299</b>	<b>387,826</b>	<b>43,913</b>	<b>388,346</b>	<b>388,346</b>
<b>Total Appropriations</b>		<b>2,909,110</b>	<b>1,455,382</b>	<b>1,637,826</b>	<b>78,893</b>	<b>11,838,346</b>	<b>1,838,346</b>

## 039 - SPLOST Recreation - Revenues

GL Account	GL Name	Actuals 2021	Actuals 2022	Budget 2023	Actuals 12/31/22	Dept Requested 2024	Proposed 2024
	PROPERTY TAX, TAVT, & PENALTIES	-	-	-	-	-	-
	LOCAL OPTION SALES TAX (LOST)	-	-	-	-	-	-
	OTHER GENERAL REVENUES	-	-	-	-	-	-
	COMBINED REVENUES PRIOR YEAR	2,909,110	1,455,382	1,637,826	78,893	-	-
	SPLOST FUND REVENUES	-	-	-	-	-	1,838,346
<b>Total Revenues</b>		<b>2,909,110</b>	<b>1,455,382</b>	<b>1,637,826</b>	<b>78,893</b>	<b>-</b>	<b>1,838,346</b>
<b>Net Surplus/(Deficit)</b>		<b>-</b>	<b>-</b>	<b>-</b>	<b>-</b>	<b>-</b>	<b>-</b>

## 039 - SPLOST Recreation - Personnel

Title	Full Time Equivalent (FTE)
<i>no personnel</i>	<b>0</b>
<b>Total Personnel</b>	<b>0</b>

# 041 - SPLOST Equipment - Appropriations

GL Account	GL Name	Actuals 2021	Actuals 2022	Budget 2023	Actuals 12/31/22	Dept Requested 2024	Proposed 2024
		-	-	-	-	-	-
<b>Total Personnel</b>		-	-	-	-	-	-
		-	-	-	-	-	-
<b>Total Services</b>		-	-	-	-	-	-
		-	-	-	-	-	-
<b>Total Supplies</b>		-	-	-	-	-	-
321-3300-041-54-2201	SHERIFF VEHICLES	285,363	-	-	-	-	-
321-3400-041-54-2411	PRISON - KITCHEN HOT WATER STORAGE T	20,521	-	-	-	-	-
321-3510-041-54-2200	FIRE ENGINES	-	-	1,830,000	123,600	-	-
321-3600-041-54-2202	AMBULANCE	-	372,335	175,760	14,382	522,792	522,792
321-3801-041-54-2500	E911 IP LOGGER SYSTEM	-	107,615	-	-	-	-
321-3801-041-54-2501	RADIO TOWER UPS SYSTEM	-	-	85,000	-	84,000	84,000
321-4300-041-54-1000	WWTP - AUTOCLAVE FOR LAB	-	8,400	-	-	-	-
321-4970-041-54-2201	SHERIFF VEHICLES	-	-	-	-	-	-
321-4970-041-54-2202	AMBULANCE	-	-	-	-	-	-
321-4970-041-54-2207	SINGLE AXLE DUMP TRUCKS (2)	-	-	375,000	-	-	-
321-4970-041-54-2209	EXCAVATOR	-	146,529	-	-	-	-
321-4970-041-54-2210	SKID STEER	-	119,300	-	-	-	-
321-4970-041-54-2211	BULLDOZER	-	127,490	-	-	-	-
321-4970-041-54-2212	TRACTOR & BOOM AXE	-	-	185,000	-	-	-
321-4970-041-54-2213	TRUCK & LOWBOY	-	-	250,000	-	-	-
321-4970-041-54-2214	BATWING & ROTARY MOWER	-	-	48,000	-	-	-
321-4970-041-54-2215	LOADER	-	-	250,000	-	250,000	250,000
321-4970-041-54-2528	E911 CAD SYSTEM	-	-	-	-	-	-
321-4970-041-54-2529	PARKS & LANDSCAPES MOWER	-	-	-	-	-	-
321-4970-041-54-2530	PARKS & LANDSCAPES EQUIP LIFT	-	-	-	-	-	-
321-4970-041-54-2531	FIRE ISO EQUIPMENT	-	-	-	-	-	-
321-4970-041-54-2532	FIRE HYDRAULIC EQUIPMENT	-	-	-	-	-	-
321-4970-041-54-2533	FIRE RESCUE EQUIPMENT	-	-	-	-	-	-
321-4970-041-54-2534	FIRE TURNOUT GEAR	-	-	-	-	-	-
321-4970-041-54-2535	FUEL ISLAND USAGE LOG	-	-	200,000	-	-	-
321-4970-041-54-2536	PUBLIC WORKS - PATCH TRUCK	-	209,078	-	-	-	-
321-4970-041-54-2537	CHIP SPREADER	-	30,104	-	-	-	-
321-6200-041-54-1000	PARKS & LANDSCAPE TRAILER W/ ACCESSC	6,000	-	-	-	-	-
321-6200-041-54-1001	PARKS & LANDSCAPES MOWER	16,000	-	-	-	-	-
<b>Total Capital</b>		<b>327,884</b>	<b>1,120,850</b>	<b>3,398,760</b>	<b>137,981</b>	<b>856,792</b>	<b>856,792</b>

321-4970-041-58-1200	BB&T 600K VEHIC PRINCIPAL	21,071	-	-	-	-	-
321-4970-041-58-1202	SUNTRUST VEHIC PRINCIPAL	162,146	169,655	26,077	25,118	-	-
321-4970-041-58-1203	BB&T 300K VEHIC PRINCIPAL	10,535	-	-	-	-	-
321-4970-041-58-1204	SHERIFF TAZERS PRINCIPAL	19,860	19,860	-	-	-	-
321-4970-041-58-1206	STRYKER STRETCHERS PRINCIPAL	29,907	29,907	17,446	14,954	-	-
321-4970-041-58-1207	CATERPILLAR PRINCIPAL	39,902	41,071	42,274	20,984	43,512	43,512
321-4970-041-58-1208	CAPITAL LEASE PRINCIPAL	307,742	319,159	331,000	331,000	343,280	343,280
321-4970-041-58-2200	BB&T 600K VEHIC INTEREST	57	-	-	-	-	-
321-4970-041-58-2202	SUNTRUST VEHIC INTEREST	6,890	2,822	78	75	-	-
321-4970-041-58-2203	BB&T 300K VEHIC INTEREST	29	-	-	-	-	-
321-4970-041-58-2206	STRYKER STRETCHERS INTEREST	374	125	-	-	-	-
321-4970-041-58-2207	CATERPILLAR INTEREST	14,608	13,523	12,094	6,199	10,855	10,855
321-4970-041-58-2208	CAPITAL LEASE INTEREST	48,274	36,857	25,016	25,016	12,736	12,736
<b>Total Other</b>		<b>661,394</b>	<b>632,979</b>	<b>453,983</b>	<b>423,346</b>	<b>410,383</b>	<b>410,383</b>
<b>Total Appropriations</b>		<b>989,278</b>	<b>1,753,829</b>	<b>3,852,743</b>	<b>561,327</b>	<b>1,267,175</b>	<b>1,267,175</b>

### 041 - SPLOST Equipment - Revenues

GL Account	GL Name	Actuals 2021	Actuals 2022	Budget 2023	Actuals 12/31/22	Dept Requested 2024	Proposed 2024
	PROPERTY TAX, TAVT, & PENALTIES	-	-	-	-	-	-
	LOCAL OPTION SALES TAX (LOST)	-	-	-	-	-	-
	OTHER GENERAL REVENUES	-	-	-	-	-	-
	COMBINED REVENUES PRIOR YEAR	989,278	1,753,829	3,852,743	561,327	-	-
	SPLOST FUND REVENUES	-	-	-	-	-	1,267,175
<b>Total Revenues</b>		<b>989,278</b>	<b>1,753,829</b>	<b>3,852,743</b>	<b>561,327</b>	<b>-</b>	<b>1,267,175</b>
<b>Net Surplus/(Deficit)</b>		<b>-</b>	<b>-</b>	<b>-</b>	<b>-</b>	<b>-</b>	<b>-</b>

### 041 - SPLOST Equipment - Personnel

	Title	Full Time Equivalent (FTE)
	<i>no personnel</i>	<b>0</b>
<b>Total Personnel</b>		<b>0</b>

## 042 - Debt Service - Appropriations

GL Account	GL Name	Actuals 2021	Actuals 2022	Budget 2023	Actuals 12/31/22	Dept Requested 2024	Proposed 2024
		-	-	-	-	-	-
<b>Total Personnel</b>		-	-	-	-	-	-
		-	-	-	-	-	-
<b>Total Services</b>		-	-	-	-	-	-
		-	-	-	-	-	-
<b>Total Supplies</b>		-	-	-	-	-	-
		-	-	-	-	-	-
<b>Total Capital</b>		-	-	-	-	-	-
431-8001-042-58-1200	CAPITAL LEASE PRINCIPAL	-	6,770,000	9,686,625	-	9,367,000	9,367,000
431-8001-042-58-2200	CAPITAL LEASE INTEREST	-	323,808	223,864	283,493	484,409	484,409
<b>Total Other</b>		-	7,093,808	9,910,489	283,493	9,851,409	9,851,409
<b>Total Appropriations</b>		-	7,093,808	9,910,489	283,493	9,851,409	9,851,409

## 042 - Debt Service - Revenues

GL Account	GL Name	Actuals 2021	Actuals 2022	Budget 2023	Actuals 12/31/22	Dept Requested 2024	Proposed 2024
	PROPERTY TAX, TAVT, & PENALTIES	-	-	-	-	-	-
	LOCAL OPTION SALES TAX (LOST)	-	-	-	-	-	-
	OTHER GENERAL REVENUES	-	-	-	-	-	-
	COMBINED REVENUES PRIOR YEAR	-	-	-	-	-	-
431-39-1101	OPERATING XFER IN (FROM SPLOST)	-	-	2,761,625	171,561	-	2,667,461
431-39-1103	OPERATING XFER IN FROM TSPLOST	-	7,093,808	7,148,864	111,932	-	7,183,949
<b>Total Revenues</b>		-	7,093,808	9,910,489	283,493	-	9,851,409
<b>Net Surplus/(Deficit)</b>		-	-	-	-	-	-

## 042 - Debt Service - Personnel

Title	Full Time Equivalent (FTE)
<i>no personnel</i>	0
<b>Total Personnel</b>	<b>0</b>

## 047 - SPLOST Drainage - Appropriations

GL Account	GL Name	Actuals 2021	Actuals 2022	Budget 2023	Actuals 12/31/22	Dept Requested 2024	Proposed 2024
		-	-	-	-	-	-
<b>Total Personnel</b>		-	-	-	-	-	-
		-	-	-	-	-	-
<b>Total Services</b>		-	-	-	-	-	-
		-	-	-	-	-	-
<b>Total Supplies</b>		-	-	-	-	-	-
321-4250-047-54-1000	ATLAS RESERVOIR	171,072	80,762	1,935,000	34,976	4,000,000	1,900,000
321-4250-047-54-1400	AERIAL PHOTOGRAPHY	38,341	38,341	-	-	-	-
321-4250-047-54-1405	MS4 LIMITED COMPLIANCE & REPORTING	-	-	-	-	-	-
321-4250-047-54-1406	STORMWATER UTILITY FEASIBILITY STUDY	-	-	-	-	-	-
321-4250-047-54-2512	WESTWOOD HEIGHTS DRAINAGE	-	35,000	1,239,000	33,000	1,166,000	1,166,000
<b>Total Capital</b>		<b>209,413</b>	<b>154,104</b>	<b>3,174,000</b>	<b>67,976</b>	<b>5,166,000</b>	<b>3,066,000</b>
		-	-	-	-	-	-
<b>Total Other</b>		-	-	-	-	-	-
<b>Total Appropriations</b>		<b>209,413</b>	<b>154,104</b>	<b>3,174,000</b>	<b>67,976</b>	<b>5,166,000</b>	<b>3,066,000</b>

## 047 - SPLOST Drainage - Revenues

GL Account	GL Name	Actuals 2021	Actuals 2022	Budget 2023	Actuals 12/31/22	Dept Requested 2024	Proposed 2024
	PROPERTY TAX, TAVT, & PENALTIES	-	-	-	-	-	-
	LOCAL OPTION SALES TAX (LOST)	-	-	-	-	-	-
	OTHER GENERAL REVENUES	-	-	-	-	-	-
	COMBINED REVENUES PRIOR YEAR	209,413	154,104	3,174,000	67,976	-	-
	SPLOST FUND REVENUES	-	-	-	-	-	3,066,000
<b>Total Revenues</b>		<b>209,413</b>	<b>154,104</b>	<b>3,174,000</b>	<b>67,976</b>	<b>-</b>	<b>3,066,000</b>
<b>Net Surplus/(Deficit)</b>		<b>-</b>	<b>-</b>	<b>-</b>	<b>-</b>	<b>-</b>	<b>-</b>

## 047 - SPLOST Drainage - Personnel

	Title	Full Time Equivalent (FTE)
	<i>no personnel</i>	<b>0</b>
<b>Total Personnel</b>		<b>0</b>

## 055 - Fire & Rescue - Appropriations

GL Account	GL Name	Actuals 2021	Actuals 2022	Budget 2023	Actuals 12/31/22	Dept Requested 2024	Proposed 2024
271-3510-055-51-1100	SALARIES	2,102,583	2,421,274	2,899,600	1,316,805	3,885,953	3,875,499
271-3510-055-51-1101	RAISES	-	-	101,529	-	-	116,265
271-3510-055-51-1300	OVERTIME	146,505	214,010	193,733	135,931	295,588	294,335
271-3510-055-51-2101	MEDICAL/LIFE INSURANCE	15,001	20,709	21,447	10,406	23,397	23,397
271-3510-055-51-2102	HEALTH INSURANCE	606,688	683,887	1,188,438	349,841	1,264,342	1,264,342
271-3510-055-51-2200	PAYROLL TAXES	163,310	191,410	244,407	107,274	319,888	327,887
271-3510-055-51-2401	RETIREMENT	111,747	136,883	188,459	75,644	246,881	253,059
271-3510-055-51-2600	UNEMPLOYMENT	2,951	3,436	2,636	457	3,694	3,694
271-3510-055-51-2700	WORKMEN'S COMPENSATION	48,363	57,395	72,204	32,717	75,268	77,150
<b>Total Personnel</b>		<b>3,197,150</b>	<b>3,729,004</b>	<b>4,912,453</b>	<b>2,029,075</b>	<b>6,115,010</b>	<b>6,235,627</b>
271-3510-055-52-1101	CONSULTANT	-	4,200	-	-	-	-
271-3510-055-52-1303	COMPUTER SERVICES	-	453	-	1,359	2,000	-
271-3510-055-52-1306	PEST CONTROL	542	1,115	1,000	1,015	2,000	2,000
271-3510-055-52-2201	R&M FIRST SERV VECH MAINT	179,506	172,984	110,000	74,178	185,000	160,000
271-3510-055-52-2201-1	FIRST SERVICES LABOR	-	-	-	-	-	-
271-3510-055-52-2202	R & M - GENERAL (BUILDING)	33,937	27,628	40,000	13,486	45,000	45,000
271-3510-055-52-2203	R&M - GENERAL(EQUIPMENT)	22,579	20,867	22,000	2,180	25,000	22,000
271-3510-055-52-2205	R&M\SPECIAL (FIRE)	23,383	21,437	25,000	8,723	27,000	25,000
271-3510-055-52-2206	VEHICLE ACCIDENT	2,500	12,251	-	-	-	-
271-3510-055-52-2208	MAINTENANCE AGREEMENTS	3,988	4,760	4,000	-	4,000	4,000
271-3510-055-52-2211	COVID RELATED EXPENSES	-	3,217	-	-	-	-
271-3510-055-52-2321	OPERATING LEASES/RENTAL COPIER	2,833	-	3,000	1,435	3,000	-
271-3510-055-52-3101	PROPERTY INSURANCE	6,540	12,149	7,000	9,190	12,000	11,000
271-3510-055-52-3102	AUTO, TRK, EQ - INSURANCE	40,943	42,418	42,500	62,112	63,000	63,000
271-3510-055-52-3103	PROF/GEN/LAW LIAB/INSURANCE	28,872	28,419	23,000	23,036	24,000	24,000
271-3510-055-52-3201	TELEPHONE	22,350	23,161	22,000	11,874	24,000	24,000
271-3510-055-52-3202-1	CABLE FAULKVIL FIRE STATION	2,368	1,361	3,000	594	2,500	1,500
271-3510-055-52-3301	ADVERTISING	988	3,525	3,500	2,749	3,500	3,500
271-3510-055-52-3700	Public Fire & Life Safety Eduction	2,912	2,490	3,000	-	-	-
271-3510-055-52-3520	TAG & TITLE FOR VEHICLES	253	-	-	-	-	-
271-3510-055-52-3701	PER DIEM & TRAVEL	1,439	2,170	10,000	2,527	20,000	10,000
271-3510-055-52-3702	TRAINING SCHOOLS & SEMINARS	8,303	8,757	11,000	3,165	30,000	20,000
271-3510-055-52-3703	RECRUITMENT & RETENTION BENEFI	24,241	19,606	25,000	15,936	30,000	30,000
271-3510-055-52-3705	MEMBERSHIP DUES	86	80	-	-	125	125
271-3510-055-52-3901	MEDICAL	4,875	7,822	6,000	3,859	6,500	6,500
271-3510-055-52-3915	BACKGROUND CHECKS	735	303	1,000	476	600	600
271-3520-055-52-3611	FIRE & RESCUE ASSESSMENT	631,000	631,000	625,000	315,500	-	-
271-3520-055-52-3612	GEORGIA FORESTRY COMMISSION FI	22,119	22,119	23,000	11,060	23,000	23,000
<b>Total Services</b>		<b>1,067,290</b>	<b>1,074,291</b>	<b>1,010,000</b>	<b>564,453</b>	<b>532,225</b>	<b>475,225</b>
271-3510-055-53-1101	OFFICE SUPPLIES	6,112	5,899	6,000	1,904	7,400	7,400
271-3510-055-53-1102	OPERATING SUPPLIES	21,115	22,709	21,000	17,510	31,000	31,000
271-3510-055-53-1104	POSTAGE	217	499	300	217	400	400
271-3510-055-53-1210	UTILITIES	53,501	51,104	56,176	22,602	59,000	59,000
271-3510-055-53-1270	GAS & DIESEL FUEL	61,838	100,386	85,000	51,572	120,000	110,000
271-3510-055-53-1701	UNIFORMS	27,784	14,584	32,000	703	32,000	32,000
<b>Total Supplies</b>		<b>170,567</b>	<b>195,182</b>	<b>200,476</b>	<b>94,507</b>	<b>249,800</b>	<b>239,800</b>



271-3510-055-54-1000	ARDMORE FIRE STATION	964	-	-	-	-	-	-
271-3510-055-54-1001	SOUTH EFFINGHAM FIRE STATION	1,750	-	-	-	-	-	-
271-3510-055-54-1002	GUYTON AREA STATION	2,500	77,675	1,300,000	637,713	-	-	-
271-3510-055-54-1210	CONSTRUCTION	169	-	40,000	119,824	425,000	300,000	-
271-3510-055-54-2201	AUTOS & TRUCKS	-	5,910	179,000	(4,246)	326,512	326,512	-
271-3510-055-54-2202	FIRE PUMPER/ENGINES (1)	527,452	-	-	-	4,350,000	-	-
271-3510-055-54-2300	FIRE STATION FURNITURE	-	-	17,500	6,554	15,000	15,000	-
271-3510-055-54-2500	TURNOUT GEAR	-	16,307	195,000	51,206	100,000	100,000	-
271-3510-055-54-2502	OTHER EQUIPMENT	35,842	14,286	34,500	8,600	1,794,500	1,794,500	-
271-3510-055-54-1003	Hodgeville Station	187,636	280,234	600,000	442,776	-	-	-
271-3510-055-54-9999	LEASED EQUIPMENT	-	188,836	-	-	-	-	-
<b>Total Capital</b>		<b>756,313</b>	<b>583,247</b>	<b>2,366,000</b>	<b>1,262,427</b>	<b>7,011,012</b>	<b>2,536,012</b>	
271-3510-055-58-1200	CAPITAL LEASE PRINCIPAL	-	16,376	85,008	25,719	142,534	145,272	-
271-3510-055-58-2200	CAPITAL LEASE INTEREST	-	2,828	-	5,013	-	-	-
<b>Total Other</b>		<b>-</b>	<b>19,204</b>	<b>85,008</b>	<b>30,732</b>	<b>142,534</b>	<b>145,272</b>	
<b>Total Appropriations</b>		<b>5,191,320</b>	<b>5,600,929</b>	<b>8,573,937</b>	<b>3,981,194</b>	<b>14,050,581</b>	<b>9,631,936</b>	

## 055 - Fire & Rescue - Revenues

GL Account	GL Name	Actuals 2021	Actuals 2022	Budget 2023	Actuals 12/31/22	Dept Requested 2024	Proposed 2024
	PROPERTY TAX, TAVT, & PENALTIES	-	-	-	-	-	-
	LOCAL OPTION SALES TAX (LOST)	-	-	-	-	-	-
	OTHER GENERAL REVENUES	-	-	-	-	-	-
	COMBINED REVENUES PRIOR YEAR	(499,410)	(1,259,590)	-	(37,308)	-	-
271-31-6205	INSURANCE PREMIUM	2,853,804	2,962,940	3,000,000	3,794,804	-	3,800,000
271-33-1121	FEMA	-	(12,224)	-	-	-	-
271-33-4211	GEMA GRANT	7,838	-	-	-	-	-
271-34-2010	FIRE & RESCUE ASSESSMENT	2,298,480	3,074,371	3,100,000	17,708	-	3,300,000
271-34-2012	FIRE FEES VIA SPRINGFIELD	147,465	185,933	185,000	721	-	185,000
271-34-2013	FIRE FEES VIA GUYTON	108,615	135,665	140,000	-	-	140,000
271-34-2210	FIRE & RESCUE - OTHER	170,276	302,879	150,000	172,828	-	200,000
271-36-1005	INTEREST ON INVESTMENT	1,201	2,206	1,000	32,441	-	30,000
271-37-1100	FIRE DONATIONS	2,000	6,850	-	-	-	-
271-38-1001	INSURANCE PROCEEDS	3,592	13,063	-	-	-	-
271-38-9005	MISCELLANEOUS REVENUE	11,038	-	-	-	-	-
271-38-9015	CASH CARRY FORWARD	-	-	1,500,000	-	-	1,650,424
271-39-1101	OPERATIONS XFER IN (FROM SPEC.	86,422	-	318,937	-	-	-
271-39-3500	PROCEEDS FROM CAPITAL LEASE	-	188,836	179,000	-	-	326,512
<b>Total Revenues</b>		<b>5,191,320</b>	<b>5,600,929</b>	<b>8,573,937</b>	<b>3,981,194</b>	<b>-</b>	<b>9,631,936</b>
<b>Net Surplus/(Deficit)</b>		<b>-</b>	<b>-</b>	<b>-</b>	<b>-</b>	<b>-</b>	<b>-</b>

## 055 - Fire & Rescue - Personnel

	Title	Full Time Equivalent (FTE)
	CAPTAIN FIREFIGHTER	6
	DEPUTY FIRE CHIEF	1
	FIRE CHIEF	1
	FIREFIGHTER	52.42
	LIEUTENANT FIREFIGHTER	12
	PART TIME FIREFIGHTER	0.84
<b>Total Personnel</b>		<b>73.26</b>

# 061 - WWTP - Appropriations

GL Account	GL Name	Actuals 2021	Actuals 2022	Budget 2023	Actuals 12/31/22	Dept Requested 2024	Proposed 2024
<b>Total Personnel</b>		-	-	-	-	-	-
506-4320-061-52-1101	CONSULTANT	57,516	58,513	-	-	-	-
506-4320-061-52-1101-1	EOM CONTRACT	261,870	261,870	-	-	-	-
506-4320-061-52-1105	EQUIPMENT RENTAL	-	995	-	-	-	-
506-4320-061-52-1115	REPAIRS PLANT EQUIP	119,694	94,557	-	97	-	-
506-4320-061-52-2201	R&M GENERAL	6,188	1,436	-	-	-	-
506-4320-061-52-2201-1	FIRST SERVICES LABOR	10,348	7,531	-	-	-	-
506-4320-061-52-3101	PROPERTY INSURANCE-WWTP	10,721	11,283	-	-	-	-
506-4320-061-52-3102	AUTO,TRK,EQ - INSURANCE	2,695	2,675	-	-	-	-
506-4320-061-52-3201	TELEPHONE	1,720	2,390	-	315	-	-
505-4320-061-52-1101	CONSULTANT	-	-	30,000	10,230	30,000	20,460
505-4320-061-52-1101-1	EOM CONTRACT	-	-	282,500	112,380	330,275	330,275
505-4320-061-52-1105	EQUIPMENT RENTAL	-	-	5,000	1,050	8,000	5,000
505-4320-061-52-1115	REPAIRS PLANT EQUIP	-	-	125,000	27,054	140,000	125,000
505-4320-061-52-2201	R&M GENERAL	-	-	8,000	7,475	15,000	8,000
505-4320-061-52-2201-1	VEHICLE MAINTENANCE	-	-	4,000	346	2,000	2,000
505-4320-061-52-3101	PROPERTY INSURANCE-WWTP	-	-	11,500	15,261	15,300	15,300
505-4320-061-52-3102	AUTO,TRK,EQ - INSURANCE	-	-	3,000	3,289	3,300	3,300
505-4320-061-52-3201	TELEPHONE	-	-	1,300	502	1,300	1,300
<b>Total Services</b>		<b>470,751</b>	<b>441,250</b>	<b>470,300</b>	<b>177,999</b>	<b>545,175</b>	<b>510,635</b>
506-4320-061-53-1102	OPERATING SUPPLIES	150,451	140,810	-	-	-	-
506-4320-061-53-1110	OFFICE SUPPLIES	365	-	-	-	-	-
506-4320-061-53-1210	UTILITIES	93,145	94,795	-	11,246	-	-
506-4320-061-53-1240	DISPOSAL ROLLOFFS-WASTEWATER	60,341	68,790	-	-	-	-
506-4320-061-53-1270	FUEL	3,253	3,590	-	1,955	-	-
505-4320-061-53-1102	OPERATING SUPPLIES	-	-	130,000	49,442	150,000	140,000
505-4320-061-53-1210	UTILITIES	-	-	97,802	-	100,000	100,000
505-4320-061-53-1240	DISPOSAL ROLLOFFS-WASTEWATER	-	-	35,000	32,850	60,000	60,000
505-4320-061-53-1270	FUEL	-	-	5,000	1,652	8,000	8,000
<b>Total Supplies</b>		<b>307,555</b>	<b>307,984</b>	<b>267,802</b>	<b>97,144</b>	<b>318,000</b>	<b>308,000</b>
506-4320-061-54-2100	MACHINERY	-	7,920	-	-	-	-
505-4320-061-54-2201	AUTOS TRUCKS	-	-	111,000	22	-	-
505-4320-061-54-2501	OTHER EQUIPMENT	-	-	11,000	12,615	555,000	420,000
505-4320-061-54-9999	LEASED EQUIPMENT	-	-	-	-	55,060	55,060
<b>Total Capital</b>		<b>-</b>	<b>7,920</b>	<b>122,000</b>	<b>12,637</b>	<b>610,060</b>	<b>475,060</b>
506-4320-061-58-2000	2017 IDA BOND INTEREST	275,032	260,549	-	(19,562)	-	-
506-4320-061-58-9990	DEPRECIATION EXPENSE	445,587	446,847	-	-	-	-
505-4320-061-58-1200	CAPITAL LEASE PRINCIPAL	-	-	25,800	1,831	12,134	12,134
505-4320-061-58-2000	2017 IDA BOND INTEREST	-	-	792,446	-	792,981	792,981
505-4320-061-58-2300	INTEREST PRINCIPAL	-	-	-	399	-	-
<b>Total Other</b>		<b>720,618</b>	<b>707,396</b>	<b>818,246</b>	<b>(17,333)</b>	<b>805,115</b>	<b>805,115</b>
<b>Total Appropriations</b>		<b>1,498,925</b>	<b>1,464,551</b>	<b>1,678,348</b>	<b>270,448</b>	<b>2,278,350</b>	<b>2,098,810</b>

## 061 - WWTP - Revenues

GL Account	GL Name	Actuals 2021	Actuals 2022	Budget 2023	Actuals 12/31/22	Dept Requested 2024	Proposed 2024
	PROPERTY TAX, TAVT, & PENALTIES	-	-	-	-	-	-
	LOCAL OPTION SALES TAX (LOST)	-	-	-	-	-	-
	OTHER GENERAL REVENUES	-	-	-	-	-	-
	COMBINED REVENUES PRIOR YEAR	(288,202)	(48,055)	648,348	(316,643)	-	-
506-34-4212	COST RECOVERY FEE	930,754	1,398,141	-	-	-	-
506-34-4256	SEPTIC HAULS	83,225	69,663	-	(3,875)	-	-
506-36-1005	INTEREST ON INVESTMENT	157	262	-	126	-	-
506-38-9001	WWT REUSE METER SALES	31,875	35,625	-	-	-	-
506-38-9005	MISCELLANEOUS REVENUE	980	515	-	-	-	-
506-39-1103	OPERATING XFER IN (FROM SPECIA	740,135	8,400	-	-	-	943,750
505-34-4212-3	WWTP COST RECOVERY FEE	-	-	1,000,000	529,701	-	1,000,000
505-34-4256-1	WWTP SEPTIC HAULS	-	-	-	22,300	-	60,000
505-38-9001	WWTP REUSE METER SALES	-	-	30,000	38,350	-	40,000
505-38-9005-1	WWTP MISC REVENUE	-	-	-	489	-	-
505-39-3500	PROCEEDS FROM CAPITAL LEASE	-	-	111,000	-	-	55,060
<b>Total Revenues</b>		<b>1,498,925</b>	<b>1,464,551</b>	<b>1,789,348</b>	<b>270,448</b>	<b>-</b>	<b>2,098,810</b>
<b>Net Surplus/(Deficit)</b>		<b>-</b>	<b>-</b>	<b>111,000</b>	<b>-</b>	<b>-</b>	<b>0</b>

## 061 - WWTP - Personnel

Title	Full Time Equivalent (FTE)
<i>no personnel</i>	<b>0</b>
<b>Total Personnel</b>	<b>0</b>

## 065 - SPLOST Technology - Appropriations

GL Account	GL Name	Actuals 2021	Actuals 2022	Budget 2023	Actuals 12/31/22	Dept Requested 2024	Proposed 2024
		-	-	-	-	-	-
<b>Total Personnel</b>		-	-	-	-	-	-
<b>Total Services</b>		-	-	-	-	-	-
<b>Total Supplies</b>		-	-	-	-	-	-
321-1535-065-54-2410	SERVERS AND INHOUSE	-	-	-	-	-	-
321-3400-065-54-2410	PRISON SECURITY CAMERAS	-	-	-	-	-	-
<b>Total Capital</b>		-	-	-	-	-	-
<b>Total Other</b>		-	-	-	-	-	-
<b>Total Appropriations</b>		-	-	-	-	-	-

## 065 - SPLOST Technology - Revenues

GL Account	GL Name	Actuals 2021	Actuals 2022	Budget 2023	Actuals 12/31/22	Dept Requested 2024	Proposed 2024
	PROPERTY TAX, TAVT, & PENALTIES	-	-	-	-	-	-
	LOCAL OPTION SALES TAX (LOST)	-	-	-	-	-	-
	OTHER GENERAL REVENUES	-	-	-	-	-	-
	COMBINED REVENUES PRIOR YEAR	-	-	-	-	-	-
	SPLOST FUND REVENUES	-	-	-	-	-	-
<b>Total Revenues</b>		-	-	-	-	-	-
<b>Net Surplus/(Deficit)</b>		-	-	-	-	-	-

## 065 - SPLOST Technology - Personnel

	Title	Full Time Equivalent (FTE)
	<i>no personnel</i>	0
<b>Total Personnel</b>		<b>0</b>

## 099 - SPLOST Cities - Appropriations

GL Account	GL Name	2021	2022	2023	12/31/22	2024	2024
		-	-	-	-	-	-
<b>Total Personnel</b>		-	-	-	-	-	-
		-	-	-	-	-	-
<b>Total Services</b>		-	-	-	-	-	-
		-	-	-	-	-	-
<b>Total Supplies</b>		-	-	-	-	-	-
		-	-	-	-	-	-
<b>Total Capital</b>		-	-	-	-	-	-
321-9000-099-57-1001	SPLOST PAYMENTS TO CITIES	2,877,285	3,759,974	-	-	-	-
321-9000-099-57-1002	RINCON - FT HOWARD MILLAGE PMTS	210,509	5,727	5,000	-	5,000	5,000
<b>Total Other</b>		3,087,794	3,765,700	5,000	-	5,000	5,000
<b>Total Appropriations</b>		<b>3,087,794</b>	<b>3,765,700</b>	<b>5,000</b>	<b>-</b>	<b>5,000</b>	<b>5,000</b>

## 099 - SPLOST Cities - Revenues

GL Account	GL Name	2021	2022	2023	12/31/22	2024	2024
	PROPERTY TAX, TAVT, & PENALTIES	-	-	-	-	-	-
	LOCAL OPTION SALES TAX (LOST)	-	-	-	-	-	-
	OTHER GENERAL REVENUES	-	-	-	-	-	-
	COMBINED REVENUES PRIOR YEAR	3,087,794	3,765,700	5,000	-	-	-
	SPLOST FUND REVENUES	-	-	-	-	-	5,000
<b>Total Revenues</b>		<b>3,087,794</b>	<b>3,765,700</b>	<b>5,000</b>	<b>-</b>	<b>-</b>	<b>5,000</b>
<b>Net Surplus/(Deficit)</b>		<b>-</b>	<b>-</b>	<b>-</b>	<b>-</b>	<b>-</b>	<b>-</b>

## 099 - SPLOST Cities - Personnel

Title	Full Time Equivalent (FTE)
<i>no personnel</i>	<b>0</b>
<b>Total Personnel</b>	<b>0</b>

## 100 - SPLOST Water & Sewer - Appropriations

GL Account	GL Name	Actuals 2021	Actuals 2022	Budget 2023	Actuals 12/31/22	Dept Requested 2024	Proposed 2024
		-	-	-	-	-	-
<b>Total Personnel</b>		-	-	-	-	-	-
		-	-	-	-	-	-
<b>Total Services</b>		-	-	-	-	-	-
		-	-	-	-	-	-
<b>Total Supplies</b>		-	-	-	-	-	-
321-4420-100-54-1405	WATER DIRECT DISCHARGE	-	-	500,000	-	-	-
321-4420-100-54-1406	WATER LINES	-	659,003	-	-	-	-
321-4420-100-54-1407	SEWER LINES	-	-	250,000	780	-	-
321-4420-100-54-1411	HODGEVILLE LIFT STATION	-	-	-	-	1,000,000	1,000,000
321-4420-100-54-1410	SPIP WATER MAIN EXTENSION	-	22,000	-	4,838	222,000	222,000
321-4420-100-54-1408	WATER METERS	114,945	-	-	-	-	-
321-4420-100-54-2501	LIFT STATION PUMPS	-	-	-	-	150,000	150,000
321-4420-100-54-2502	MOBILE BYPASS PUMP	-	-	-	-	125,000	125,000
321-4420-100-54-2503	MOBILE GENERATOR	-	-	-	-	200,000	200,000
<b>Total Capital</b>		<b>114,945</b>	<b>681,003</b>	<b>750,000</b>	<b>5,618</b>	<b>1,697,000</b>	<b>1,697,000</b>
		-	-	-	-	-	-
<b>Total Other</b>		-	-	-	-	-	-
<b>Total Appropriations</b>		<b>114,945</b>	<b>681,003</b>	<b>750,000</b>	<b>5,618</b>	<b>1,697,000</b>	<b>1,697,000</b>

## 100 - SPLOST Water & Sewer - Revenues

GL Account	GL Name	Actuals 2021	Actuals 2022	Budget 2023	Actuals 12/31/22	Dept Requested 2024	Proposed 2024
	PROPERTY TAX, TAVT, & PENALTIES	-	-	-	-	-	-
	LOCAL OPTION SALES TAX (LOST)	-	-	-	-	-	-
	OTHER GENERAL REVENUES	-	-	-	-	-	-
	COMBINED REVENUES PRIOR YEAR	114,945	681,003	750,000	5,618	-	-
	SPLOST FUND REVENUES	-	-	-	-	-	1,697,000
<b>Total Revenues</b>		<b>114,945</b>	<b>681,003</b>	<b>750,000</b>	<b>5,618</b>	<b>-</b>	<b>1,697,000</b>
<b>Net Surplus/(Deficit)</b>		<b>-</b>	<b>-</b>	<b>-</b>	<b>-</b>	<b>-</b>	<b>-</b>

## 100 - SPLOST Water & Sewer - Personnel

Title	Full Time Equivalent (FTE)
<i>no personnel</i>	<b>0</b>
<b>Total Personnel</b>	<b>0</b>

# 105 - Water & Sewer Operating - Appropriations

GL Account	GL Name	Actuals 2021	Actuals 2022	Budget 2023	Actuals 12/31/22	Dept Requested 2024	Proposed 2024
<b>Total Personnel</b>		-	-	-	-	-	-
505-4441-105-52-1101	CONSULTANT	9,870	-	-	-	-	-
505-4441-105-52-1101-1	EOM CONTRACT	371,700	377,600	388,920	216,936	554,625	554,625
505-4441-105-52-1105	EQUIPMENT RENTAL	58,155	104,176	50,000	103,811	75,000	75,000
505-4441-105-52-1209	ENGINEER	14,588	28,068	18,000	6,816	18,000	18,000
505-4441-105-52-1316	WATER TIER 1	697,754	700,363	630,000	303,165	710,000	710,000
505-4441-105-52-1317	ECP WATER	1,084,182	1,179,186	1,000,000	462,258	1,200,000	1,200,000
505-4441-105-52-1318	WATER FLUSHING	41,359	86,404	100,000	25,768	70,000	70,000
505-4441-105-52-1321	COLLECTION FEES	44	25	-	-	-	-
505-4441-105-52-1323	WATER TESTING	11,230	11,230	13,000	5,627	13,000	13,000
505-4441-105-52-2201-1	FIRST SERVICES LABOR	12,300	11,495	13,000	14,947	18,000	18,000
505-4441-105-52-2203	R & M - EQUIPMENT	100,165	159,298	90,000	136,541	175,000	160,000
505-4441-105-52-2207	MAINT - SEWERLINES	14,640	300	-	-	-	-
505-4441-105-52-2208	COMPUTER MAINT. AGREEMENTS	1,750	2,042	-	875	2,000	2,000
505-4441-105-52-2321	OPERATING LEASES/RENTAL COPIER	182	181	-	91	-	-
505-4441-105-52-3101	PROPERTY INSURANCE-WATER & SEW	4,881	5,122	5,200	6,929	7,000	7,000
505-4441-105-52-3103	PROF/LAW/LIABILITY INSURANCE	207	-	-	-	-	-
505-4441-105-52-3201	TELEPHONE	4,951	4,807	5,000	2,673	5,000	5,000
505-4410-105-52-3916	BANK CHARGES	3	-	-	-	-	-
<b>Total Services</b>		<b>2,427,960</b>	<b>2,670,299</b>	<b>2,313,120</b>	<b>1,286,436</b>	<b>2,847,625</b>	<b>2,832,625</b>
505-4441-105-53-1101	OFFICE SUPPLIES	-	-	-	-	-	-
505-4441-105-53-1102	OPERATING SUPPLIES	158,449	161,508	135,000	115,972	165,000	165,000
505-4441-105-53-1102-3	OPERATING LINE MAINT	2,502	36,522	40,000	70,786	60,000	40,000
505-4441-105-53-1102-5	OPERATING WATER METERS	247,159	5,722	250,000	183,500	300,000	300,000
505-4441-105-53-1102-6	OPERATING COMM METERS	37,391	25,040	30,000	-	50,000	50,000
505-4441-105-53-1104	POSTAGE	9,150	12,414	15,000	3,894	13,000	13,000
505-4441-105-53-1210	UTILITIES	109,455	124,777	114,927	89,889	125,000	125,000
<b>Total Supplies</b>		<b>564,105</b>	<b>365,982</b>	<b>584,927</b>	<b>464,040</b>	<b>713,000</b>	<b>693,000</b>
505-4441-105-54-1406	WATER LINES	-	-	125,000	-	4,000,000	4,000,000
505-4441-105-54-1406-21	MANHOLE REHABILITATION	-	-	-	-	250,000	125,000
505-4441-105-54-1406-22	ARPA SEWER FORCE MAIN HODGEVIL	-	-	-	-	-	-
505-4441-105-54-1407	SEWER LINES	-	-	120,000	75,158	-	-
505-4441-105-54-1407-3	GOSHEN PART B	-	-	50,000	61,805	-	-
505-4441-105-54-2502	OTHER EQUIPMENT	-	13,557	-	33	432,000	432,000
505-4441-105-54-3000	MASTER PLAN	-	-	100,000	27,740	-	-
<b>Total Capital</b>		<b>-</b>	<b>13,557</b>	<b>395,000</b>	<b>164,737</b>	<b>4,682,000</b>	<b>4,557,000</b>
505-4441-105-58-2000	2017 IDA BOND INTEREST	423,188	400,905	1,219,328	(30,100)	1,220,151	1,220,151
505-4441-105-58-9990	DEPRECIATION EXPENSE	583,204	617,781	-	-	-	-
<b>Total Other</b>		<b>1,006,392</b>	<b>1,018,686</b>	<b>1,219,328</b>	<b>(30,100)</b>	<b>1,220,151</b>	<b>1,220,151</b>
<b>Total Appropriations</b>		<b>3,998,457</b>	<b>4,068,524</b>	<b>4,512,375</b>	<b>1,885,113</b>	<b>9,462,776</b>	<b>9,302,776</b>

## 105 - Water & Sewer Operating - Revenues

GL Account	GL Name	Actuals 2021	Actuals 2022	Budget 2023	Actuals 12/31/22	Dept Requested 2024	Proposed 2024
	PROPERTY TAX, TAVT, & PENALTIES	-	-	-	-	-	-
	LOCAL OPTION SALES TAX (LOST)	-	-	-	-	-	-
	OTHER GENERAL REVENUES	-	-	-	-	-	-
	COMBINED REVENUES PRIOR YEAR	(933,465)	(1,880,692)	(537,348)	(748,923)	-	-
505-33-2301	STATE FISCAL RECOVERY FUND	-	-	-	-	-	4,200,000
505-33-4215	FEMA	-	(17,759)	-	-	-	-
505-34-4212	COST RECOVERY FEES	675,683	1,006,354	700,000	349,031	-	700,000
505-34-4213	METER SALES	209,982	210,829	240,000	89,533	-	240,000
505-34-4215	WATER BILLING	1,236,859	1,348,400	1,200,000	731,617	-	1,400,000
505-34-4215-1	ALLOWANCE FOR DOUBTFUL REVENUE	(3,205)	952	(5,000)	-	-	(5,000)
505-34-4218	ECP REVENUE	1,084,182	1,179,186	900,000	528,435	-	1,000,000
505-34-4219	PENALTIES - WATER	60,171	76,868	60,000	44,034	-	75,000
505-34-4255	SEWER BILLING	1,066,387	1,149,243	860,000	634,646	-	1,200,000
505-34-4256	REUSE METERS	305,259	533,964	300,000	196,560	-	350,000
505-34-4259	PENALTIES-SEWER	53,284	70,723	50,000	37,394	-	70,000
505-34-4258	PENALTIES-REUSE	815	2,384	1,000	1,523	-	1,000
505-36-1005	INTEREST ON INVESTMENT	77	90	200	31	-	1,000
505-38-9005	MISCELLANEOUS REVENUE	51,440	37,050	32,000	18,580	-	32,000
505-38-9016	CASH CARRY-FORWARD	-	-	-	-	-	-
505-38-9020	CAPITAL COST RECOVERY FEES - R	3,056	14,826	-	2,652	-	-
505-39-1107	OPERATING XFER IN SPECIAL TAX	187,932	336,107	711,523	-	-	38,776
<b>Total Revenues</b>		<b>3,998,457</b>	<b>4,068,524</b>	<b>4,512,375</b>	<b>1,885,113</b>	<b>-</b>	<b>9,302,776</b>
<b>Net Surplus/(Deficit)</b>		<b>-</b>	<b>-</b>	<b>-</b>	<b>-</b>	<b>-</b>	<b>(0)</b>

## 105 - Water & Sewer Operating - Personnel

	Title	Full Time Equivalent (FTE)
	<i>no personnel</i>	<b>0</b>
<b>Total Personnel</b>		<b>0</b>



## 106 - Water Projects - Appropriations

GL Account	GL Name	Actuals 2021	Actuals 2022	Budget 2023	Actuals 12/31/22	Dept Requested 2024	Proposed 2024
		-	-	-	-	-	-
<b>Total Personnel</b>		-	-	-	-	-	-
507-4441-106-52-1202	ATTORNEY & PROFESSIONAL SERVICES	1,900	-	-	-	-	-
<b>Total Services</b>		1,900	-	-	-	-	-
		-	-	-	-	-	-
<b>Total Supplies</b>		-	-	-	-	-	-
507-4441-106-54-1406-1	OLD AUGUSTA CONSTRUCTION	-	-	-	-	-	-
507-4441-106-54-1407-1	SPRAYFIELD CONSTRUCTION	-	-	450,000	-	-	-
507-4441-106-54-1407-2	SPRAYFIELD ENGINEERING	-	-	30,000	16,613	-	-
507-4441-106-54-1408-1	STATION UPGRADES & REPAIRS	-	-	2,300,000	100,348	2,400,000	2,400,000
507-4441-106-54-1408-2	STATION ENGINEERING	-	-	90,000	-	-	-
507-4441-106-54-1409-1	HODGEVILLE EXT. CONSTRUCTION	-	-	100,000	-	-	-
507-4441-106-54-1409-2	HODGEVILLE EXT. ENGINEERING	-	-	40,000	-	-	-
507-4441-106-54-1410-1	BOOSTERS & TOWERS CONSTRUCTION	-	-	116,000	69,591	-	-
507-4441-106-54-1410-2	BOOSTERS & TOWERS ENGINEERING	-	-	-	17,458	-	-
507-4441-106-54-1411-1	LOOPING & EXT. CONSTRUCTION	-	-	-	-	-	-
507-4441-106-54-1411-2	LOOPING & EXT. ENGINEERING	-	-	50,000	11,920	-	-
507-4441-106-54-1412	WWTP REPAIRS & UPGRADES	-	-	24,000	-	-	-
<b>Total Capital</b>		-	-	3,200,000	215,929	2,400,000	2,400,000
507-4441-106-56-1000	DEPRECIATION EXPENSE	21,295	47,415	25,000	-	48,000	48,000
<b>Total Other</b>		21,295	47,415	25,000	-	48,000	48,000
<b>Total Appropriations</b>		23,195	47,415	3,225,000	215,929	2,448,000	2,448,000

## 106 - Water Projects - Revenues

GL Account	GL Name	2021	2022	2023	12/31/22	2024	2024
	PROPERTY TAX, TAVT, & PENALTIES	-	-	-	-	-	-
	LOCAL OPTION SALES TAX (LOST)	-	-	-	-	-	-
	OTHER GENERAL REVENUES	-	-	-	-	-	-
	COMBINED REVENUES PRIOR YEAR	19,272	40,237	-	185,680	-	-
507-36-1005	INTEREST ON INVESTMENT	3,923	7,178	1,000	30,249	-	10,000
507-38-9015	CASH CARRY FORWARD	-	-	3,224,000	-	-	2,438,000
<b>Total Revenues</b>		23,195	47,415	3,225,000	215,929	-	2,448,000
<b>Net Surplus/(Deficit)</b>		-	-	-	-	-	-

## 106 - Water Projects - Personnel

Title	Full Time Equivalent (FTE)
<i>no personnel</i>	0
<b>Total Personnel</b>	<b>0</b>

## 153 - DATE - Appropriations

GL Account	GL Name	2021	2022	2023	12/31/22	2024	2024
		-	-	-	-	-	-
<b>Total Personnel</b>		-	-	-	-	-	-
204-3451-153-52-1101	CONSULTANT	-	-	10,400	100	10,400	10,400
204-3451-153-52-1102	SUPERIOR COURT REV PROGRAM	-	358	2,500	-	2,500	2,500
204-3451-153-52-2321	ANKLE MONITORING	-	-	-	-	-	-
204-3451-153-52-3301	ADVERTISEMENT	5,833	4,126	5,000	-	5,000	5,000
<b>Total Services</b>		<b>5,833</b>	<b>4,484</b>	<b>17,900</b>	<b>100</b>	<b>17,900</b>	<b>17,900</b>
204-3451-153-53-1102	OPERATING SUPPLIES	10,002	5,880	-	2,219	-	-
<b>Total Supplies</b>		<b>10,002</b>	<b>5,880</b>	<b>-</b>	<b>2,219</b>	<b>-</b>	<b>-</b>
		-	-	-	-	-	-
<b>Total Capital</b>		-	-	-	-	-	-
		-	-	-	-	-	-
<b>Total Other</b>		-	-	-	-	-	-
<b>Total Appropriations</b>		<b>15,835</b>	<b>10,364</b>	<b>17,900</b>	<b>2,319</b>	<b>17,900</b>	<b>17,900</b>

## 153 - DATE - Revenues

GL Account	GL Name	2021	2022	2023	12/31/22	2024	2024
	PROPERTY TAX, TAVT, & PENALTIES	-	-	-	-	-	-
	LOCAL OPTION SALES TAX (LOST)	-	-	-	-	-	-
	OTHER GENERAL REVENUES	-	-	-	-	-	-
	COMBINED REVENUES PRIOR YEAR	(9,246)	(21,225)	-	(11,290)	-	-
204-35-1205	DRUG ABUSE & TREATMENT EDUCATI	25,073	31,580	17,900	13,603	-	30,000
204-36-1005	INTEREST ON INVESTMENT	8	9	-	6	-	-
204-38-9015	CASH CARRY-FORWARD	-	-	-	-	-	(12,100)
<b>Total Revenues</b>		<b>15,835</b>	<b>10,364</b>	<b>17,900</b>	<b>2,319</b>	<b>-</b>	<b>17,900</b>
<b>Net Surplus/(Deficit)</b>		<b>-</b>	<b>-</b>	<b>-</b>	<b>-</b>	<b>-</b>	<b>-</b>

## 153 - DATE - Personnel

Title	Full Time Equivalent (FTE)
<i>no personnel</i>	<b>0</b>
<b>Total Personnel</b>	<b>0</b>

## 219 - Sheriff Special Revenue - Appropriations

GL Account	GL Name	Actuals 2021	Actuals 2022	Budget 2023	Actuals 12/31/22	Dept Requested 2024	Proposed 2024
<b>Total Personnel</b>		-	-	-	-	-	-
219-3326-017-52-3900-1	PUBLIC SAFETY IR	396,355	503,144	500,000	-	510,000	510,000
<b>Total Services</b>		396,355	503,144	500,000	-	510,000	510,000
<b>Total Supplies</b>		-	-	-	-	-	-
219-3326-017-54-2500	OTHER EQUIPMENT	-	-	-	-	-	-
<b>Total Capital</b>		-	-	-	-	-	-
<b>Total Other</b>		-	-	-	-	-	-
<b>Total Appropriations</b>		396,355	503,144	500,000	-	510,000	510,000

## 219 - Sheriff Special Revenue - Revenues

GL Account	GL Name	Actuals 2021	Actuals 2022	Budget 2023	Actuals 12/31/22	Dept Requested 2024	Proposed 2024
	PROPERTY TAX, TAVT, & PENALTIES	-	-	-	-	-	-
	LOCAL OPTION SALES TAX (LOST)	-	-	-	-	-	-
	OTHER GENERAL REVENUES	-	-	-	-	-	-
	COMBINED REVENUES PRIOR YEAR	(7,272)	(423,660)	-	-	-	-
219-34-2300-1	CHARGES FOR SERVICES IR	401,535	563,986	500,000	-	-	560,000
219-34-2300-2	CHARGES FOR SERVICES PH	-	-	-	-	-	-
219-34-2300-3	CHARGES FOR SERVICES SH	-	-	-	-	-	-
219-35-1360	PROCEEDS SEIZED ASSETS	2,092	6,026	-	-	-	-
219-35-9999	SCHOOL ZONE FINES	-	356,793	-	-	-	200,000
219-37-1000-1	DONATIONS EB	-	-	-	-	-	-
219-37-1000-2	DONATIONS PL	-	-	-	-	-	-
219-37-1000-3	DONATIONS CP	-	-	-	-	-	-
219-38-9015	CASH CARRY FORWARD	-	-	-	-	-	(250,000)
<b>Total Revenues</b>		396,355	503,144	500,000	-	-	510,000
<b>Net Surplus/(Deficit)</b>		-	-	-	-	-	-

## 219 - Sheriff Special Revenue - Personnel

Title	Full Time Equivalent (FTE)
<i>no personnel</i>	0
<b>Total Personnel</b>	<b>0</b>

## 223 - Dry Waste & Recycling Center - Appropriations

GL Account	GL Name	Actuals 2021	Actuals 2022	Budget 2023	Actuals 12/31/22	Dept Requested 2024	Proposed 2024
		-	-	-	-	-	-
<b>Total Personnel</b>		-	-	-	-	-	-
545-4310-223-52-1314	SOLID WASTE COLL.-LANDFILL	43,015	46,138	50,000	17,857	50,000	50,000
<b>Total Services</b>		43,015	46,138	50,000	17,857	50,000	50,000
545-4310-223-53-1210	UTILITIES	8,273	9,217	8,687	5,093	9,000	9,000
<b>Total Supplies</b>		8,273	9,217	8,687	5,093	9,000	9,000
		-	-	-	-	-	-
<b>Total Capital</b>		-	-	-	-	-	-
545-4310-223-56-1000	DEPRECIATION EXPENSE	9,602	9,602	10,000	-	10,000	10,000
<b>Total Other</b>		9,602	9,602	10,000	-	10,000	10,000
<b>Total Appropriations</b>		60,890	64,957	68,687	22,950	69,000	69,000

## 223 - Dry Waste & Recycling Center - Revenues

GL Account	GL Name	2021	2022	2023	12/31/22	2024	2024
	PROPERTY TAX, TAVT, & PENALTIES	-	-	-	-	-	-
	LOCAL OPTION SALES TAX (LOST)	-	-	-	-	-	-
	OTHER GENERAL REVENUES	-	-	-	-	-	-
	COMBINED REVENUES PRIOR YEAR	(3,799)	(1,479)	-	22,547	-	-
545-34-4115	LANDFILL OTHER	586	944	1,000	400	-	1,000
545-36-1005	INTEREST ON INVESTMENT	3	3	-	3	-	-
545-38-9005	MISCELLANEOUS REVENUE	-	-	-	-	-	-
545-39-1105	OPERATING XFER IN (FROM GF)	64,100	65,490	67,687	-	-	68,000
<b>Total Revenues</b>		60,890	64,957	68,687	22,950	-	69,000
<b>Net Surplus/(Deficit)</b>		-	-	-	-	-	-

## 223 - Dry Waste & Recycling Center - Personnel

Title	Full Time Equivalent (FTE)
<i>no personnel</i>	0
<b>Total Personnel</b>	<b>0</b>

## 230 - Juvenile Services - Appropriations

GL Account	GL Name	Actuals 2021	Actuals 2022	Budget 2023	Actuals 12/31/22	Dept Requested 2024	Proposed 2024
		-	-	-	-	-	-
<b>Total Personnel</b>		-	-	-	-	-	-
230-3460-230-52-3900	JUVENILE EXPENSES	2,250	-	2,500	-	2,500	2,500
<b>Total Services</b>		2,250	-	2,500	-	2,500	2,500
		-	-	-	-	-	-
<b>Total Supplies</b>		-	-	-	-	-	-
		-	-	-	-	-	-
<b>Total Capital</b>		-	-	-	-	-	-
		-	-	-	-	-	-
<b>Total Other</b>		-	-	-	-	-	-
<b>Total Appropriations</b>		2,250	-	2,500	-	2,500	2,500

## 230 - Juvenile Services - Revenues

GL Account	GL Name	2021	2022	2023	12/31/22	2024	2024
	PROPERTY TAX, TAVT, & PENALTIES	-	-	-	-	-	-
	LOCAL OPTION SALES TAX (LOST)	-	-	-	-	-	-
	OTHER GENERAL REVENUES	-	-	-	-	-	-
	COMBINED REVENUES PRIOR YEAR	(424)	(2,807)	-	(1,137)	-	-
230-35-1161	JUVENILE SERVICES FUND FINES	2,669	2,803	2,500	1,134	-	2,500
230-36-1005	INTEREST ON INVESTMENT	5	5	-	3	-	-
<b>Total Revenues</b>		2,250	0	2,500	0	-	2,500
<b>Net Surplus/(Deficit)</b>		-	0	-	0	-	-

## 230 - Juvenile Services - Personnel

	Title	Full Time Equivalent (FTE)
	<i>no personnel</i>	0
<b>Total Personnel</b>		0

## 231 - American Rescue Plan Act - Appropriations

GL Account	GL Name	2021	2022	2023	12/31/22	2024	2024
		-	-	-	-	-	-
<b>Total Personnel</b>		-	-	-	-	-	-
		-	-	-	-	-	-
<b>Total Services</b>		-	-	-	-	-	-
		-	-	-	-	-	-
<b>Total Supplies</b>		-	-	-	-	-	-
231-2150-231-54-2500	JUDICIAL COMPLEX AUDIO & VIDEO	-	-	250,000	-	-	-
231-4320-231-54-2100	WWTP RAS PUMP & MOTOR	-	-	25,000	25,000	-	-
231-4320-231-54-2101	WWTP HEADWORKS UPGRADE	-	-	50,000	-	-	-
231-4320-231-54-2102	WWTP BELT PRESS UPGRADE	-	-	42,080	24,272	-	-
231-4441-231-54-1400	WATER LOOPING EXTENSION	-	-	4,189,022	989	4,300,000	4,300,000
231-4441-231-54-1402	SANITARY SEWER FORCE MAIN ENGINEERII	-	-	40,000	14,855	-	-
231-4441-231-54-1403	SANITARY SEWER FORCE MAIN CONSTRUC	-	-	6,834,000	-	6,834,000	6,834,000
231-4441-231-54-1404	INFLOW & INFILTRAION (I&I) REPAIRS	-	-	185,360	14,706	-	-
<b>Total Capital</b>		-	-	11,615,462	79,822	11,134,000	11,134,000
231-4400-231-61-1001	OPERATING XFER OUT (WATER & SE	50,820	347,360	-	-	-	-
231-4400-231-61-1002	OPERATING XFER OUT (WWTP)	-	7,920	-	-	-	-
231-4400-231-61-1003	OPERATING XFER OUT (SPLOST)	-	659,003	-	-	-	-
231-4400-231-61-1004	OPERATING XFER OUT (GENERAL FU	-	59,250	-	-	-	-
231-4400-231-61-1005	OPERATING XFER OUT (FIRE)	-	40,460	-	-	-	-
<b>Total Other</b>		50,820	1,113,994	-	-	-	-
<b>Total Appropriations</b>		50,820	1,113,994	11,615,462	79,822	11,134,000	11,134,000

## 231 - American Rescue Plan Act - Revenues

GL Account	GL Name	2021	2022	2023	12/31/22	2024	2024
	PROPERTY TAX, TAVT, & PENALTIES	-	-	-	-	-	-
	LOCAL OPTION SALES TAX (LOST)	-	-	-	-	-	-
	OTHER GENERAL REVENUES	-	-	-	-	-	-
	COMBINED REVENUES PRIOR YEAR	-	-	-	79,822	-	-
231-33-2100	AMERICAN RESCUE PLAN ACT (ARPA)	50,820	1,113,994	11,615,462	-	-	11,134,000
<b>Total Revenues</b>		50,820	1,113,994	11,615,462	79,822	-	11,134,000
<b>Net Surplus/(Deficit)</b>		-	-	-	-	-	(0)

## 231 - American Rescue Plan Act - Personnel

Title	Full Time Equivalent (FTE)
<i>no personnel</i>	0
<b>Total Personnel</b>	<b>0</b>

## 236 - State Drug Account - Appropriations

GL Account	GL Name	Actuals 2021	Actuals 2022	Budget 2023	Actuals 12/31/22	Dept Requested 2024	Proposed 2024
		-	-	-	-	-	-
<b>Total Personnel</b>		-	-	-	-	-	-
		-	-	-	-	-	-
<b>Total Services</b>		-	-	-	-	-	-
211-3306-236-53-1102	OPERATING SUPPLIES	-	-	50,000	-	50,000	50,000
211-3306-236-53-1702	GENERAL - STATE CONDEMNA	2,092	6,023	-	-	-	-
<b>Total Supplies</b>		2,092	6,023	50,000	-	50,000	50,000
		-	-	-	-	-	-
<b>Total Capital</b>		-	-	-	-	-	-
		-	-	-	-	-	-
<b>Total Other</b>		-	-	-	-	-	-
<b>Total Appropriations</b>		2,092	6,023	50,000	-	50,000	50,000

## 236 - State Drug Account - Revenues

GL Account	GL Name	Actuals 2021	Actuals 2022	Budget 2023	Actuals 12/31/22	Dept Requested 2024	Proposed 2024
	PROPERTY TAX, TAVT, & PENALTIES	-	-	-	-	-	-
	LOCAL OPTION SALES TAX (LOST)	-	-	-	-	-	-
	OTHER GENERAL REVENUES	-	-	-	-	-	-
	COMBINED REVENUES PRIOR YEAR	(555)	(11)	-	(3,111)	-	-
211-35-2202	STATE CONDEMNATION FUNDS	2,646	6,033	50,000	3,110	-	50,000
211-36-1005	INTEREST ON INVESTMENT	1	1	-	0	-	-
<b>Total Revenues</b>		2,092	6,023	50,000	(0)	-	50,000
<b>Net Surplus/(Deficit)</b>		-	-	-	(0)	-	-

## 236 - State Drug Account - Personnel

Title	Full Time Equivalent (FTE)
<i>no personnel</i>	0
<b>Total Personnel</b>	<b>0</b>

## 240 - Jail Construction & Staffing - Appropriations

GL Account	GL Name	Actuals 2021	Actuals 2022	Budget 2023	Actuals 12/31/22	Dept Requested 2024	Proposed 2024
		-	-	-	-	-	-
<b>Total Personnel</b>		-	-	-	-	-	-
		-	-	-	-	-	-
<b>Total Services</b>		-	-	-	-	-	-
240-1565-014-53-1102	OPERATING SUPPLIES	-	-	60,000	-	70,000	70,000
<b>Total Supplies</b>		-	-	60,000	-	70,000	70,000
		-	-	-	-	-	-
<b>Total Capital</b>		-	-	-	-	-	-
240-1565-014-61-1001	OPERATING XFER OUT (DEBT SERVI	-	-	-	-	-	-
<b>Total Other</b>		-	-	-	-	-	-
<b>Total Appropriations</b>		-	-	60,000	-	70,000	70,000

## 240 - Jail Construction & Staffing - Revenues

GL Account	GL Name	Actuals 2021	Actuals 2022	Budget 2023	Actuals 12/31/22	Dept Requested 2024	Proposed 2024
	PROPERTY TAX, TAVT, & PENALTIES	-	-	-	-	-	-
	LOCAL OPTION SALES TAX (LOST)	-	-	-	-	-	-
	OTHER GENERAL REVENUES	-	-	-	-	-	-
	COMBINED REVENUES PRIOR YEAR	(51,821)	(83,052)	-	(35,047)	-	-
240-35-1210	JAIL BLDG FUND & INTEREST	51,801	83,025	60,000	35,030	-	70,000
240-36-1005	INTEREST ON INVESTMENT	20	27	-	17	-	-
<b>Total Revenues</b>		0	0	60,000	(0)	-	70,000
<b>Net Surplus/(Deficit)</b>		0	0	-	(0)	-	-

## 240 - Jail Construction & Staffing - Personnel

Title	Full Time Equivalent (FTE)
<i>no personnel</i>	0
<b>Total Personnel</b>	<b>0</b>



## 245 - Prison Commissary - Appropriations

GL Account	GL Name	2021	2022	2023	12/31/22	2024	2024
		-	-	-	-	-	-
<b>Total Personnel</b>		-	-	-	-	-	-
245-3420-245-52-3901	COST OF GOODS SOLD	211,790	229,708	220,000	-	240,000	240,000
<b>Total Services</b>		<b>211,790</b>	<b>229,708</b>	<b>220,000</b>	-	<b>240,000</b>	<b>240,000</b>
<b>Total Supplies</b>		-	-	-	-	-	-
<b>Total Capital</b>		-	-	-	-	-	-
<b>Total Other</b>		-	-	-	-	-	-
<b>Total Appropriations</b>		<b>211,790</b>	<b>229,708</b>	<b>220,000</b>	-	<b>240,000</b>	<b>240,000</b>

## 245 - Prison Commissary - Revenues

GL Account	GL Name	Actuals 2021	Actuals 2022	Budget 2023	Actuals 12/31/22	Dept Requested 2024	Proposed 2024
	PROPERTY TAX, TAVT, & PENALTIES	-	-	-	-	-	-
	LOCAL OPTION SALES TAX (LOST)	-	-	-	-	-	-
	OTHER GENERAL REVENUES	-	-	-	-	-	-
	COMBINED REVENUES PRIOR YEAR	-	-	-	-	-	-
245-34-2300	CHARGES FOR SERVICES	-	-	-	-	-	-
245-34-2301	COMMISSARY SALES	211,790	229,708	220,000	-	-	240,000
<b>Total Revenues</b>		<b>211,790</b>	<b>229,708</b>	<b>220,000</b>	-	-	<b>240,000</b>
<b>Net Surplus/(Deficit)</b>		-	-	-	-	-	-

## 245 - Prison Commissary - Personnel

Title	Full Time Equivalent (FTE)
<i>no personnel</i>	<b>0</b>
<b>Total Personnel</b>	<b>0</b>

## 272 - Development Services - Appropriations

GL Account	GL Name	Actuals 2021	Actuals 2022	Budget 2023	Actuals 12/31/22	Dept Requested 2024	Proposed 2024
272-7401-024-51-1100-1	SALARIES	557,624	644,827	801,177	332,138	900,858	824,230
272-7401-024-51-1101-1	RAISES	-	-	18,787	-	-	65,938
272-7401-024-51-1300-1	OVERTIME	3,300	4,881	-	2,182	-	-
272-7401-024-51-2101-1	MEDICAL/LIFE INSURANCE	3,801	5,500	4,468	2,542	5,199	5,199
272-7401-024-51-2102-1	HEALTH INSURANCE	136,589	138,448	194,341	56,828	281,186	281,186
272-7401-024-51-2200-1	PAYROLL TAXES	40,051	47,413	62,727	25,012	68,916	68,098
272-7401-024-51-2401-1	RETIREMENT	28,428	29,871	48,838	17,179	53,691	53,021
272-7401-024-51-2600-1	UNEMPLOYMENT	570	895	668	226	958	958
272-7401-024-51-2700-1	WORKMEN'S COMPENSATION	6,644	7,180	6,142	3,814	8,435	8,426
<b>Total Personnel</b>		<b>777,007</b>	<b>879,013</b>	<b>1,137,147</b>	<b>439,922</b>	<b>1,319,242</b>	<b>1,307,057</b>
272-7401-024-52-1101	CONSULTANT	85,500	151,143	-	32,732	65,463	20,000
272-7401-024-52-1202	ATTORNEY & PROFESSIONAL SERVIC	2,005	-	-	-	-	-
272-7401-024-52-1209	ENGINEERING SERVICES	188,532	234,712	290,000	174,328	348,656	300,000
272-7401-024-52-1306	PEST CONTROL	731	-	-	-	-	-
272-7401-024-52-2201-1	R&M FIRST SERV VECH MAINT	7,206	16,535	4,500	6,656	9,000	4,500
272-7401-024-52-2202	R&M - GENERAL(BUILDING)	165	385	-	-	-	-
272-7401-024-52-2208	COMPUTER MAINT. AGRMNTS	-	-	-	-	-	122,000
272-7401-024-52-2211	COVID RELATED EXPENSES	200	-	-	-	-	-
272-7401-024-52-2321	OPERATING LEASES/RENTAL COPIER	4,601	480	5,000	3,662	6,000	-
272-7401-024-52-3101	PROPERTY INSURANCE	259	272	300	365	-	400
272-7401-024-52-3102-1	AUTO, TRK, EQ - INSURANCE	5,293	5,251	5,500	7,529	-	7,600
272-7401-024-52-3103-1	PROF/GEN/LAW LIABINSURAN	4,037	4,350	4,500	3,873	-	4,000
272-7401-024-52-3201	TELEPHONE	8,218	7,860	8,500	3,643	8,500	8,500
272-7401-024-52-3301	ADVERTISEMENT	-	-	-	-	-	-
272-7401-024-52-3301-1	ADVERTISEMENT	5,520	7,255	3,400	2,705	5,410	5,400
272-7401-024-52-3701	PER DIEM & TRAVEL	835	2,755	4,400	2,800	5,000	4,400
272-7401-024-52-3702	TRAINING SCHOOLS & SEMINA	2,603	10,044	9,100	4,441	15,000	9,100
272-7401-024-52-3705	MEMBERSHIP DUES	2,139	1,247	3,000	1,083	3,000	3,000
<b>Total Services</b>		<b>317,845</b>	<b>442,289</b>	<b>338,200</b>	<b>243,817</b>	<b>466,029</b>	<b>488,900</b>
272-7401-024-53-1101	OFFICE SUPPLIES	8,692	9,509	9,000	5,646	11,291	11,200
272-7401-024-53-1102	OPERATING SUPPLIES	2,024	7,904	5,800	1,830	9,000	14,600
272-7401-024-53-1103	JANITORIAL SUPPLIES	37	-	-	-	-	-
272-7401-024-53-1104	POSTAGE	2,184	1,483	2,500	568	2,500	2,500
272-7401-024-53-1210-1	UTILITIES	195	135	-	-	-	-
272-7401-024-53-1270	GAS & DIESEL FUEL	12,157	20,589	17,000	6,780	17,000	17,000
272-7401-024-53-1301-2	GROCERIES	169	253	-	-	-	-
272-7401-024-53-1402	PRINTING & PUBLICATIONS	-	182	900	-	900	900
272-7401-024-53-1701-1	UNIFORMS	-	1,607	3,000	663	3,000	3,000
<b>Total Supplies</b>		<b>25,458</b>	<b>41,662</b>	<b>38,200</b>	<b>15,486</b>	<b>43,691</b>	<b>49,200</b>
272-7401-024-54-2201	AUTOS & TRUCKS	-	2,557	68,000	(1,462)	-	-
272-7401-024-54-2502	OTHER EQUIPMENT	-	-	-	-	-	-
272-7401-024-54-9999	LEASED EQUIPMENT	-	70,195	-	-	-	-
<b>Total Capital</b>		<b>-</b>	<b>72,752</b>	<b>68,000</b>	<b>(1,462)</b>	<b>-</b>	<b>-</b>
272-7401-024-58-1200	CAPITAL LEASE PRINCIPAL	-	8,685	27,601	5,035	45,898	52,832
272-7401-024-58-2200	CAPITAL LEASE INTEREST	-	810	-	1,007	-	-
<b>Total Other</b>		<b>-</b>	<b>9,495</b>	<b>27,601</b>	<b>6,041</b>	<b>45,898</b>	<b>52,832</b>
<b>Total Appropriations</b>		<b>1,120,310</b>	<b>1,445,211</b>	<b>1,609,149</b>	<b>703,804</b>	<b>1,874,861</b>	<b>1,897,989</b>

## 272 - Development Services - Revenues

GL Account	GL Name	Actuals 2021	Actuals 2022	Budget 2023	Actuals 12/31/22	Dept Requested 2024	Proposed 2024
	PROPERTY TAX, TAVT, & PENALTIES	-	-	-	-	-	-
	LOCAL OPTION SALES TAX (LOST)	-	-	-	-	-	-
	OTHER GENERAL REVENUES	-	-	-	-	-	-
	COMBINED REVENUES PRIOR YEAR	(687,070)	(821,201)	0	(460,761)	-	-
272-32-3100	BUILDING PERMITS	1,266,027	1,883,274	1,320,149	1,066,181	-	1,800,000
272-32-3121	REZONING FEES	23,400	23,800	20,000	11,400	-	20,000
272-32-3122	SUBDIVISION FEES	91,547	155,844	80,000	39,391	-	90,000
272-32-3140	INSPECTION & ELECTRICAL FEES	66,725	82,705	60,000	32,746	-	70,000
272-32-3190	CULVERT INSPECTIONS	11,130	9,859	10,000	2,542	-	10,000
272-33-4215	FEMA	-	(3,352)	-	-	-	-
272-34-1300	LAND DISTRIBUTING ACTIVITY	68,107	43,851	50,000	11,638	-	50,000
272-34-1400	COPIES	-	-	-	-	-	-
272-36-1005	INTEREST ON INVESTMENT	132	176	1,000	166	-	1,000
272-38-9005	MISCELLANEOUS REVENUE	-	60	-	500	-	-
272-38-9015	CASH CARRY FORWARD	-	-	-	-	-	(143,011)
272-39-1105	OPERATING XFER IN (SPECIAL TAX	280,311	-	-	-	-	-
272-39-3500	PROCEEDS FROM CAPITAL LEASE	-	70,195	68,000	-	-	-
<b>Total Revenues</b>		<b>1,120,310</b>	<b>1,445,211</b>	<b>1,609,149</b>	<b>703,804</b>	<b>-</b>	<b>1,897,989</b>
<b>Net Surplus/(Deficit)</b>		<b>-</b>	<b>-</b>	<b>-</b>	<b>-</b>	<b>-</b>	<b>(0)</b>

## 272 - Development Services - Personnel

Title	Full Time Equivalent (FTE)
DIRECTOR OF DEVELOPMENT SERVICES	1
BUILDING OFFICIAL	1
BUILDING INSPECTOR	3
CODE ENFORCEMENT OFFICER	3
FIRE INSPECTOR	1
INSPECTOR PLAN REVIEW	1
PERMIT TECHNICIAN	1
PLANNER	1
PLANNING MANAGER	1
PROCESS MANAGER	1
ZONING MANAGER	1
ZONING TECHNICIAN	1
ZONING BOARD	0.01
ZONING BOARD	0.01
ZONING BOARD	0.01
ZONING BOARD	0.01
ZONING BOARD	0.01
<b>Total Personnel</b>	<b>16.05</b>

## 273 - Senior Citizens Activity - Appropriations

GL Account	GL Name	Actuals 2021	Actuals 2022	Budget 2023	Actuals 12/31/22	Dept Requested 2024	Proposed 2024
273-5520-032-51-1100	SALARIES	73,138	58,768	108,191	49,166	109,086	109,086
273-5520-032-51-1101	RAISES	-	-	5,410	-	-	8,727
273-5520-032-51-1300	OVERTIME	307	-	-	90	-	-
273-5520-032-51-2101	MEDICAL/LIFE INSURANCE	520	489	975	322	975	975
273-5520-032-51-2102	HEALTH INSURANCE	26,516	27,618	64,244	16,622	65,847	65,847
273-5520-032-51-2200	PAYROLL TAXES	5,486	4,189	8,690	3,626	8,345	9,013
273-5520-032-51-2401	RETIREMENT	3,369	2,340	5,840	1,720	5,616	6,065
273-5520-032-51-2600	UNEMPLOYMENT	143	158	141	46	182	182
273-5520-032-51-2700	WORKMEN'S COMPENSATION	551	440	841	364	687	742
<b>Total Personnel</b>		<b>110,031</b>	<b>94,003</b>	<b>194,332</b>	<b>71,956</b>	<b>190,738</b>	<b>200,637</b>
273-5520-032-52-1306	PEST CONTROL	60	-	-	-	-	-
273-5520-032-52-2202	R & M - GENERAL(BUILDING)	-	-	-	-	-	-
273-5520-032-52-3103	PROF/GEN/LAW LIAB\INSURAN	536	577	650	662	650	650
<b>Total Services</b>		<b>596</b>	<b>577</b>	<b>650</b>	<b>662</b>	<b>650</b>	<b>650</b>
273-5520-032-53-1101	OFFICE SUPPLIES	-	-	-	-	-	-
273-5520-032-53-1105	CRAFT PROGRAM	6,777	3,198	8,000	928	8,000	8,000
<b>Total Supplies</b>		<b>6,777</b>	<b>3,198</b>	<b>8,000</b>	<b>928</b>	<b>8,000</b>	<b>8,000</b>
<b>Total Capital</b>		-	-	-	-	-	-
<b>Total Other</b>		-	-	-	-	-	-
<b>Total Appropriations</b>		<b>117,403</b>	<b>97,778</b>	<b>202,982</b>	<b>73,546</b>	<b>199,388</b>	<b>209,287</b>

## 273 - Senior Citizens Activity - Revenues

GL Account	GL Name	2021	2022	2023	12/31/22	2024	2024
	PROPERTY TAX, TAVT, & PENALTIES	-	-	-	-	-	-
	LOCAL OPTION SALES TAX (LOST)	-	-	-	-	-	-
	OTHER GENERAL REVENUES	-	-	-	-	-	-
	COMBINED REVENUES PRIOR YEAR	(1,961)	(35,580)	-	73,540	-	-
273-36-1005	INTEREST ON INVESTMENT	7	7	-	6	-	-
273-38-9001	CRAFT PROGRAM REVENUE	5,930	6,457	6,000	-	-	6,000
273-38-9005	MISCELLANEOUS REVENUE	-	-	-	-	-	-
273-39-1100	OPERATING XFER IN FROM GF	-	126,894	-	-	-	-
273-39-1103	OPERATING XFER IN FROM SPECIAL	113,427	-	196,982	-	-	203,287
<b>Total Revenues</b>		<b>117,403</b>	<b>97,778</b>	<b>202,982</b>	<b>73,546</b>	<b>-</b>	<b>209,287</b>
<b>Net Surplus/(Deficit)</b>		<b>-</b>	<b>-</b>	<b>-</b>	<b>-</b>	<b>-</b>	<b>(0)</b>

## 273 - Senior Citizens Activity - Personnel

Title	Full Time Equivalent (FTE)
INSTRUCTOR, SENIOR CENTER	1
NUTRITION AID/INSTRUCTOR	0.5
ACTIVITIES COORDINATOR	1
INSTRUCTOR, SENIOR CENTER	1
<b>Total Personnel</b>	<b>3.5</b>

## 274 - Hospital Indigent - Appropriations

GL Account	GL Name	2021	2022	2023	12/31/22	2024	2024
		-	-	-	-	-	-
<b>Total Personnel</b>		-	-	-	-	-	-
		-	-	-	-	-	-
<b>Total Services</b>		-	-	-	-	-	-
		-	-	-	-	-	-
<b>Total Supplies</b>		-	-	-	-	-	-
		-	-	-	-	-	-
<b>Total Capital</b>		-	-	-	-	-	-
274-5110-274-57-2015	HOSPITAL DISBURSEMENT	3,553,588	3,549,346	3,600,000	-	3,600,000	3,600,000
274-5110-274-57-2016	COVID CRITICAL NEED PAYMENTS	-	692,000	-	-	-	-
274-5110-274-61-1001	OPERATING XFER OUT (GF)	-	-	-	-	-	-
<b>Total Other</b>		3,553,588	4,241,346	3,600,000	-	3,600,000	3,600,000
<b>Total Appropriations</b>		3,553,588	4,241,346	3,600,000	-	3,600,000	3,600,000

## 274 - Hospital Indigent - Revenues

GL Account	GL Name	Actuals 2021	Actuals 2022	Budget 2023	Actuals 12/31/22	Dept Requested 2024	Proposed 2024
	PROPERTY TAX, TAVT, & PENALTIES	-	-	-	-	-	4,411,865
	LOCAL OPTION SALES TAX (LOST)	-	-	-	-	-	-
	OTHER GENERAL REVENUES	-	-	-	-	-	-
	COMBINED REVENUES PRIOR YEAR	3,386,147	4,127,997	4,226,517	(29,794)	-	-
274-35-1110	COURT FINES	166,763	113,251	70,000	29,547	-	100,000
274-36-1005	INTEREST ON INVESTMENT	678	98	1,000	246	-	1,000
274-38-9015	CASH CARRY FORWARD	-	-	(697,517)	-	-	(912,865)
<b>Total Revenues</b>		3,553,588	4,241,346	3,600,000	0	-	3,600,000
<b>Net Surplus/(Deficit)</b>		-	-	-	0	-	(0)

## 274 - Hospital Indigent - Personnel

Title	Full Time Equivalent (FTE)
<i>no personnel</i>	0
<b>Total Personnel</b>	<b>0</b>

## 276 - Hotel/Motel Tax - Appropriations

GL Account	GL Name	Actuals 2021	Actuals 2022	Budget 2023	Actuals 12/31/22	Dept Requested 2024	Proposed 2024
		-	-	-	-	-	-
<b>Total Personnel</b>		-	-	-	-	-	-
		-	-	-	-	-	-
<b>Total Services</b>		-	-	-	-	-	-
		-	-	-	-	-	-
<b>Total Supplies</b>		-	-	-	-	-	-
		-	-	-	-	-	-
<b>Total Capital</b>		-	-	-	-	-	-
276-7520-276-57-2000	HOTEL/MOTEL TAX DISBURSEMENTS	11,908	28,631	15,000	9,973	30,000	30,000
<b>Total Other</b>		11,908	28,631	15,000	9,973	30,000	30,000
<b>Total Appropriations</b>		11,908	28,631	15,000	9,973	30,000	30,000

## 276 - Hotel/Motel Tax - Revenues

GL Account	GL Name	Actuals 2021	Actuals 2022	Budget 2023	Actuals 12/31/22	Dept Requested 2024	Proposed 2024
	PROPERTY TAX, TAVT, & PENALTIES	-	-	-	-	-	-
	LOCAL OPTION SALES TAX (LOST)	-	-	-	-	-	-
	OTHER GENERAL REVENUES	-	-	-	-	-	-
	COMBINED REVENUES PRIOR YEAR	(2,977)	(7,158)	-	(6,663)	-	-
276-31-4100	HOTEL/MOTEL TAX REVENUE	14,885	35,789	15,000	16,636	-	30,000
<b>Total Revenues</b>		11,908	28,631	15,000	9,973	-	30,000
<b>Net Surplus/(Deficit)</b>		-	-	-	-	-	-

## 276 - Hotel/Motel Tax - Personnel

Title	Full Time Equivalent (FTE)
<i>no personnel</i>	0
<b>Total Personnel</b>	<b>0</b>

# 322 - SPLOST 2021 - Appropriations

GL Account	GL Name	2021	2022	2023	12/31/22	2024	2024
		-	-	-	-	-	-
<b>Total Personnel</b>		-	-	-	-	-	-
		-	-	-	-	-	-
<b>Total Services</b>		-	-	-	-	-	-
		-	-	-	-	-	-
<b>Total Supplies</b>		-	-	-	-	-	-
322-1410-322-54-1303	ELECTIONS & REGISTRATION BUILDING	-	-	1,500,000	-	1,499,215	1,499,215
322-1510-322-54-2504	COUNTYWIDE SAFETY, SECURITY, TECH UP	-	-	1,000,000	-	1,000,000	1,000,000
322-1565-322-54-1308	ADMINISTRATION BUILDING	-	-	2,000,000	-	2,000,000	2,000,000
322-1565-322-54-1317	HISTORIC CENTRAL SCHOOL RENOVATION	-	-	-	-	1,000,000	1,000,000
322-2150-322-54-1200	JUDICIAL CENTER PARKING	-	-	600,000	-	600,000	600,000
322-2150-322-54-2503	HISTORIC COURTHOUSE AUDIO & VIDEO	-	-	200,000	-	200,000	200,000
322-2600-322-54-1307	JUVENILE COURT & VICTIM WINTNESS BUUI	-	-	1,300,000	-	1,300,000	1,300,000
322-2600-322-54-1310	JUVENILE JUSTICE BUILDING	-	-	200,000	-	200,000	200,000
322-3310-322-54-1309	SHERIFF OFFICE STORAGE BUILDING	-	-	100,000	-	100,000	100,000
322-3326-322-54-2501	JAIL CAMERA SYSTEM UPGRADE	-	-	200,000	-	-	-
322-3420-322-54-1312	PRISON MAINTENANCE BUILDING	-	-	200,000	-	200,000	200,000
322-3450-322-54-1311	PROBATION SERVICES BUILDING	-	-	200,000	-	200,000	200,000
322-3510-322-54-1315	FIRE STATIONS	-	-	400,000	-	400,000	400,000
322-3601-322-54-1305	EMS STATION - RINCON AREA	-	312,412	600,000	-	600,000	600,000
322-3601-322-54-1306	EMS HEADQUARTERS BUILDING	-	-	900,000	-	900,000	900,000
322-3601-322-54-2200	AMBULANCE REPLACEMENTS	-	-	900,000	77,208	822,792	822,792
322-3700-322-54-2502	CORONER MORGUE EQUIPMENT	-	-	100,000	-	100,000	100,000
322-3800-322-54-1304	EMERGENCY OPS & EMA BUILDING	-	-	1,300,000	-	1,296,692	1,296,692
322-3800-322-54-2500	E911 TECH & INFRASTRUCTURE UPGRADES	-	-	200,000	-	200,000	200,000
322-3910-322-54-1300	ANIMAL SHELTER BUILDING	-	-	1,500,000	-	1,500,000	1,500,000
322-4208-322-54-1400	COURTHOUSE RD SR17 TO MIDLAND	-	-	-	130,203	-	-
322-4208-322-54-1401	SCUFFLETOWN RD	-	-	-	78,410	-	-
322-4208-322-54-1402	LMIG 2023	-	-	-	10,287	3,300,000	2,000,000
322-4441-322-54-1400	WWTP 2.0 MGD	-	-	-	-	20,000,000	20,000,000
322-5460-322-54-1302	SOCIAL SERVICES BUILDING	-	-	1,500,000	-	1,500,000	1,500,000
322-6110-322-54-1201	CEM COMPLEX PHASE 2	-	-	5,000,000	-	5,000,000	5,000,000
322-6110-322-54-1202	PLAYGROUND UPGRADES	-	-	593,500	200,000	350,000	350,000
322-6110-322-54-1313	CEM GYM ADDITIONS	-	-	240,000	-	2,903,308	2,903,308
322-6110-322-54-1314	CLYO COMMUNITY CENTER	-	-	200,000	-	200,000	200,000
322-6110-322-54-1316	PARK IMPROVEMENTS	-	-	-	-	-	-
322-6110-322-54-1318	PINEORA PARK COMPLEX	-	-	-	-	3,542,000	600,000
322-6110-322-54-1319	SANDHILL PARK COMPLEX	-	-	-	-	10,000,000	200,000
322-6110-322-54-2505	PARK MAINTENANCE EQUIPMENT	-	-	-	-	-	-
322-7130-322-54-1301	UGA EXTENSION BUILDING	-	-	1,500,000	-	1,500,000	1,500,000
<b>Total Capital</b>		-	312,412	22,433,500	496,108	62,414,007	48,372,007
322-9000-322-57-1001	SPLOST PAYMENTS TO CITIES	-	-	2,559,288	1,557,479	3,682,161	3,682,161
322-9000-322-58-4000	BOND ISSUANCE COSTS	-	202,290	-	-	-	-
322-9000-322-61-1001	OPERATING XFER OUT (DEBT SERVICE)	-	-	2,761,625	171,561	2,667,461	2,667,461
<b>Total Other</b>		-	202,290	5,320,913	1,729,039	6,349,622	6,349,622
<b>Total Appropriations</b>		-	514,702	27,754,413	2,225,147	68,763,629	54,721,629

## 322 - SPLOST 2021 - Revenues

GL Account	GL Name	Actuals 2021	Actuals 2022	Budget 2023	Actuals 12/31/22	Dept Requested 2024	Proposed 2024
	PROPERTY TAX, TAVT, & PENALTIES	-	-	-	-	-	-
	LOCAL OPTION SALES TAX (LOST)	-	-	-	-	-	-
	OTHER GENERAL REVENUES	-	-	-	-	-	-
	COMBINED REVENUES PRIOR YEAR	-	(14,164,298)	(0)	(5,278,848)	-	-
322-31-3205	SPLOST 2021	-	-	13,074,419	7,445,120	-	17,640,801
322-31-3211	SPLOST FROM EXCISE TAX	-	-	159,994	58,875	-	240,000
322-33-2100	ARPA LOCAL FISCAL RECOVERY FUNDS	-	-	-	-	-	20,000,000
322-39-3100	GO BOND PROCEEDS	-	14,679,000	-	-	-	-
322-36-1005	INTEREST ON INVESTMENT	-	-	1,000	-	-	20,000
322-38-9015	CASH CARRY FORWARD	-	-	14,519,000	-	-	16,820,828
<b>Total Revenues</b>		-	<b>514,702</b>	<b>27,754,413</b>	<b>2,225,147</b>	-	<b>54,721,629</b>
<b>Net Surplus/(Deficit)</b>		-	<b>0</b>	-	-	-	<b>0</b>

## 322 - SPLOST 2021 - Personnel

	Title	Full Time Equivalent (FTE)
	<i>no personnel</i>	<b>0</b>
<b>Total Personnel</b>		<b>0</b>



# 335 - TSPLOST - Appropriations

GL Account	GL Name	Actuals 2021	Actuals 2022	Budget 2023	Actuals 12/31/22	Dept Requested 2024	Proposed 2024
		-	-	-	-	-	-
<b>Total Personnel</b>		-	-	-	-	-	-
		-	-	-	-	-	-
<b>Total Services</b>		-	-	-	-	-	-
		-	-	-	-	-	-
<b>Total Supplies</b>		-	-	-	-	-	-
335-4206-335-52-1209	ENGINEERING SERVICES	7,320	1,000	-	-	-	-
335-4206-335-54-1400	EFFINGHAM PARKWAY	-	5,000,000	-	-	-	-
335-4206-335-54-1401	TSPLOST County Projects	-	6,432	-	-	-	-
335-4206-335-54-1402	MCCALL AND BLUE JAY INTERSECTI	-	1,358,055	357,731	35,410	-	-
335-4206-335-54-1403	RIGHT OF WAY DRAINAGE IMPROVEM	-	56,405	495,000	16,500	400,000	400,000
335-4206-335-54-1404	OLD AUGUSTA RD	-	771,061	725,317	418,783	-	-
335-4206-335-54-1405	COURTHOUSE RD SR17 TO MIDLAND	-	39,751	418,308	869,741	-	-
335-4206-335-54-1406	ARCHER RD	-	12,321	524,170	659,967	-	-
335-4206-335-54-1407	BETHANY RD	-	17,512	1,051,890	329,255	-	-
335-4206-335-54-1408	BIRD RD	-	13,134	515,259	252,413	-	-
335-4206-335-54-1409	CLARK RD	-	11,180	471,108	220,934	-	-
335-4206-335-54-1410	CORINTH CHURCH RD	-	58,606	1,563,043	1,977,960	-	-
335-4206-335-54-1411	FLOYD AVE	-	15,382	595,091	313,210	-	-
335-4206-335-54-1412	OLD DIXIE HWY S	-	12,967	508,623	1,013,561	-	-
335-4206-335-54-1413	WHITAKER RD	-	11,664	461,760	226,407	-	-
335-4206-335-54-1414	TIMBERGATE LN, TRAIL, & DR	-	191,253	-	2,149	-	-
335-4206-335-54-1415	ABERCORN LANDING RD	-	102,378	-	18,436	-	-
335-4206-335-54-1416	BEECHER RD	-	174,542	-	1,020	-	-
335-4206-335-54-1417	EDGEWOOD RD	-	104,586	-	4,959	-	-
335-4206-335-54-1418	GEORGE RD	-	76,519	-	3,117	-	-
335-4206-335-54-1419	HARLEY RD	-	54,560	-	1,069	-	-
335-4206-335-54-1420	KELLY RD	-	48,455	-	1,369	-	-
335-4206-335-54-1421	LONG POND RD	-	152,481	-	8,756	-	-
335-4206-335-54-1422	MOUNT PLEASANT RD	-	11,551	-	629,520	-	-
335-4206-335-54-1423	RAILROAD AVE	-	59	-	-	-	-
335-4206-335-54-1424	RED MAPLE DR	-	39,170	-	4,443	-	-
335-4206-335-54-1425	REISER RD	-	130,008	-	4,909	-	-
335-4206-335-54-1426	ROBIN RD	-	32,841	-	360	-	-
335-4206-335-54-1427	ZETTLER LOOP RD	-	136,970	-	3,093	-	-
335-4206-335-54-1428	WALDHOOR RD	-	118,137	-	25,179	-	-
335-4206-335-54-1429	BLUE JAY TURN LANES @ MIDLAND RD	-	34,226	475,251	7,411	400,000	400,000
335-4206-335-54-1430	COURTHOUSE RD EXT MIDLAND RD INTER:	-	-	200,000	-	200,000	200,000
335-4206-335-54-1431	COURTHOUSE RD @ MCCALL REALIGN INTI	-	13,500	640,950	23,500	550,000	550,000
335-4206-335-54-1432	GOSHEN RD WIDENING FROM SR21 TO HO	-	-	5,673,500	-	5,673,500	5,673,500
335-4206-335-54-1433	HODGEVILLE RD @ BLUE JAY TURN LANES	-	34,226	1,017,211	7,411	920,000	920,000
335-4206-335-54-1434	HODGEVILLE RD @ GOSHEN TURN LANES	-	34,226	529,611	7,411	450,000	450,000
335-4206-335-54-1435	HODGEVILLE RD @ KOLIC HELMEY TURN LA	-	34,226	960,911	7,411	900,000	900,000
335-4206-335-54-1436	KOLIC HELMEY @ SCHOOL TURN LANES	-	240,674	780,011	733,682	-	-
335-4206-335-54-1437	MCCALL RD @ LITTLE MCCALL RD TURN LA	-	34,226	537,911	7,411	500,000	500,000
335-4206-335-54-1438	MIDLAND RD @ HWY 30 TURN LANES	-	34,226	490,251	7,411	430,000	430,000
335-4206-335-54-1440	OLD RIVER RD @ HWY 80 INTERSECTION	-	34,226	937,431	7,411	880,000	880,000
335-4206-335-54-1441	SCUFFLETOWN RD	-	6,185	178,827	466,156	-	-
335-4206-335-54-1442	MILL POND RD	-	311,921	-	10,810	-	-
335-4206-335-54-1443	HODGEVILLE RD RESURFACING	-	-	1,637,000	-	1,500,000	1,500,000
335-4206-335-54-1444	EAST-WEST CORRIDOR	-	-	500,000	-	500,000	500,000
<b>Total Capital</b>		<b>7,320</b>	<b>9,570,840</b>	<b>22,246,165</b>	<b>8,328,546</b>	<b>13,303,500</b>	<b>13,303,500</b>
335-4206-335-57-1000	TSPLOST PAYMENTS TO CITIES	3,569,029	(639,538)	741,574	-	-	-
335-4206-335-58-4000	ISSUANCE COSTS	221,500	-	-	-	-	-
335-4206-335-61-1000	OPERATING XFER OUT (DEBT SERVICE)	-	7,093,808	7,148,864	111,932	7,183,949	7,183,949
<b>Total Other</b>		<b>3,790,529</b>	<b>6,454,271</b>	<b>7,890,438</b>	<b>111,932</b>	<b>7,183,949</b>	<b>7,183,949</b>
<b>Total Appropriations</b>		<b>3,797,849</b>	<b>16,025,111</b>	<b>30,136,602</b>	<b>8,440,478</b>	<b>20,487,449</b>	<b>20,487,449</b>

## 335 - TSPLOST - Revenues

GL Account	GL Name	Actuals 2021	Actuals 2022	Budget 2023	Actuals 12/31/22	Dept Requested 2024	Proposed 2024
	PROPERTY TAX, TAVT, & PENALTIES	-	-	-	-	-	-
	LOCAL OPTION SALES TAX (LOST)	-	-	-	-	-	-
	OTHER GENERAL REVENUES	-	-	-	-	-	-
	COMBINED REVENUES PRIOR YEAR	1,902,276	5,191,354	0	2,594,339	-	-
335-31-3500	TSPLOST	1,895,573	10,833,757	10,164,618	5,846,138	-	13,850,596
322-36-1005	INTEREST ON INVESTMENT	-	-	1,000	-	-	20,000
335-38-9015	CASH CARRY FORWARD	-	-	19,970,985	-	-	6,616,853
<b>Total Revenues</b>		<b>3,797,849</b>	<b>16,025,111</b>	<b>30,136,602</b>	<b>8,440,478</b>	<b>-</b>	<b>20,487,449</b>
<b>Net Surplus/(Deficit)</b>		<b>-</b>	<b>-</b>	<b>-</b>	<b>-</b>	<b>-</b>	<b>-</b>

## 335 -TSPLOST - Personnel

Title	Full Time Equivalent (FTE)
<i>no personnel</i>	<b>0</b>
<b>Total Personnel</b>	<b>0</b>

## 560 - Stormwater - Appropriations

GL Account	GL Name	Actuals 2021	Actuals 2022	Budget 2023	Actuals 12/31/22	Dept Requested 2024	Proposed 2024
		-	-	-	-	-	-
<b>Total Personnel</b>		-	-	-	-	-	-
560-4910-560-52-1101	CONSULTANT	-	-	182,000	124,118	80,000	80,000
560-4910-560-52-3916	BANK CHARGES	-	190	-	64	-	-
<b>Total Services</b>		-	190	182,000	124,182	80,000	80,000
560-4910-560-53-1102	OPERATING SUPPLIES	-	-	-	-	-	-
<b>Total Supplies</b>		-	-	-	-	-	-
560-4910-560-54-3000	MASTER PLAN	-	-	-	-	-	-
<b>Total Capital</b>		-	-	-	-	-	-
		-	-	-	-	-	-
<b>Total Other</b>		-	-	-	-	-	-
<b>Total Appropriations</b>		-	190	182,000	124,182	80,000	80,000

## 560 - Stormwater - Revenues

GL Account	GL Name	Actuals 2021	Actuals 2022	Budget 2023	Actuals 12/31/22	Dept Requested 2024	Proposed 2024
	PROPERTY TAX, TAVT, & PENALTIES	-	-	-	-	-	-
	LOCAL OPTION SALES TAX (LOST)	-	-	-	-	-	-
	OTHER GENERAL REVENUES	-	-	-	-	-	-
	COMBINED REVENUES PRIOR YEAR	-	(38,488)	-	(35,818)	-	-
560-33-4110	CIG Grant	-	-	-	-	-	-
560-39-1000	OPERATING XFER IN (FROM SPECIAL TAX D	-	38,678	182,000	160,000	-	80,000
<b>Total Revenues</b>		-	190	182,000	124,182	-	80,000
<b>Net Surplus/(Deficit)</b>		-	(0)	-	-	-	-

## 560 - Stormwater - Personnel

Title	Full Time Equivalent (FTE)
<i>no personnel</i>	0
<b>Total Personnel</b>	<b>0</b>

## 600 - Self-funded Insurance - Appropriations

GL Account	GL Name	Actuals 2021	Actuals 2022	Budget 2023	Actuals 12/31/22	Dept Requested 2024	Proposed 2024
		-	-	-	-	-	-
<b>Total Personnel</b>		-	-	-	-	-	-
600-1541-600-52-1100	ADMIN FEES	49,849	153,796	-	68,642	-	-
600-1541-600-52-1200	CLAIMS	1,776,451	7,030,211	7,142,431	2,467,003	7,950,660	7,923,736
600-1541-600-52-3100	STOP LOSS INSURANCE	480,958	1,170,432	-	586,488	-	-
600-1541-600-52-3916	BANK CHARGES	55	175	-	66	-	-
<b>Total Services</b>		<b>2,307,313</b>	<b>8,354,614</b>	<b>7,142,431</b>	<b>3,122,198</b>	<b>7,950,660</b>	<b>7,923,736</b>
<b>Total Supplies</b>		-	-	-	-	-	-
<b>Total Capital</b>		-	-	-	-	-	-
<b>Total Other</b>		-	-	-	-	-	-
<b>Total Appropriations</b>		<b>2,307,313</b>	<b>8,354,614</b>	<b>7,142,431</b>	<b>3,122,198</b>	<b>7,950,660</b>	<b>7,923,736</b>

## 600 - Self-funded Insurance - Revenues

GL Account	GL Name	Actuals 2021	Actuals 2022	Budget 2023	Actuals 12/31/22	Dept Requested 2024	Proposed 2024
	PROPERTY TAX, TAVT, & PENALTIES	-	-	-	-	-	-
	LOCAL OPTION SALES TAX (LOST)	-	-	-	-	-	-
	OTHER GENERAL REVENUES	-	-	-	-	-	-
	COMBINED REVENUES PRIOR YEAR	(668,954)	2,540,676	-	217,916	-	-
600-34-1800	ER PAID MAJOR MEDICAL	2,176,211	4,200,336	7,142,431	2,056,485	-	7,923,736
600-34-1810	ER PAID THIRD PARTY ADMINISTRATOR FEI	71,690	180,336	-	111,466	-	-
600-34-1820	ER PAID STOP LOSS INSURANCE	477,623	948,469	-	489,054	-	-
600-34-1830	EE PAID HEALTH INSURANCE	250,742	484,796	-	247,278	-	-
<b>Total Revenues</b>		<b>2,307,313</b>	<b>8,354,614</b>	<b>7,142,431</b>	<b>3,122,198</b>	<b>-</b>	<b>7,923,736</b>
<b>Net Surplus/(Deficit)</b>		<b>-</b>	<b>-</b>	<b>-</b>	<b>-</b>	<b>-</b>	<b>-</b>

## 600 - Self-funded Insurance - Personnel

Title	Full Time Equivalent (FTE)
<i>no personnel</i>	<b>0</b>
<b>Total Personnel</b>	<b>0</b>