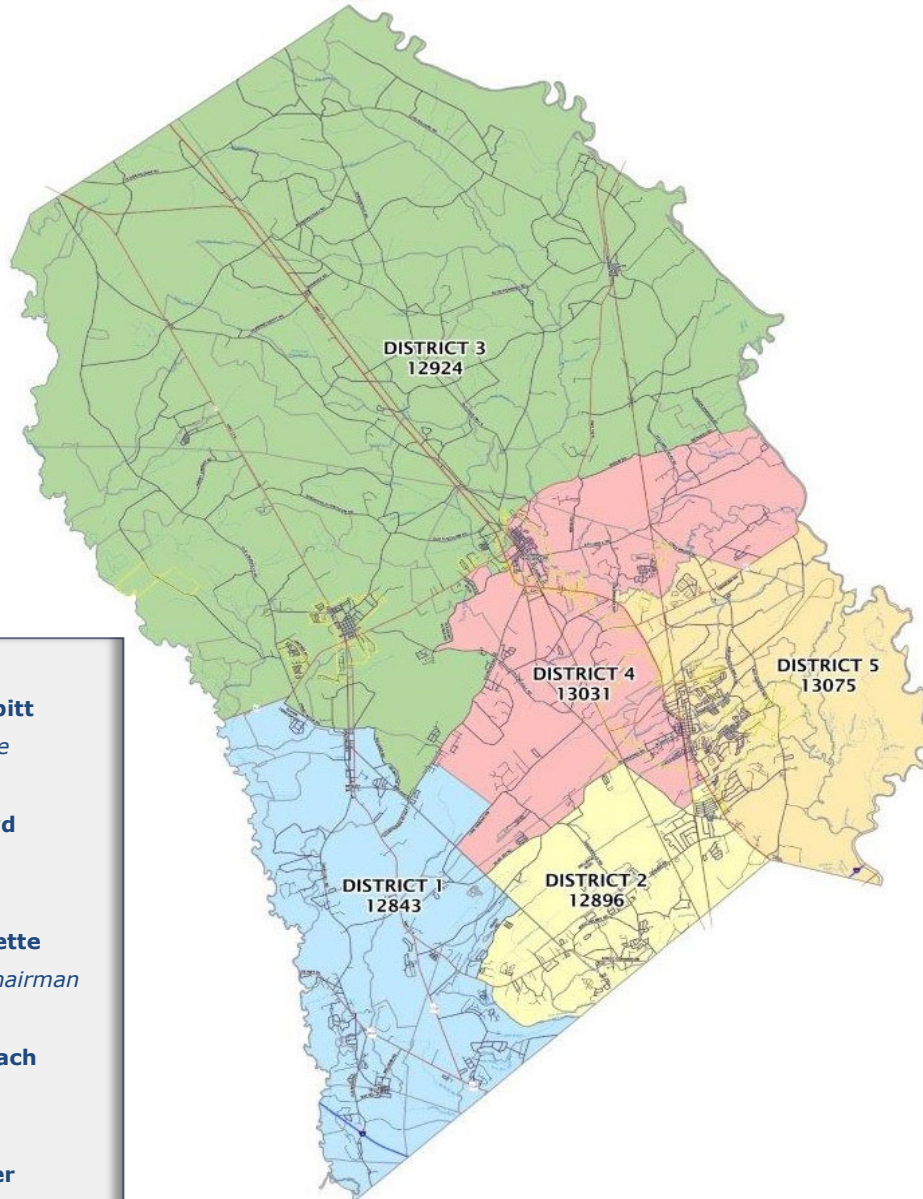




County
Effingham
Georgia
Board of Commissioners



Mr. Wesley Corbitt

Chairman-at-large

Mr. Forrest Floyd

District 1

Mr. Roger Burdette

District 2, Vice Chairman

Mr. Jamie DeLoach

District 3

Mr. Reggie Loper

District 4

Mr. Phil Kieffer

District 5

Tim Callanan

County Manager

Stephanie Johnson

County Clerk

Budget FY 2025

For the fiscal year July 1, 2024 to June 30, 2025

June 4, 2024—First Reading

[This page intentionally left blank.]

**STATE OF GEORGIA
COUNTY OF EFFINGHAM**

FISCAL YEAR 2025 BUDGET ORDINANCE

AN ORDINANCE TO ADOPT THE FISCAL YEAR 2025 BUDGET FOR EACH FUND OF EFFINGHAM COUNTY, GEORGIA, APPROPRIATING THE AMOUNTS SHOWN IN EACH FUND WITHIN SAID BUDGET AS EXPENDITURES/EXPENSES, ADOPTING THE SEVERAL ITEMS OF PROJECTED REVENUE, ESTABLISHING THE LEGAL LEVEL OF CONTROL WITHIN EACH FUND/DEPARTMENT, PROHIBITING EXPENDITURES AND EXPENSES FROM EXCEEDING THE ACTUAL FUNDING AVAILABLE, AUTHORIZING IMPLEMENTATION OF CERTAIN REVENUE FEES, PERSONNEL IMPROVEMENTS, PUBLIC SAFETY IMPROVEMENTS, AND FOR OTHER PURPOSES

WHEREAS, as used in this ordinance, the term:

(1) "Budget" means a plan of financial operation embodying an estimate of proposed expenditures during a budget period and the proposed means of financing them;

(2) "Budget period" means Fiscal Year 2025, more particularly defined as the fiscal year beginning on July 1, 2024 and ending on June 30, 2025;

(3) "Capital projects fund" means a fund used to account for financial resources to be used for the acquisition or construction of major capital facilities other than those financed by resources from proprietary type activities which are accounted for in enterprise funds or those financed with funds held by the local government in a trustee capacity;

(4) "Debt service fund" means a fund used to account for the accumulation of resources for and the payment of general long-term debt principal and interest;

(5) "Department" means a departmental unit for which funding is allocated by the Board of Commissioners of Effingham County, including, but not limited to, departments operated by other elected or appointed officials, such as the Board of Assessors, Board of Equalization, Board of Elections and Registrations, Sheriff, Magistrate Court, Probate Court, State Court, Solicitor General, Superior Court Clerk, and Tax Commissioner.

(6) "Enterprise fund" means a fund used to account for operations that are financed and operated in a manner similar to private business enterprises where the intent of the governing authority is that the costs (meaning expenses, including depreciation) of providing goods and services to the general public on a continuing basis be financed or recovered primarily through user charges or where the governing authority has decided that periodic determination of revenues earned, expenses incurred, or net income is appropriate for capital maintenance, public policy, management control, accountability, or other purposes

(7) "Fiduciary fund" means those trust and agency funds used to account for assets held by a local government in a trustee capacity or as an agent for individuals, private organizations, other governmental units, or other funds;

(8) "Fund" means a fiscal and accounting entity with a self-balancing set of accounts recording cash and other financial resources, together with all related liabilities and residual equities or balances, and changes therein, which is segregated for the purpose of carrying on specific activities or attaining certain objectives in accordance with special regulations, restrictions, or limitations;

(9) "General fund" means the fund used to account for all financial resources except those required to be accounted for in another fund;

(10) "Governing authority" means the Board of Commissioners of Effingham County, Georgia;

(11) "Internal service fund" means a fund used to account for the financing of goods or services provided by one department or agency to other departments or agencies of the governmental unit or to other governmental units on a cost-reimbursement basis;

(12) "Legal level of control" means the lowest level of budgetary detail at which a department head or elected official may not reassign resources without approval of the Board of Commissioners;

(13) "Special revenue fund" means a fund used to account for the proceeds of specific revenue sources, other than those for major capital projects or those held by the government in a trustee capacity, that are legally restricted to expenditure for specified purposes;

(14) All funds are to be setup and financial transactions recorded in accordance with GAAP (Generally Accepted Accounting Principles) and GASB (Governmental Accounting Standards Board, and as prescribed by the State of Georgia Uniform Chart of Accounts. Accounts

WHEREAS, O.C.G.A. § 36-81-2(b)(1) and sound fiscal management practices require the Board of Commissioners to adopt and operate under an annual balanced budget for the general fund, each special revenue fund, and each debt service fund in use by the local government; and

WHEREAS, O.C.G.A. § 36-81-2(b)(2) requires the Board of Commissioners adopt and operate under a project-length balanced budget for each capital projects fund in use by the government in the year that the project initially begins, and further requires that the project-length balanced budget shall appropriate total expenditures for the duration of the capital project; and

WHEREAS, a budget ordinance or resolution is balanced when the sum of estimated revenues and appropriated fund balances is equal to appropriations; and

WHEREAS, the County Manager of Effingham County has presented a proposed Fiscal Year 2025 budget to the Board of Commissioners for each of the several funds for which the Board of Commissioners is responsible, and

WHEREAS, the proposed Fiscal Year 2025 budget is an estimate of the financial requirements at the legal level of control for each fund requiring a budget and provides a

statement of the amount budgeted for anticipated revenues by source and the amount budgeted for expenditures at the legal level of control; and

WHEREAS, the proposed Fiscal Year 2025 budget proposes certain levies and charges to finance expenditures within each fund, and lists the anticipated revenues to be derived therefrom; and

WHEREAS, the proposed Fiscal Year 2025 budget projects that, within each fund, projected revenues including the use of fund balances shall equal proposed expenditures, and is therefore a balanced budget within each such fund; and

WHEREAS, the County Manager has further recommended certain revenue fees, personnel changes and improvements, and public safety improvements, for which funding is included in the several departmental budgets presented herewith, together;

WHEREAS, the County Manager has further recommended that a Legal Level of Control be established within each department's overall total of expenditures;

NOW THEREFORE, BE IT ORDAINED that the proposed Fiscal Year 2025 budget, as presented to the Board on June 4, 2024, and including amendments presented to the Board on June 18, 2024, is adopted and approved as the Fiscal Year 2025 Budget for Effingham County, Georgia. Said budget, which is on file with the Clerk of the Board of Commissioners, is adopted by reference and incorporated herein.

BE IT FURTHER ORDAINED that the several items of revenues, other financial resources, and sources of cash projected to be available as reflected in the Fiscal Year 2025 budget, together with the several amounts allocated for each fund for expenditures or expenses, are hereby approved at the line-item level and appropriated to the departments identified in each fund.

BE IT FURTHER ORDAINED that the legal level of control shall be set at the department level, and expenditures within each department shall not exceed the appropriations authorized by this budget,

BE IT FURTHER ORDAINED that the Board of Commissioners may amend the Fiscal Year 2025 budget so as to adapt to changing governmental needs during the budget period. Amendments shall be made as follows:

- (1) Any increase in appropriation above the legal level of control of the Board of Commissioners, whether accomplished through a change in anticipated revenues in any fund or through a transfer or re-assignment of appropriations, shall require the approval of the Board of Commissioners by ordinance or resolution. Appropriation increases are to be brought before the board at least quarterly. The Manager may effect changes within the personnel budget of one or more departments as long as there is no increase in the amount appropriated by the Board within those departments. The Manager may make changes in percentages of personnel charged between funds, hold positions unfilled and or use emergency hire funding in department 11 to appropriate funds to individual departments funded by the general fund and special funds.
- (2) Transfers of funds between funds and or expenditure appropriations within any fund below the legal level of control established by the Board of Commissioners

and or between county funds shall require only the approval of the Finance Director and County Manager; except that the Sheriff, Tax Commissioner, Magistrate Judge, Probate Court Judge, State Court Judge, Solicitor General, and Superior Court Clerk, as elected officials, may transfer or re-assign appropriations to their department within any expenditure category below the legal level of control upon written notice to the County Manager and Finance Director.

- (3) The Board of Commissioners directs and authorizes the County Manager and the Finance Director to record revenue and expenditures in accordance with Generally Accepted Accounting Principles and the standards of the Governmental Accounting Standards Board, and as prescribed by the State of Georgia Uniform Chart of Accounts, to increase revenue budgets to reflect receipts exceeding those budgeted, and to facilitate the movement of funds for the operation of county government.
- (4) The Board of Commissioners may amend the legal level of control to establish a more detailed level of budgetary control at any time during the budget period by ordinance or resolution.
- (5) The Board of Commissioners directs and authorizes the County Manager and the Finance Director to review and use forfeitures for the reduction of current expense and or repayment of errors.

BE IT FURTHER ORDAINED that no expenditure shall be made from funds appropriated by the Board of Commissioners except in accordance with all federal and state laws and regulations, and ordinances, resolutions, and policies adopted by the Board of Commissioners governing expenditures for capital improvements, goods, supplies, and services.

BE IT FURTHER ORDAINED that the vehicle fleet operated and insured by the County shall not exceed 273 vehicles, unless the Board of Commissioners authorizes the acquisition of vehicles over this limit. Heavy equipment such as motor graders do not count towards the fleet limit set by the Board of Commissioners. Ambulances and fire engines do count towards the fleet limit.

BE IT FURTHER ORDAINED that the personnel count of the Effingham County Board of Commissioners is set at 555.19 full-time equivalents (FTE) and the count shall not exceed this number unless authorized by the Board of Commissioners.

SO ORDAINED by the Effingham County Board of Commissioners this 18th day of June 2024

ATTEST:

Wesley Corbitt, Chairman

ATTEST:

Stephanie Johnson, County Clerk

FIRST READING:

June 4, 2024

SECOND READING:

	Page #
Introduction	
Reader's guide	1
Governmental structure and organization.....	2
Boards, committees, and commissions.....	3
General Fund	
General Fund overview	4
Historic chart data	5
Graphical review of revenue and current projections.....	6
Graphical views of historical expenditures and proposed based on service area.....	7
Graphical view of trends by service area 1	8
Graphical view of trends by service area 2	9
Graphical view prior millage rate.....	10
Graphical view budgeted millage rate.....	11
Capital projects requested and approved.....	12
Historic chart changes in departmental budgets	16
Historic chart changes in departmental personnel budgets	17
General Fund Departmental Detail	
002 District Attorney's Office.....	19
003 Solicitor.....	20
004 Probate Court.....	21
005 Superior Court Clerk.....	22
006 State Court	23
007 Court Services.....	24
008 Board of Elections.....	25
009 Juvenile Court.....	26
010 Magistrate Court.....	27
011 County Commissioners.....	28
012 Tax Assessor.....	29
013 Tax Commissioner.....	30
014 Human Resources.....	31
015 Finance.....	32
016 Prison.....	33
017 Sheriff's Office.....	35
018 Sheriff's Office - Jail.....	37
019 Emergency Medical Services.....	39
020 Effingham Emergency Management Agency.....	41
021 Facilities Maintenance.....	42
022 Animal Shelter.....	43
026 Georgia Division of Family & Children Services.....	44
028 University of Georgia Extension Office.....	45
032 Senior Citizens Congregate Meals.....	46
033 Senior Citizens Home Delivered Meals.....	47
040 Family Connection.....	48
051 Other Agencies.....	49
053 Probation.....	50
058 Coroner.....	51
060 Fleet Maintenance.....	52
062 Inmate Medical.....	53
070 Board of Equalization.....	54
111 County Manager.....	55
117 Sheriff's Office - School Resource Officers.....	56
136 Information Technology.....	57
225 Geographic Information Systems.....	58

	Page #
Special Funds	
Special Funds overview	59
Special Tax District overview.....	60
Historic changes in departmental budgets	61
Historic chart changes in departmental personnel budgets	62
Special Funds Departmental Detail	
001 Special Tax District.....	63
023 Sanitation.....	64
025 Public Works.....	65
029 Recreation & Sports Management.....	66
030 Parks & Landscapes.....	68
035 E-911.....	69
036 Federal Drug.....	70
037 SPLOST 2017 Roads.....	71
038 SPLOST 2017 Buildings.....	72
039 SPLOST 2017 Recreation.....	73
041 SPLOST 2017 Equipment.....	74
042 Debt Service.....	75
047 SPLOST 2017 Drainage.....	76
055 Fire & Rescue.....	77
061 Wastewater Treatment Plant.....	79
065 SPLOST 2017 Technology.....	80
099 SPLOST 2017 Cities.....	81
100 SPLOST 2017 Water & Sewer.....	82
105 Water & Sewer Operating.....	83
106 Water Projects (bonds).....	85
153 Drug Abuse Treatment & Education.....	86
219 Sheriff Special Revenue.....	87
223 Dry Waste & Recycling Center.....	88
230 Juvenile Services.....	89
231 American Rescue Plan Act.....	90
236 State Drug.....	91
240 Jail Construction & Staffing.....	92
245 Prison Commissary.....	93
272 Development Services.....	94
273 Senior Citizens Activity.....	96
274 Hospital Indigent.....	97
276 Hotel/ Motel Tax.....	98
322 SPLOST 2021.....	99
335 TSPLOST 2020.....	101
337 TSPLOST 2023.....	103
560 Stormwater.....	105
600 Self-funded Insurance.....	106

Introduction | 2025

Reader's Guide

This budget describes how the Effingham County Board of Commissioners plans to meet the needs of Effingham County residents and visitors, and provides a funding structure that is fiscally responsible. This budget is designed to allow for the effective management of governmental operations. This budget is presented in five sections:

Introduction

The Introduction provides descriptions of the composition of the County's government through boards, commissions, and committees and their general structure and organization.

General Fund

The General Fund includes budget overview, summaries, and departmental details of each County department funded by the County's General Fund. The General Fund comprises departments that rely on property tax revenue and provide services County-wide without regard to local or municipal boundaries.

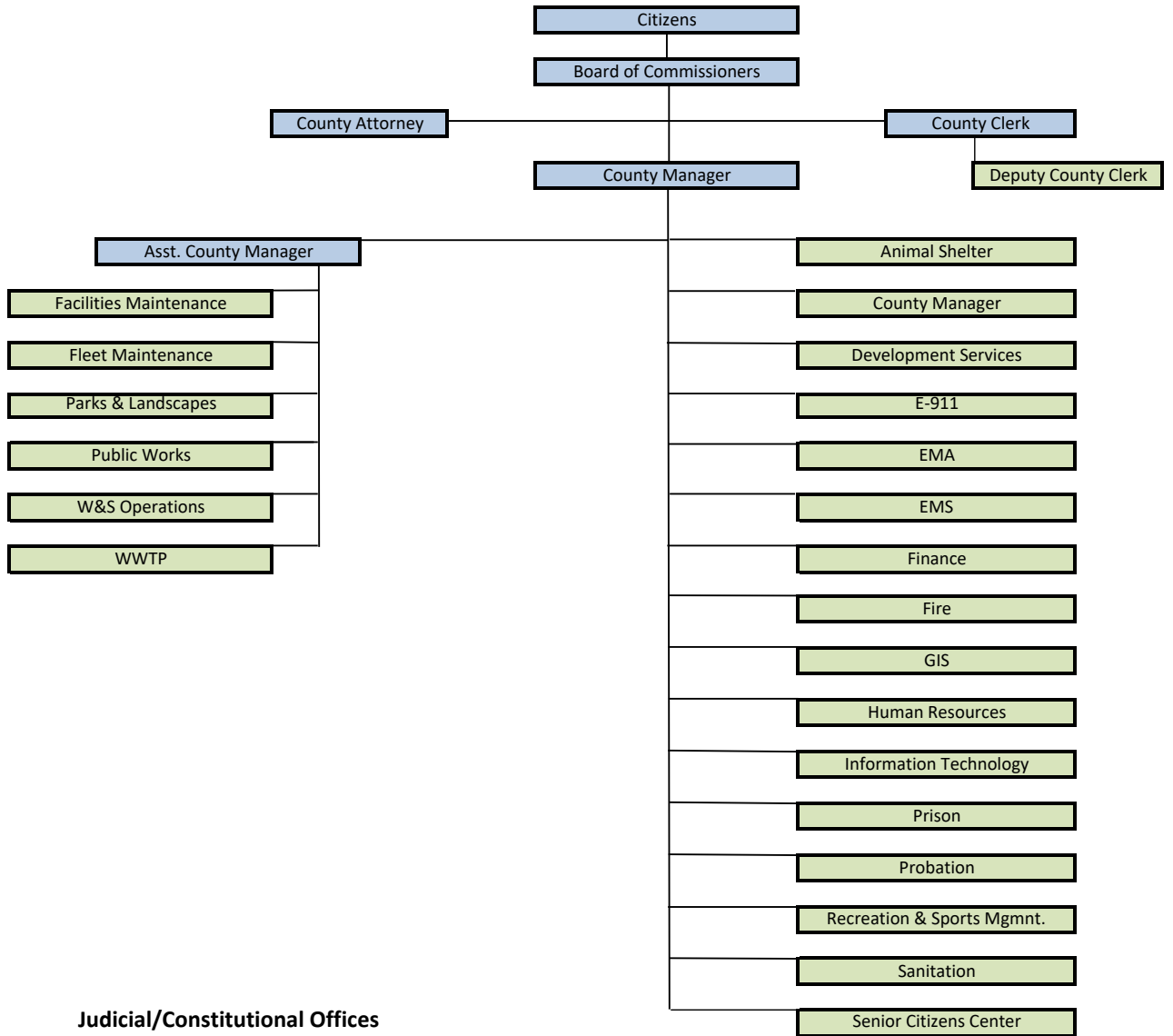
Special Funds

The Special Funds section also includes a budget overview, summary and departmental details of each County department that is funded by a Special Fund. These funds include enterprise funds and/or funds that have revenue that is used to directly provide a special governmental service. These services can be limited to unincorporated citizens only as municipalities may provide a duplicate service, examples include: Sanitation, Development Services, Fire Protection and a host of other such services.

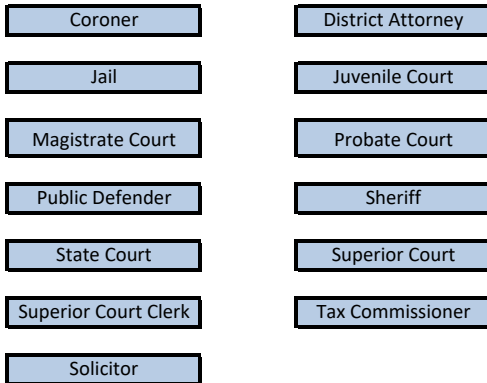
Special Tax District

The Special Tax District includes a budget overview and summary detail for the budgeted allocation of Special Tax District revenue. The Special Tax District is a result of service delivery negotiations and agreements with the cities of Guyton, Rincon, and Springfield.

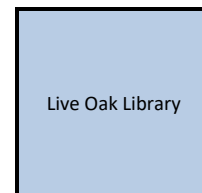



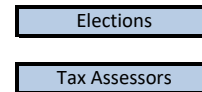
Effingham County Organizational Chart



Judicial/Constitutional Offices



State Designated Boards/Offices



Introduction - Boards & Committees | 2025

Boards, Committees, and Commissions

Aging Services Advisory Council CRC
Board of Elections
Board of Equalizations
Coastal Area District Development Authority
Coastal Georgia Resource Conservation
Communications Commission
Construction Board of Adjustments & Appeals
Department of Family and Children Services
Effingham County Family Connection Board
Gateway Community Services
Health Board
Historic Preservation Advisory Council CRC
Hospital Authority
Industrial Development Authority
Library Board
Middle Coastal Unified Development Authority
Planning Board
Recreation Board
The Savannah Harbor - Interstate 16 Corridor Joint Development Authority
Seacoast Workforce Development Board
South Coastal Regional MHMRSA Board
Southeast Georgia Regional IX EMS Council
Tax Assessor's Board
Transportation Board
Workforce Development Board
Veterans Park Board

Budget Summary							
	FY 2024 Requested	FY 2024 Adopted	FY 2025 Requested	FY 2025 Adopted	Diff 2024 / 2025 Adopted	FY 2025 Diff Request / Adopted	2024 / 2025 % Chg
Expenditures							
Personnel	\$ 30,543,054.42	\$ 31,338,750.73	\$ 33,401,959.34	\$ 32,928,246.16	\$ 1,589,495.44	\$ (473,713.18)	5.07%
Services	\$ 6,219,290.62	\$ 6,317,778.99	\$ 7,737,859.13	\$ 6,908,659.13	\$ 590,880.14	\$ (829,200.00)	9.35%
Supplies	\$ 3,563,385.41	\$ 3,567,635.41	\$ 3,747,337.05	\$ 3,791,231.48	\$ 223,596.07	\$ 43,894.43	6.27%
Capital	\$ 3,164,179.24	\$ 2,930,339.24	\$ 2,290,345.00	\$ 2,161,345.00	\$ (768,994.24)	\$ (129,000.00)	-26.24%
Other	\$ 3,252,936.40	\$ 3,305,434.84	\$ 5,089,391.26	\$ 5,803,644.10	\$ 2,498,209.26	\$ 714,252.84	75.58%
Transfer 911	\$ 402,720.35	\$ 402,720.35	\$ -	\$ -	\$ (402,720.35)	\$ -	-100.00%
Transfer Drywaste Center	\$ 68,000.00	\$ 68,000.00	\$ 69,500.00	\$ 69,500.00	\$ 1,500.00	\$ -	2.21%
Transfer to Capital Fund	\$ -	\$ -	\$ -	\$ -	\$ -	\$ -	0.00%
Total	\$ 47,213,566	\$ 47,930,660	\$ 52,336,392	\$ 51,662,626	\$ 3,731,966	\$ (673,766)	7.79%
	FY 2023 Requested	FY 2023 Adopted	FY 2024 Requested	FY 2024 Adopted	Diff 2023 / 2024 Adopted	Diff 2023 / 2024 Diff Request / Adopted	2023 / 2024 % Chg
Revenues							
Functional Revenues	\$ 8,410,262.90	\$ 8,410,262.90	\$ 8,835,462.99	\$ 8,835,462.99	\$ 425,200.09	\$ -	5.06%
All Prop Tax & Prior	\$ 24,944,663.54	\$ 24,944,663.54	\$ 26,956,061.16	\$ 26,956,061.16	\$ 2,011,397.62	\$ -	8.06%
Lost	\$ 13,042,450.41	\$ 13,042,450.41	\$ 12,061,322.10	\$ 12,061,322.10	\$ (981,128.31)	\$ -	-7.52%
Other Revenues	\$ 2,042,260.00	\$ 2,042,260.00	\$ 2,382,377.00	\$ 2,382,377.00	\$ 340,117.00	\$ -	16.65%
Fund Balance	\$ (508,977.29)	\$ (508,977.29)	\$ 1,427,402.62	\$ 1,427,402.62	\$ 1,936,379.91	\$ -	-380%
Total	\$ 47,930,660	\$ 47,930,660	\$ 51,662,626	\$ 51,662,626	\$ 3,731,966	\$ -	7.79%

Expenditure Overview

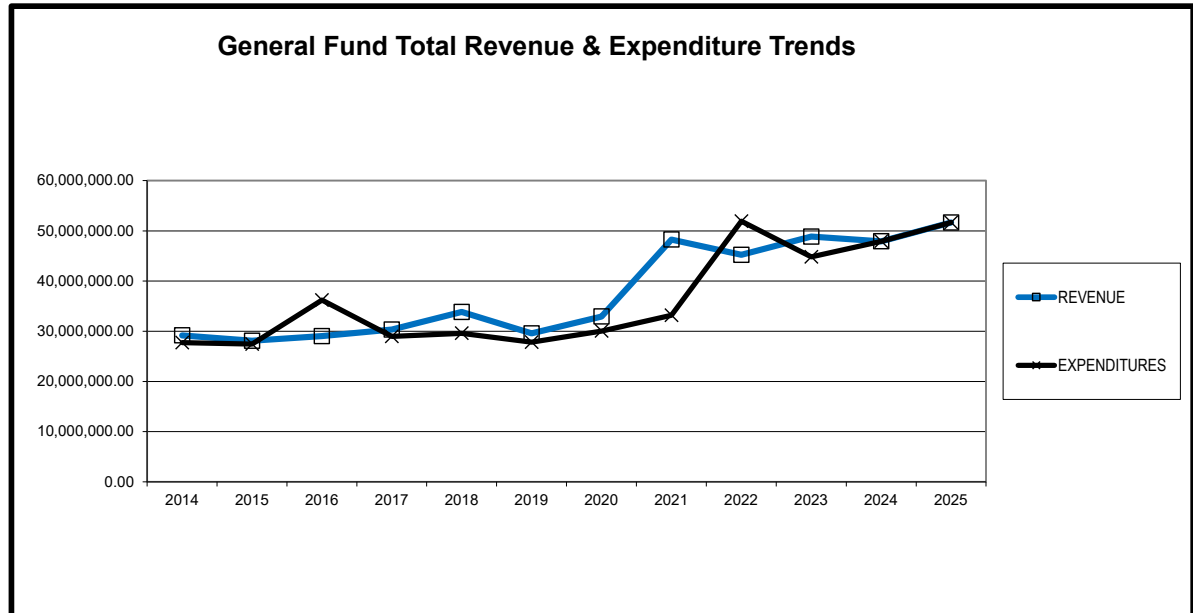
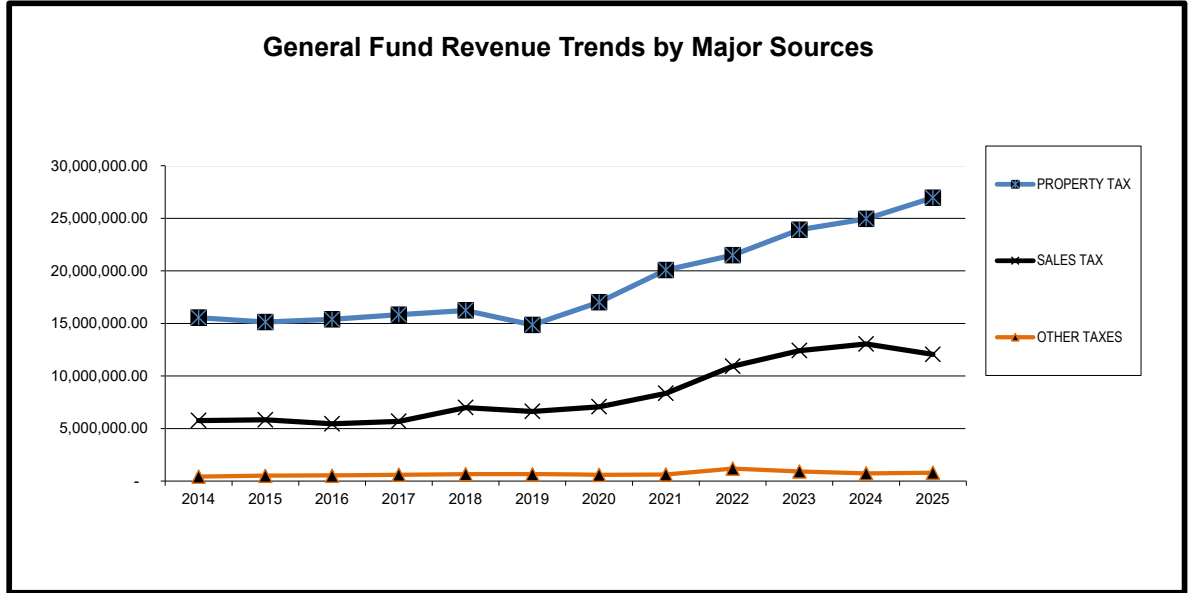
	FY 2020	FY 2021	FY 2022	FY 2023	FY 2024	FY 2025	%
Expenditure	Adopted	Adopted	Adopted	Adopted	Adopted	Adopted	Change
Personnel	\$21,250,319.52	\$21,898,671.69	\$25,557,515.80	\$27,860,440.53	\$31,338,750.73	32,928,246.16	5.07%
Services	\$4,043,320.81	\$4,266,686.50	\$5,096,085.97	\$5,729,934.09	\$6,317,778.99	6,908,659.13	9.35%
Supplies	\$2,671,800.00	\$2,892,825.00	\$3,190,916.00	\$3,390,421.93	\$3,567,635.41	3,791,231.48	6.27%
Capital	\$630,000.00	\$1,215,000.00	\$3,628,443.60	\$5,186,260.00	\$2,930,339.24	2,161,345.00	-26.24%
Other	\$1,326,289.26	\$1,142,892.08	\$2,852,483.24	\$2,855,162.24	\$3,305,434.84	5,803,644.10	75.58%
Transfer 911	\$23,207.46	\$0.00	\$191,013.22	\$352,398.26	\$402,720.35	-	-100.00%
Transfer Drywaste Center	\$66,000.00	\$64,100.00	\$65,490.00	\$67,687.00	\$68,000.00	69,500.00	2.21%
Transfer Capital Fund	\$0.00	\$0.00	\$0.00	\$0.00	\$0.00	\$0.00	n/a
Total	\$30,010,937	\$31,480,175	\$40,581,948	\$45,442,304	\$47,930,660	\$51,662,626	7.79%

Revenue Overview

	FY 2020	FY 2021	FY 2022	FY 2023	FY 2024	FY 2025	%
Revenues	Adopted	Adopted	Adopted	Adopted	Adopted	Adopted	Change
Functional Revenues	\$6,699,387.67	\$7,228,794.03	\$7,559,786.94	\$7,312,358.97	\$ 8,410,262.90	\$ 8,835,462.99	5.06%
Property Tax & Prior PT	\$15,377,446.16	\$16,044,099.72	\$20,613,689.37	\$22,849,172.26	\$ 24,944,663.54	\$ 26,956,061.16	8.06%
Lost	\$6,585,970.55	\$6,157,230.61	\$7,520,999.01	\$10,697,828.34	\$ 13,042,450.41	\$ 12,061,322.10	-7.52%
Other Revenues	\$1,114,768.80	\$1,024,569.76	\$3,806,727.09	\$1,710,811.03	\$ 2,042,260.00	\$ 2,382,377.00	16.65%
Fund Balance	\$233,363.91	\$1,025,481.14	\$1,080,745.41	\$2,872,133.45	\$ (508,977.29)	\$ 1,427,402.62	-380.45%
Total	\$30,010,937	\$31,480,175	\$40,581,948	\$45,442,304	\$47,930,660	\$51,662,626	7.79%

Graphical View - Revenues | 2025

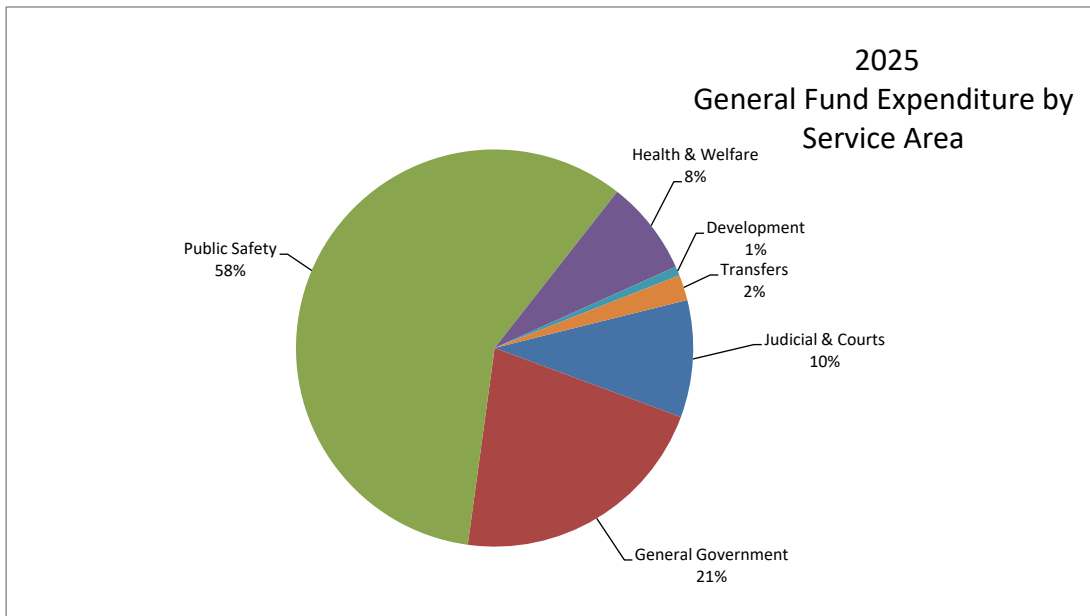
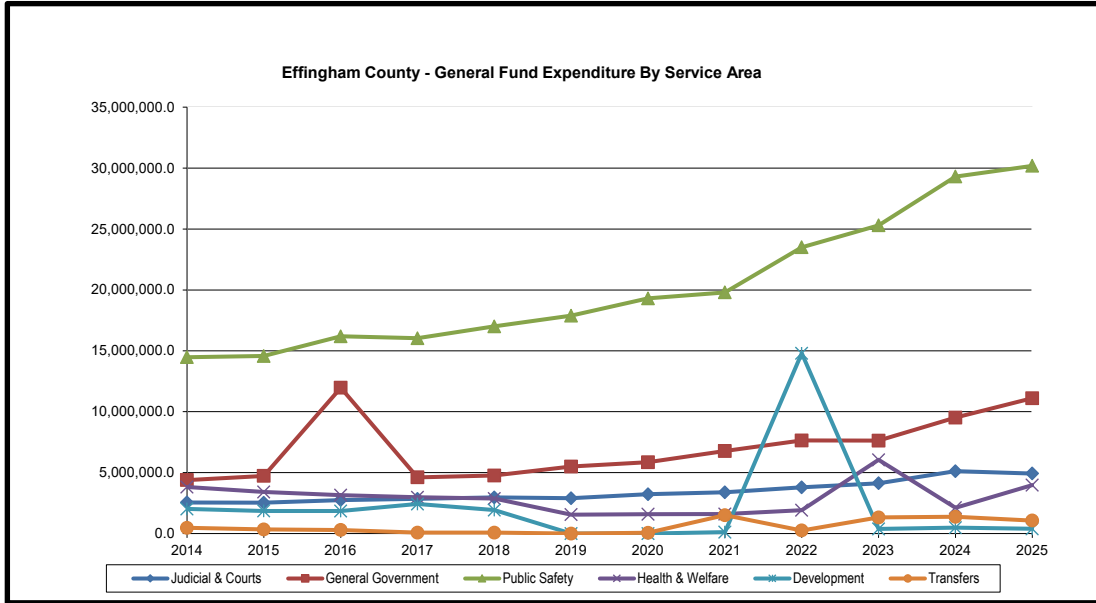
Effingham County Graphical Review of Revenues and Current Projections 2023 and prior are actuals. 2024 and 2025 are budget figures



Graphical View - Service Areas | 2025

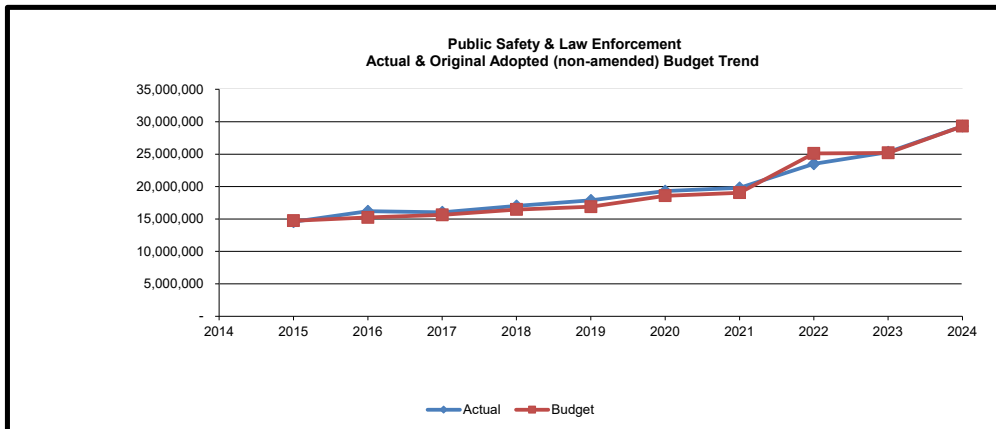
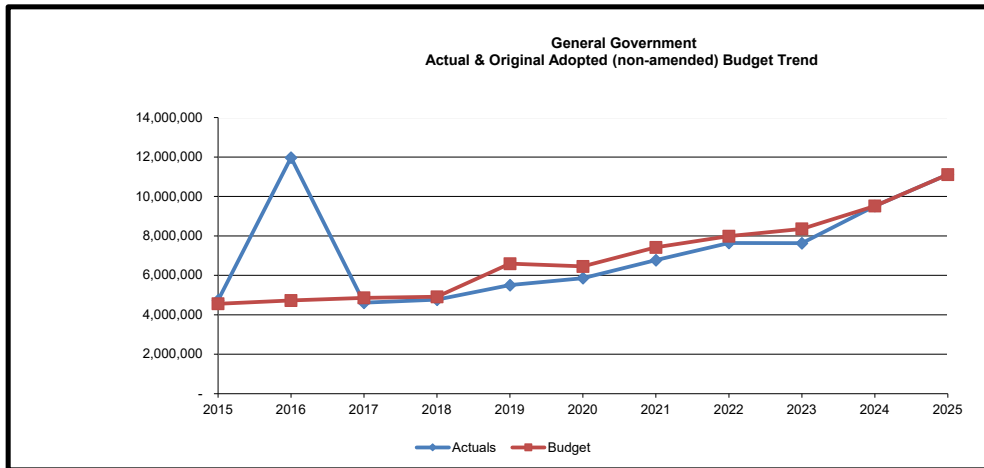
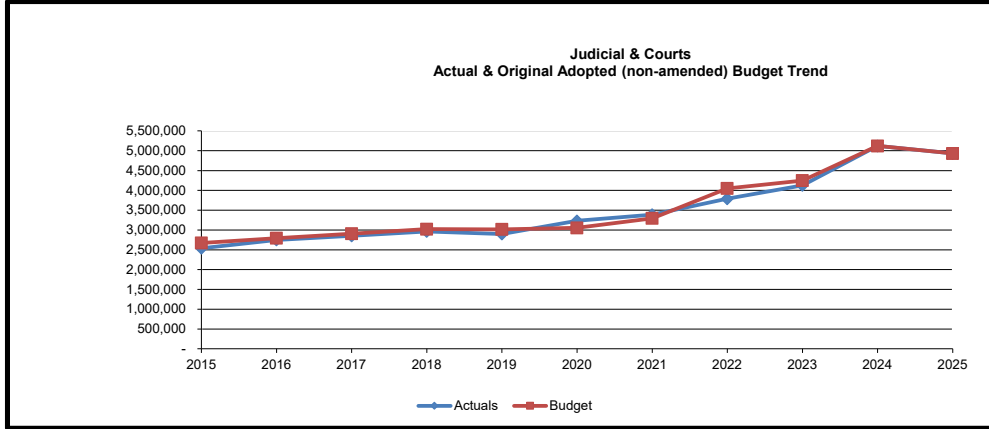
Effingham County Graphical Review of Actual Expenditures & Adopted

2023 and prior are actuals. 2024 and 2025 are budget figures



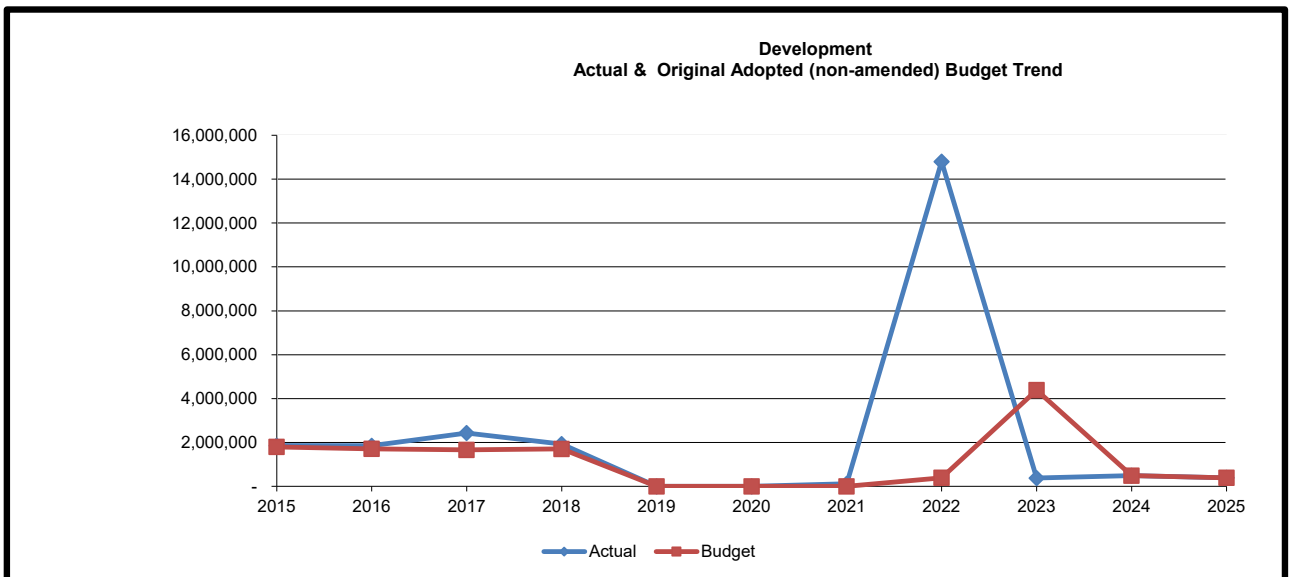
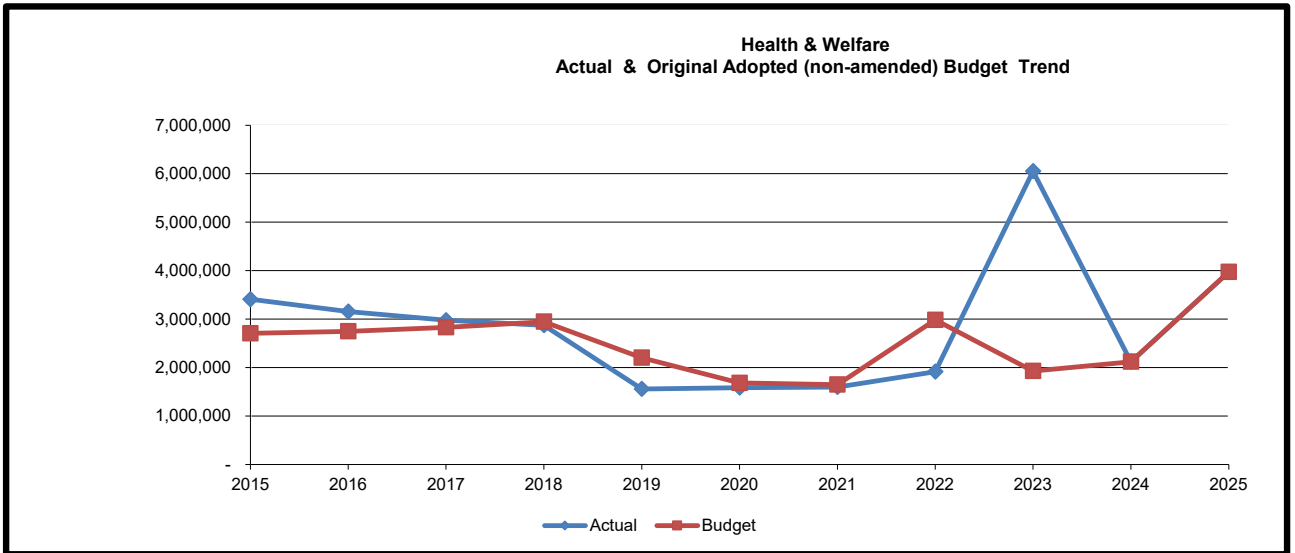
Graphical View - Actual & Budget Trends | 2025

Effingham County Review of General Fund Actual & Budget Trends By Service Area



Graphical View - Actual & Budget Trends | 2025

Effingham County Review of General Fund Actual & Budget Trends By Service Category Continued

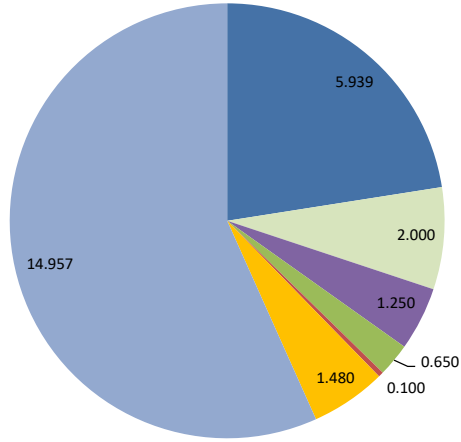


Previous Millage Breakdown

FY 2024 Unincorporated Residents' Millage

County M&O	5.939
Roads	1.250
Recreation	0.650
Parks	0.100
Hospital	1.480
sub total	9.419

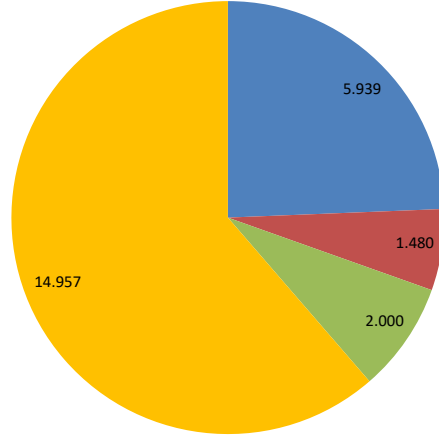
- County M&O
- IDA
- County Roads
- County Recreation
- County Parks
- Hospital
- School M&O



FY 2024 Rincon Residents' Millage

County M&O	5.939
Hospital	1.480
sub total	7.419

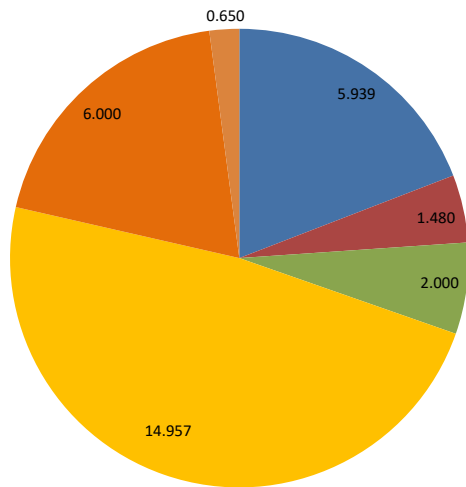
- County M&O
- Hospital
- IDA
- School M&O



FY 2024 Springfield Residents' Millage

County M&O	5.939
Recreation	0.650
Hospital	1.480
sub total	8.069

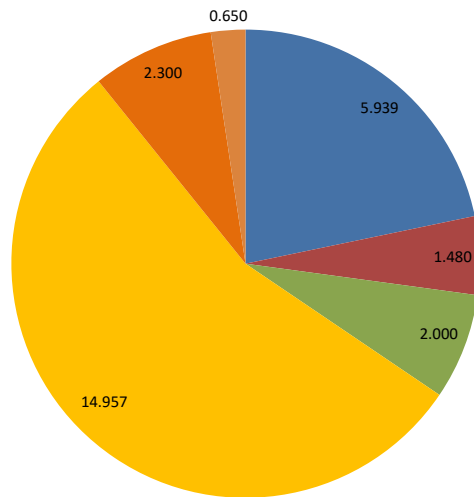
- County M&O
- Hospital
- IDA
- School M&O
- City
- County Recreation



FY 2024 Guyton Residents' Millage

County M&O	5.939
Hospital	1.480
Recreation	0.650
sub total	8.069

- County M&O
- Hospital
- IDA
- School M&O
- City
- County Recreation



FY 2025 Budgeted Millage

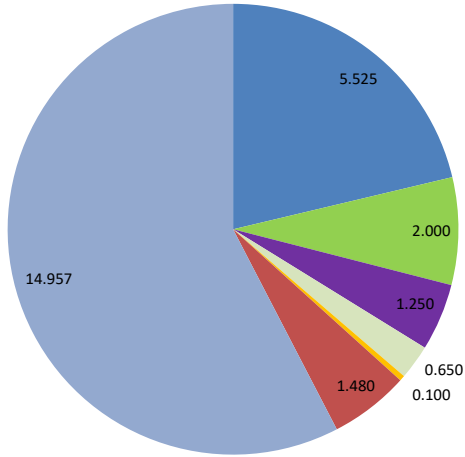
School, Cities, and IDA rates are shown at last year's value

millage rates shown here are estimates used for budget construction, actual millage rates are determined later

FY 2025 Unincorporated Residents' Millage

County M&O	5.525
Roads	1.250
Recreation	0.650
Parks	0.100
Hospital	1.480
sub total	9.005

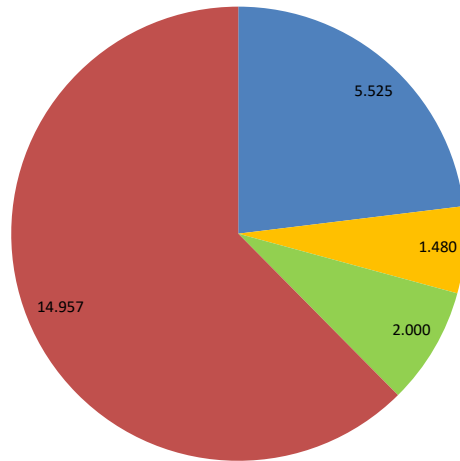
- County M&O
- IDA
- County Roads
- County Recreation
- County Parks
- Hospital
- School M&O



FY 2025 Rincon Residents' Millage

County M&O	5.525
Hospital	1.480
sub total	7.005

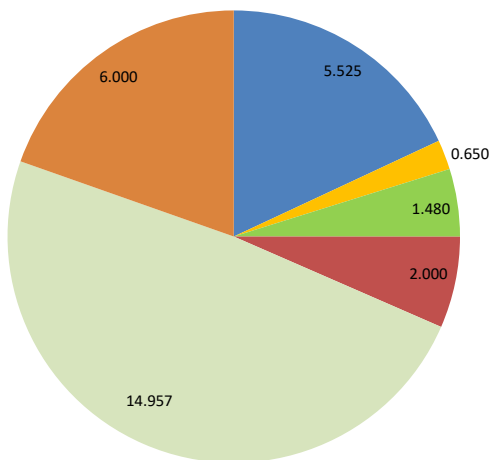
- County M&O
- Hospital
- IDA
- School M&O



FY 2025 Springfield Residents' Millage

County M&O	5.525
County Recreation	0.650
Hospital	1.480
sub total	7.655

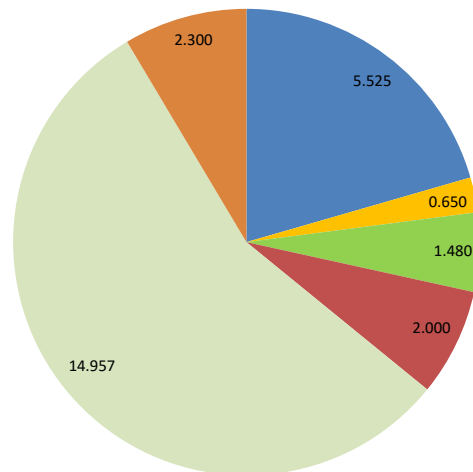
- County M&O
- County Recreation
- Hospital
- IDA
- School M&O
- City



FY 2025 Guyton Residents' Millage

County M&O	5.525
County Recreation	0.650
Hospital	1.480
sub total	7.655

- County M&O
- County Recreation
- Hospital
- IDA
- School M&O
- City



Effingham County FY 2025		Capital Budget Requests				
Dept #	Name	Description	Requested Amt	Budgeted Amt	Funding Source	GL Account
003	Solicitor's Office	Office furniture set	5,000	5,000	General Fund	100-2301-003-54-2501
005	Clerk of Court	Vehicle, 1 new additional SUV	40,000	-	General Fund	100-2150-005-54-9999
008	Elections	ImageCast X Kits - Dominion Voting	87,515	87,515	General Fund	100-1410-008-54-2501
008	Elections	Ballot Catching System - Dominion Voting	6,772	6,772	General Fund	100-1410-008-54-2501
008	Elections	Renovate space for elections and registration offices and storage	1,499,215	1,499,215	SPLOST - 2021 Bond	322-1410-322-54-1303
016	Prison	Utility trailer 5x10, 3 trailers	7,350	7,350	General Fund	100-3420-016-54-2502
016	Prison	Commercial Dishwasher	7,216	7,216	General Fund	100-3420-016-54-9999
016	Prison	Electronic Gate System	10,000	10,000	SPLOST - 2021 Bond	322-1510-322-54-2504
017	Sheriff's Office	Training Building & Magistrate Court complex phase 1	2,400,000	2,400,000	SPLOST - 2021	322-3310-322-54-1318
017	Sheriff's Office	Computer purchases/upgrades	20,000	20,000	General Fund	100-3310-017-54-2502
017	Sheriff's Office	Sheriff's Office storage building	100,000	100,000	SPLOST - 2021	322-3310-322-54-1309
019	EMS	Ambulances, 2 carried over from prior fiscal years	522,792	522,792	General Fund	100-3601-019-54-2201
019	EMS	Ambulances, 3 carried over from prior fiscal years	822,792	822,792	SPLOST - 2021 Bond	322-3601-322-54-2200
019	EMS	Ambulance remounts, 2 remounts	360,000	360,000	SPLOST - 2017	321-3600-041-54-2202
019	EMS	Remodel Site #2 & Site #4	32,000	32,000	General Fund	100-3601-019-54-1210
019	EMS	Furniture & bed replacements, multiple stations	8,000	8,000	General Fund	100-3601-019-54-2502
019	EMS	Laptop & computer upgrades	43,000	43,000	General Fund	100-3601-019-54-2502
019	EMS	Power load systems & kits, 5	144,700	144,700	General Fund	100-3601-019-54-2502
019	EMS	Rincon EMS station	400,000	400,000	SPLOST - 2021 Bond	322-3601-322-54-1305
020	EMA	Emergency operations center and Effingham EMA office	1,831,000	1,831,000	SPLOST - 2021 Bond	322-3800-322-54-1304
021	Facilities Maintenance	Energy Efficiency Upgrades (HVAC, LED lighting)	100,000	100,000	General Fund	100-1565-021-54-2502
021	Facilities Maintenance	Judicial Complex Re-Key	30,000	30,000	General Fund	100-1565-021-54-2502
021	Facilities Maintenance	Administrative complex and parking lot expansion	3,317,000	3,317,000	SPLOST - 2021 Bond	322-1565-322-54-1308
021	Facilities Maintenance	E911 dispatch flooring replacement	15,000	15,000	E911	215-3800-035-54-2502
021	Facilities Maintenance	EMS site #1 flooring replacement	20,000	20,000	General Fund	100-3601-019-54-1210
021	Facilities Maintenance	EMS site #4 bay door replacement	6,500	-	General Fund	100-3601-019-54-2502
021	Facilities Maintenance	Furniture replacement, multiple buildings	575,000	575,000	General Fund	100-1565-021-54-2502
021	Facilities Maintenance	Generator replacement, south communications tower	50,000	50,000	General Fund	100-1565-021-54-2502
021	Facilities Maintenance	Central School renovations	1,000,000	1,000,000	SPLOST - 2021	322-1565-322-54-1316
021	Facilities Maintenance	Renovate space for social services	1,500,000	1,500,000	SPLOST - 2021 Bond	322-5460-322-54-1302
021	Facilities Maintenance	Renovate space for Juvenile Court and Victim Witness services	1,300,000	1,300,000	SPLOST - 2021	322-2600-322-54-1307
021	Facilities Maintenance	Expand judicial parking	543,718	543,718	SPLOST - 2021 Bond	322-2150-322-54-1200
021	Facilities Maintenance	Renovate space for Juvenile Justice services	170,782	170,782	SPLOST - 2021	322-2600-322-54-1310
021	Facilities Maintenance	Historic courthouse audio and video upgrades	200,000	200,000	SPLOST - 2021	322-2150-322-54-2503
021	Facilities Maintenance	Safety, security, and technology upgrades for county-wide services	990,000	990,000	SPLOST - 2021 Bond	322-1510-322-54-2504
022	Animal Shelter	Kennel replacements	25,000	as needed	General Fund	100-3910-022-54-2502
022	Animal Shelter	Commercial washer & dryer	6,000	6,000	General Fund	100-3910-022-54-2502
022	Animal Shelter	Expand and renovate animal shelter	1,500,000	1,500,000	SPLOST - 2021	322-3910-322-54-1300
025	Public Works (Roads)	Equipment trailer	14,000	14,000	Special Tax District	270-4205-025-54-2502
025	Public Works (Roads)	Harrows	3,000	3,000	Special Tax District	270-4205-025-54-2502
025	Public Works (Roads)	Hydroseeder	6,000	6,000	Special Tax District	270-4205-025-54-2502
025	Public Works (Roads)	Wood chipper	40,000	40,000	Special Tax District	270-4205-025-54-2502
025	Public Works (Roads)	Bridge & cross drain repairs/replacements	200,000	200,000	SPLOST - 2017	321-4207-037-54-1415
025	Public Works (Roads)	Vehicles, 2 to replace existing vehicles. 1 reg duty & 1 heavy duty	130,000	130,000	Special Tax District	270-4205-025-54-2201
025	Public Works (Roads)	Self-propelled brush cutting machine	300,000	300,000	Special Tax District	270-4205-025-54-2502
025	Public Works (Roads)	Dump truck	190,000	190,000	Special Tax District	270-4205-025-54-2502

Dept #	Name	Description	Requested Amt	Budgeted Amt	Funding Source	GL Account
025	Public Works (Roads)	Ash Road Repairs Option 1	1,008,000	1,008,000	SPLOST - 2021	322-4208-322-54-1408
025	Public Works (Roads)	Stillwell Bridge	140,000	-	SPLOST - 2017	321-4207-037-54-1415
028	UGA Extension Office	Vehicle, 1 new additional SUV	40,000	40,000	General Fund	100-7130-028-54-2201
028	UGA Extension Office	Building enhancements & storage	35,000	-	General Fund	100-7130-028-54-1210
028	UGA Extension Office	Vehicle, 1 replacement van, 15 passenger	40,000	40,000	General Fund	100-7130-028-54-2201
028	UGA Extension Office	Renovate space for UGA Extension Office and 4-H	1,500,000	1,500,000	SPLOST - 2021	322-7130-322-54-1301
029	Recreation	Recreation offices added to CEM gym	2,069,300	2,069,300	SPLOST - 2021	322-6110-322-54-1313
029	Recreation	Vehicle, 1 new additional	45,000	-	Special Tax District	270-6110-029-54-9999
029	Recreation	Soccer goals	5,760	5,760	Special Tax District	270-6110-029-54-2502
029	Recreation	Storage building at CEM	70,000	-	SPLOST - 2021	322-6110-322-54-1313
029	Recreation	Pitching machines, 5 new	10,000	10,000	Special Tax District	270-4205-025-54-2502
030	Parks and Landscape	Reddick Field repairs - home plate circle, batter area, catcher area, turf	28,000	28,000	Special Tax District	270-6220-030-54-2502
030	Parks and Landscape	Pressure washer trailer	32,000	32,000	Special Tax District	270-6220-030-54-2502
030	Parks and Landscape	Tractor with loader, forks	92,000	-	Special Tax District	270-6220-030-54-2502
030	Parks and Landscape	Trailer for tractor	23,000	-	Special Tax District	270-6220-030-54-2502
030	Parks and Landscape	Zero-turn mowers, 2 replacements	22,000	22,000	Special Tax District	270-6220-030-54-2502
030	Parks and Landscape	Small sprayer	23,000	-	Special Tax District	270-6220-030-54-2502
030	Parks and Landscape	Equipment building at Sandhill Park	50,000	-	Special Tax District	270-6220-030-54-2502
030	Parks and Landscape	CEM offices added to building	60,000	-	Special Tax District	270-4205-025-54-2502
030	Parks and Landscape	Robotic field painter	43,000	-	Special Tax District	270-4205-025-54-2502
030	Parks and Landscape	Park accessories - trash cans, picnic tables, etc	50,000	15,000	Special Tax District	270-4205-025-54-2502
030	Parks and Landscape	Gator - pro model with top dresser, used	35,000	-	Special Tax District	270-4205-025-54-2502
030	Parks and Landscape	CEM add-on storage and wash-down area	35,000	-	Special Tax District	270-4205-025-54-2502
030	Parks and Landscape	Sod cutter	7,500	-	Special Tax District	270-4205-025-54-2502
030	Parks and Landscape	Trailer for landscapers	5,000	5,000	Special Tax District	270-4205-025-54-2502
030	Parks and Landscape	Lightning protection warning system, Sandhill Park	25,000	25,000	SPLOST - 2021	322-6110-322-54-1319
030	Parks and Landscape	Vehicles, 2 new additional for new crew leader positions	90,000	90,000	Special Tax District	270-4205-025-54-9999
030	Parks and Landscape	Tommy Long Landing bathrooms rebuild	300,000	300,000	SPLOST - 2021	322-6110-322-54-1320
030	Parks and Landscape	Clarence E. Morgan Complex phase 2 design	3,000,000	3,000,000	SPLOST - 2021	322-6110-322-54-1201
030	Parks and Landscape	Atlas Park (name pending)	1,900,000	1,900,000	SPLOST - 2017	321-4250-047-54-1000
030	Parks and Landscape	Meldrim Park	250,000	250,000	SPLOST - 2021	322-6110-322-54-1322
030	Parks and Landscape	Hwy 119 park improvements	250,000	250,000	SPLOST - 2021	322-6110-322-54-1203
030	Parks and Landscape	Lights at recreation Hwy 119 complex	300,000	300,000	SPLOST - 2021	322-6110-322-54-1323
030	Parks and Landscape	Clyo Community Center & park	750,000	750,000	SPLOST - 2021	322-6110-322-54-1314
030	Parks and Landscape	Pineora Park	500,000	500,000	SPLOST - 2021	322-6110-322-54-1318
030	Parks and Landscape	Sandhill Park	200,000	200,000	SPLOST - 2021	322-6110-322-54-1319
030	Parks and Landscape	Baker Park	2,500,000	2,500,000	SPLOST - 2021	322-6110-322-54-1324
030	Parks and Landscape	Boat ramp upgrades	800,000	-	Special Tax District	270-4205-025-54-2502
035	E911	E911 technology and infrastructure upgrades	200,000	200,000	SPLOST - 2021	322-3800-322-54-2500
037	SPLOST Roads	Effingham Parkway & roundabouts engineering	2,500,000	2,500,000	SPLOST - 2021	322-4208-322-54-1409
047	SPLOST Drainage	Westwood Heights drainage	1,166,000	1,166,000	SPLOST - 2017	321-4250-047-54-2512
053	Probation	Renovate space for Probation services	152,014	152,014	SPLOST - 2021 Bond	322-3450-322-54-1311
055	FIRE	Honey Ridge temporary fire station relocation	15,000	-	Fire & Rescue	271-3510-055-54-1210
055	FIRE	Turnout gear annual replacement, 40 sets	190,000	190,000	Fire & Rescue	271-3510-055-54-2502
055	FIRE	Ebenezer & Blandford stations rehab	400,000	400,000	Fire & Rescue	271-3510-055-54-1210
055	FIRE	Hose/nozzle/equipment annual replacement	40,000	40,000	Fire & Rescue	271-3510-055-54-2502
055	FIRE	Hazardous materials equipment/special equipment annual replacements	13,500	13,500	Fire & Rescue	271-3510-055-54-2502
055	FIRE	Clyo Fire Station repair/rehab	150,000	150,000	Fire & Rescue	271-3510-055-54-1004

Dept #	Name	Description	Requested Amt	Budgeted Amt	Funding Source	GL Account
055	FIRE	Jaws of Life replacement	65,000	65,000	Fire & Rescue	271-3510-055-54-2502
055	FIRE	Vehicle, 1 new addition, 3/4 ton truck	65,000	-	Fire & Rescue	271-3510-055-54-9999
055	FIRE	Furniture replacement	15,000	-	Fire & Rescue	271-3510-055-54-2502
055	FIRE	Training Center classroom repair	45,000	-	Fire & Rescue	271-3510-055-54-1210
058	Coroner	Morgue trailer, 20-24 body capacity with hoist, generator,& wifi monitoring	106,000	100,000	SPLOST - 2021	322-3700-322-54-2502
061	WWTP	Lab equipment washer	15,000	15,000	WWTP	505-4320-061-54-2501
061	WWTP	Influent sampler refrigerator	10,000	10,000	WWTP	505-4320-061-54-2501
061	WWTP	Pumps, motors, actuators	75,000	75,000	WWTP	505-4320-061-54-2501
061	WWTP	Utility vehicle, Gator-type, used	14,200	11,000	WWTP	505-4320-061-54-2501
061	WWTP	Septage station	135,000	-	WWTP	505-4320-061-54-2501
061	WWTP	New wastewater treatment plant 2.0 MGD	20,000,000	20,000,000	SPLOST - 2021	322-4441-322-54-1400
070	Board of Equalization	iPads	7,500	-	General Fund	100-2900-070-54-2502
105	Water & Sewer	Sanitary force main - Hodgeville to WWTP	6,800,000	6,800,000	ARPA Funds	231-4441-231-54-1403
105	Water & Sewer	Sewer line - Blue Jay Rd	4,000,000	4,000,000	SPLOST - 2021	322-4441-322-54-1401
105	Water & Sewer	Hodgeville lift station upgrades	500,000	500,000	SPLOST - 2017	321-4420-100-54-1411
105	Water & Sewer	Park West upgrades or regional station	3,500,000	2,000,000	SPLOST - 2021	322-4441-322-54-1402
105	Water & Sewer	Lift station repairs	175,000	175,000	SPLOST - 2017	321-4420-100-54-2501
105	Water & Sewer	Well Repairs	80,000	80,000	Water & Sewer	505-4441-105-54-2502
105	Water & Sewer	Sewer collection system repairs	250,000	250,000	Water & Sewer	505-4441-105-54-1407
105	Water & Sewer	Water distribution system repairs	70,000	70,000	Water & Sewer	505-4441-105-54-1406
105	Water & Sewer	Facility Fence Repairs	75,000	75,000	Water & Sewer	505-4441-105-54-2502
105	Water & Sewer	Vehicle, 1 new additional, utility body	65,000	-	Water & Sewer	505-4441-105-54-9999
136	IT	Windows 11 Laptop Refresh	70,000	70,000	General Fund	100-1535-136-54-2503
136	IT	Windows 11 PC Refresh	50,000	50,000	General Fund	100-1535-136-54-2503
136	IT	Monitor Refresh	40,000	40,000	General Fund	100-1535-136-54-2503
136	IT	Network Switch Replacement	115,000	115,000	General Fund	100-1535-136-54-2503
136	IT	Server Infrastructure and Storage Upgrades	110,000	110,000	General Fund	100-1535-136-54-2503
136	IT	2025 PC UPS Refresh	11,000	11,000	General Fund	100-1535-136-54-2503
136	IT	2025 Rack UPS Refresh	20,000	20,000	General Fund	100-1535-136-54-2503
136	IT	Printer Refresh	15,000	as needed	General Fund	100-1535-136-54-2503
322	SPLOST - 2021	Public Works master plan & construction	3,000,000	3,000,000	SPLOST - 2021	322-4208-322-54-1321
322	SPLOST - 2021	Sewer line - Springfield - feasibility study	500,000	500,000	SPLOST - 2021	322-4441-322-54-1403
322	SPLOST - 2021	Transportation master plan	266,000	266,000	SPLOST - 2021	322-4208-322-54-1407
322	SPLOST - 2021	Safe Streets 4 All (SS4A) project	250,000	250,000	SPLOST - 2021	322-4208-322-54-1406
322	SPLOST - 2021	LMIG 2025 estimated contribution	400,000	400,000	SPLOST - 2021	322-4208-322-54-1405
335	TSPLOST - 2020	Gateway Parkway extension design	300,000	300,000	TSPLOST - 2020	335-4206-335-54-1445
335	TSPLOST - 2020	Right of way drainage improvements	348,965	348,965	TSPLOST - 2020	335-4206-335-54-1403
335	TSPLOST - 2020	Corinth Church Rd	100,000	100,000	TSPLOST - 2020	335-4206-335-54-1410
335	TSPLOST - 2020	Blue Jay Turn Lanes @ Midland Road	404,495	404,495	TSPLOST - 2020 bond	335-4206-335-54-1429
335	TSPLOST - 2020	Courthouse Road Ext & Midland Road Intersection	200,000	200,000	TSPLOST - 2020	335-4206-335-54-1430
335	TSPLOST - 2020	Courthouse Road at McCall Realignment of Intersection	408,450	408,450	TSPLOST - 2020 bond	335-4206-335-54-1431
335	TSPLOST - 2020	Goshen Road Widening from SR21 to Hodgeville Road (3.5 miles)	5,492,834	5,492,834	TSPLOST - 2020 bond	335-4206-335-54-1432
335	TSPLOST - 2020	Hodgeville Rd@ Blue Jay turn lanes	946,455	946,455	TSPLOST - 2020 bond	335-4206-335-54-1433
335	TSPLOST - 2020	Hodgeville Rd @ Goshen turn lanes	457,555	457,555	TSPLOST - 2020 bond	335-4206-335-54-1434
335	TSPLOST - 2020	Hodgeville Rd @ Kolic Helmey turn lanes	888,855	888,855	TSPLOST - 2020 bond	335-4206-335-54-1435
335	TSPLOST - 2020	McCall Rd @ Little McCall Rd turn lanes	512,916	512,916	TSPLOST - 2020 bond	335-4206-335-54-1437
335	TSPLOST - 2020	Midland Rd @ Hwy 30 turn lanes	419,495	419,495	TSPLOST - 2020 bond	335-4206-335-54-1438
335	TSPLOST - 2020	Old River Road @ Hwy 80 Intersection	866,675	866,675	TSPLOST - 2020 bond	335-4206-335-54-1440

Dept #	Name	Description	Requested Amt	Budgeted Amt	Funding Source	GL Account
335	TSPLOST - 2020	Hodgeville Road resurfacing from Blue Jay to County limit (4.8 miles)	1,522,435	1,522,435	TSPLOST - 2020 bond	335-4206-335-54-1443
335	TSPLOST - 2020	Effingham East-West Connector Planning:	500,000	500,000	TSPLOST - 2020 bond	335-4206-335-54-1444
337	TSPLOST - 2023	Blue Jay Rd resurfacing	1,300,000	1,300,000	TSPLOST - 2023 bond	337-4209-337-54-1400
337	TSPLOST - 2023	Old River Rd resurfacing	2,000,000	2,000,000	TSPLOST - 2023 bond	337-4209-337-54-1401
337	TSPLOST - 2023	Meldrim Neighborhood resurfacing	1,750,000	1,750,000	TSPLOST - 2023 bond	337-4209-337-54-1402
337	TSPLOST - 2023	Neighborhood resurfacing	1,200,000	1,200,000	TSPLOST - 2023 bond	337-4209-337-54-1403
337	TSPLOST - 2023	Central Ave resurfacing	1,300,000	1,300,000	TSPLOST - 2023 bond	337-4209-337-54-1404
337	TSPLOST - 2023	Conaway Rd resurfacing	175,000	175,000	TSPLOST - 2023 bond	337-4209-337-54-1405
337	TSPLOST - 2023	Holly Dr resurfacing	100,000	100,000	TSPLOST - 2023 bond	337-4209-337-54-1406
337	TSPLOST - 2023	Honey Ridge Rd resurfacing	900,000	900,000	TSPLOST - 2023 bond	337-4209-337-54-1407
337	TSPLOST - 2023	Pine St resurfacing	200,000	200,000	TSPLOST - 2023 bond	337-4209-337-54-1408
337	TSPLOST - 2023	Red Bud Rd resurfacing	75,000	75,000	TSPLOST - 2023 bond	337-4209-337-54-1409
337	TSPLOST - 2023	Roebing Rd resurfacing	800,000	800,000	TSPLOST - 2023 bond	337-4209-337-54-1410
337	TSPLOST - 2023	S Laurel Cir resurfacing	175,000	175,000	TSPLOST - 2023 bond	337-4209-337-54-1411
337	TSPLOST - 2023	Stagecoach Ave resurfacing	150,000	150,000	TSPLOST - 2023 bond	337-4209-337-54-1412
337	TSPLOST - 2023	Wesley Dr resurfacing	75,000	75,000	TSPLOST - 2023 bond	337-4209-337-54-1413
337	TSPLOST - 2023	Zeigler Rd resurfacing	725,000	725,000	TSPLOST - 2023 bond	337-4209-337-54-1414
337	TSPLOST - 2023	Zittrouer Rd resurfacing	1,000,000	1,000,000	TSPLOST - 2023 bond	337-4209-337-54-1415
337	TSPLOST - 2023	Midland Rd resurfacing	300,000	300,000	TSPLOST - 2023 bond	337-4209-337-54-1416
337	TSPLOST - 2023	McCall Rd resurfacing	4,000,000	4,000,000	TSPLOST - 2023 bond	337-4209-337-54-1417
337	TSPLOST - 2023	Blue Jay Rd resurfacing	2,800,000	2,800,000	TSPLOST - 2023 bond	337-4209-337-54-1418
337	TSPLOST - 2023	Goshen Hills Neighborhood resurfacing	1,500,000	1,500,000	TSPLOST - 2023 bond	337-4209-337-54-1419
337	TSPLOST - 2023	Neighborhood resurfacing	2,500,000	2,500,000	TSPLOST - 2023 bond	337-4209-337-54-1420
337	TSPLOST - 2023	Crystal Dr resurfacing	250,000	250,000	TSPLOST - 2023 bond	337-4209-337-54-1421
337	TSPLOST - 2023	Golden Dr resurfacing	325,000	325,000	TSPLOST - 2023 bond	337-4209-337-54-1422
337	TSPLOST - 2023	Stillwell-Clyo Rd resurfacing	2,200,000	2,200,000	TSPLOST - 2023 bond	337-4209-337-54-1423
337	TSPLOST - 2023	Fourth St resurfacing	400,000	400,000	TSPLOST - 2023 bond	337-4209-337-54-1424
337	TSPLOST - 2023	Hunters Chase Neighborhood resurfacing	500,000	500,000	TSPLOST - 2023 bond	337-4209-337-54-1425
337	TSPLOST - 2023	Lower Ferry Rd resurfacing	600,000	600,000	TSPLOST - 2023 bond	337-4209-337-54-1426
337	TSPLOST - 2023	Old Dixie Hwy S resurfacing	1,000,000	1,000,000	TSPLOST - 2023 bond	337-4209-337-54-1427
337	TSPLOST - 2023	Old Louisville Rd resurfacing	2,100,000	2,100,000	TSPLOST - 2023 bond	337-4209-337-54-1428
337	TSPLOST - 2023	Springfield-Egypt Rd resurfacing	3,000,000	3,000,000	TSPLOST - 2023 bond	337-4209-337-54-1429
337	TSPLOST - 2023	Union Springs Road resurfacing	1,300,000	1,300,000	TSPLOST - 2023 bond	337-4209-337-54-1430
337	TSPLOST - 2023	Tuckasee King Rd resurfacing	275,000	275,000	TSPLOST - 2023 bond	337-4209-337-54-1431
337	TSPLOST - 2023	Anza Ln resurfacing	125,000	125,000	TSPLOST - 2023 bond	337-4209-337-54-1432
337	TSPLOST - 2023	Aqueduct Dr resurfacing	100,000	100,000	TSPLOST - 2023 bond	337-4209-337-54-1433
337	TSPLOST - 2023	Benjamin-Gnann Rd resurfacing	1,200,000	1,200,000	TSPLOST - 2023 bond	337-4209-337-54-1434
337	TSPLOST - 2023	Courthouse Rd resurfacing	900,000	900,000	TSPLOST - 2023 bond	337-4209-337-54-1435
337	TSPLOST - 2023	Saratoga Dr resurfacing	100,000	100,000	TSPLOST - 2023 bond	337-4209-337-54-1436
337	TSPLOST - 2023	McCall Rd resurfacing	3,300,000	3,300,000	TSPLOST - 2023 bond	337-4209-337-54-1437
337	TSPLOST - 2023	Blue Jay Rd resurfacing	850,000	850,000	TSPLOST - 2023 bond	337-4209-337-54-1438
337	TSPLOST - 2023	Rahn Station Rd resurfacing	2,000,000	2,000,000	TSPLOST - 2023 bond	337-4209-337-54-1439
337	TSPLOST - 2023	Stillwell-Clyo Rd resurfacing	2,000,000	2,000,000	TSPLOST - 2023 bond	337-4209-337-54-1440
337	TSPLOST - 2023	Greystone Neighborhood resurfacing	850,000	850,000	TSPLOST - 2023 bond	337-4209-337-54-1441
337	TSPLOST - 2023	Neighborhood resurfacing	1,400,000	1,400,000	TSPLOST - 2023 bond	337-4209-337-54-1442
337	TSPLOST - 2023	Barney Rd resurfacing	150,000	150,000	TSPLOST - 2023 bond	337-4209-337-54-1443
337	TSPLOST - 2023	Chimney Rd resurfacing	900,000	900,000	TSPLOST - 2023	337-4209-337-54-1444
337	TSPLOST - 2023	Nellie Rd resurfacing	400,000	400,000	TSPLOST - 2023	337-4209-337-54-1445

Dept #	Name	Description	Requested Amt	Budgeted Amt	Funding Source	GL Account
337	TSPLOST - 2023	Woodland Dr resurfacing	200,000	200,000	TSPLOST - 2023	337-4209-337-54-1446
337	TSPLOST - 2023	Old Augusta/General intersection improvement	1,000,000	1,000,000	TSPLOST - 2023	337-4209-337-54-1447
337	TSPLOST - 2023	Old Augusta/Estes intersection improvement	1,000,000	1,000,000	TSPLOST - 2023	337-4209-337-54-1448
337	TSPLOST - 2023	Old Augusta/Logistics intersection improvement	1,000,000	1,000,000	TSPLOST - 2023	337-4209-337-54-1449
337	TSPLOST - 2023	Old Augusta/CowanNorth intersection improvement	1,000,000	1,000,000	TSPLOST - 2023	337-4209-337-54-1450
337	TSPLOST - 2023	Old Augusta/Chimney Rd intersection improvement	1,000,000	1,000,000	TSPLOST - 2023	337-4209-337-54-1451
337	TSPLOST - 2023	SR 21/Goshen Ext intersection improvement	1,400,000	1,400,000	TSPLOST - 2023	337-4209-337-54-1452
337	TSPLOST - 2023	SR2 I/Commerce intersection improvement	300,000	300,000	TSPLOST - 2023	337-4209-337-54-1453
337	TSPLOST - 2023	Other resurfacing	1,004,000	1,004,000	TSPLOST - 2023	337-4209-337-54-1454
total			153,177,256	149,740,556		

	Original Request	Admin. Recommended
General Fund	2,290,345	2,161,345
American Rescue Plan Act funds	6,800,000	6,800,000
Special Tax District	2,139,260	890,760
E911	15,000	15,000
Fire & Rescue	998,500	858,500
Development Services	-	-
Sanitation	-	-
SPLOST - 2017	4,441,000	4,301,000
SPLOST - 2021	54,115,082	52,539,082
SPLOST - 2021 Bond	11,065,739	11,065,739
TSPLOST - 2020	948,965	948,965
TSPLOST - 2020 bond	12,420,166	12,420,166
TSPLOST - 2023	9,204,000	9,204,000
TSPLOST - 2023 bond	47,950,000	47,950,000
Water Bond	-	-
Water & Sewer	540,000	475,000
WWTP	249,200	111,000
	153,177,256	149,740,556

FISCAL YEAR 2022/2023/2024/2025 GENERAL FUND DEPARTMENT TOTALS

Dept. #	General Fund	Budget FY 2022	Budget FY 2023	Budget FY 2024	Budget FY 2025	Net Change	% Change
002	District Attorney's Office	428,716	513,326	551,825	637,510	85,684	15.5%
003	Solicitor	387,113	359,826	410,664	409,226	(1,438)	-0.4%
004	Probate Court	491,420	535,164	552,354	603,059	50,706	9.2%
005	Superior Court Clerk	733,535	940,324	1,002,117	992,953	(9,164)	-0.9%
006	State Court	330,502	336,764	381,968	369,231	(12,737)	-3.3%
007	Court Services	823,237	622,810	1,179,291	782,306	(396,985)	-33.7%
008	Board of Elections	535,451	588,458	626,301	706,031	79,730	12.7%
009	Juvenile Court	212,648	337,820	347,315	410,751	63,437	18.3%
010	Magistrate Court	644,234	602,097	694,677	726,204	31,526	4.5%
011	County Commissioners	676,461	613,239	683,317	689,079	5,762	0.8%
012	Tax Assessors	1,062,199	1,212,816	1,360,077	1,331,289	(28,788)	-2.1%
013	Tax Commissioner	999,286	973,389	1,021,192	1,014,942	(6,250)	-0.6%
014	Human Resources	530,346	562,126	586,475	628,121	41,645	7.1%
015	Finance	787,626	776,140	800,024	906,952	106,928	13.4%
016	Prison	3,422,232	3,501,804	3,586,326	3,892,781	306,456	8.5%
017	Sheriff's Office	11,213,527	10,227,223	12,121,213	12,520,987	399,774	3.3%
018	Sheriff's Office - Jail	4,312,540	4,712,175	5,064,828	5,023,717	(41,112)	-0.8%
019	Emergency Medical Services	3,730,180	4,212,029	5,422,885	5,734,244	311,359	5.7%
020	Emergency Management Agency	385,631	392,383	395,618	477,687	82,068	20.7%
021	Facilities Maintenance	1,494,264	1,324,559	1,324,001	2,157,510	833,509	63.0%
022	Animal Shelter	315,654	320,426	271,488	322,330	50,842	18.7%
026	Georgia DFACS	71,780	73,200	75,200	75,200	-	0.0%
028	UGA Extension Office	214,589	249,650	258,839	373,894	115,055	44.5%
032	Senior Citizen Congregate Meals	204,869	251,498	342,469	327,973	(14,497)	-4.2%
033	Senior Citizen Home Delivered Meals	135,500	135,350	135,350	142,350	7,000	5.2%
040	Family Connection	50,000	54,500	54,500	52,500	(2,000)	-3.7%
051	Other Agencies	1,468,307	5,589,843	1,731,974	3,077,435	1,345,460	77.7%
053	Probation	280,309	283,635	425,833	-	(425,833)	-100.0%
058	Coroner	119,882	145,831	105,299	108,329	3,030	2.9%
060	Fleet Maintenance	351,525	433,200	363,000	420,200	57,200	15.8%
062	Inmate Medical	628,356	598,356	634,000	775,792	141,792	22.4%
070	Board of Equalization	10,000	17,979	20,583	17,741	(2,842)	-13.8%
111	County Manager	740,639	992,765	1,249,975	1,132,900	(117,076)	-9.4%
117	Sheriff's Office - School Officers	627,802	728,334	1,207,011	1,256,913	49,903	4.1%
136	Information Technology	801,560	864,357	1,484,417	2,106,174	621,757	41.9%
225	Geographic Information Systems	388,537	385,222	484,252	388,816	(95,436)	-19.7%
	Transfer to Landfill	65,490	67,687	68,000	69,500	1,500	2.2%
	Transfer to E911	-	-	-	-	-	0.0%
	Transfer to Special Tax District	906,000	906,000	906,000	1,000,000	94,000	10.4%
		\$ 40,581,948	\$ 45,442,304	\$ 47,930,660	\$ 51,662,626	\$ 3,731,966	7.8%

FISCAL YEAR 2022/2023/2024/2025 GENERAL FUND PERSONNEL TOTALS

Dept. #	General Fund	Budget FY 2022	Budget FY 2023	Budget FY 2024	Budget FY 2025	Net Change	% Change
002	District Attorney's Office	-	-	-	-	-	0.0%
003	Solicitor	348,879	337,659	371,801	364,025	(7,776)	-2.1%
004	Probate Court	451,020	482,614	497,903	546,201	48,298	9.7%
005	Superior Court Clerk	614,655	732,294	836,836	832,289	(4,547)	-0.5%
006	State Court	242,622	248,884	288,138	271,706	(16,433)	-5.7%
007	Court Services	-	-	-	-	-	0.0%
008	Board of Elections	412,048	442,424	472,638	461,321	(11,316)	-2.4%
009	Juvenile Court	129,224	135,396	144,891	147,047	2,157	1.5%
010	Magistrate Court	550,566	546,440	634,137	654,528	20,391	3.2%
011	County Commissioners	472,344	487,239	588,608	592,878	4,270	0.7%
012	Tax Assessors	802,942	970,843	945,343	1,064,637	119,295	12.6%
013	Tax Commissioner	811,016	825,149	861,740	847,883	(13,857)	-1.6%
014	Human Resources	323,204	359,946	388,875	422,078	33,203	8.5%
015	Finance	609,706	601,290	621,675	666,231	44,556	7.2%
016	Prison	2,291,958	2,339,701	2,589,007	2,853,901	264,894	10.2%
017	Sheriff's Office	7,543,284	8,339,150	9,175,200	9,841,109	665,908	7.3%
018	Sheriff's Office - Jail	3,719,725	4,025,535	4,347,256	4,309,409	(37,847)	-0.9%
019	Emergency Medical Services	3,289,981	3,736,585	4,131,137	4,452,598	321,461	7.8%
020	Emergency Management Agency	77,953	82,578	66,356	91,662	25,306	38.1%
021	Facilities Maintenance	449,329	542,971	517,834	588,662	70,829	13.7%
022	Animal Shelter	143,016	158,368	167,445	187,979	20,534	12.3%
026	Georgia DFACS	-	-	-	-	-	0.0%
028	UGA Extension Office	146,682	-	-	-	-	0.0%
032	Senior Citizen Congregate Meals	126,979	155,108	162,650	238,667	76,018	46.7%
033	Senior Citizen Home Delivered Meals	-	-	-	-	-	0.0%
040	Family Connection	-	-	-	-	-	0.0%
051	Other Agencies	-	-	-	-	-	0.0%
053	Probation	257,734	266,687	405,470	-	(405,470)	-100.0%
058	Coroner	10,785	11,296	12,294	18,229	5,935	48.3%
060	Fleet Maintenance	-	-	-	-	-	0.0%
062	Inmate Medical	-	-	-	-	-	0.0%
070	Board of Equalization	-	8,029	8,233	5,391	(2,842)	-34.5%
111	County Manager	445,631	624,743	1,015,300	1,089,785	74,485	7.3%
117	Sheriff's Office - School Officers	597,302	682,684	1,154,911	1,192,213	37,303	3.2%
136	Information Technology	533,655	567,857	677,883	938,060	260,176	38.4%
225	Geographic Information Systems	155,276	148,972	255,192	249,756	(5,436)	-0.02
		\$ 25,557,516	\$ 27,860,441	\$ 31,338,751	\$ 32,928,246	\$ 1,589,495	5.1%

002 - District Attorney's Office - Appropriations

GL Account	GL Name	Actuals 2022	Actuals 2023	Budget 2024	Actuals 12/31/23	Dept Requested 2025	Proposed 2025
		-	-	-	-	-	-
Total Personnel							
100-2200-002-52-1205	BUDGET REQUEST - D.A.	428,716	513,326	551,825	275,913	637,510	637,510
Total Services							
		428,716	513,326	551,825	275,913	637,510	637,510
		-	-	-	-	-	-
Total Supplies							
		-	-	-	-	-	-
		-	-	-	-	-	-
Total Capital							
		-	-	-	-	-	-
		-	-	-	-	-	-
Total Other							
		-	-	-	-	-	-
Total Appropriations							
		428,716	513,326	551,825	275,913	637,510	637,510

002 - District Attorney's Office - Revenues

GL Account	GL Name	Actuals 2022	Actuals 2023	Budget 2024	Actuals 12/31/23	Dept Requested 2025	Proposed 2025
	PROPERTY TAX, TAVT, & PENALTIES	-	-	-	-	-	401,258
	LOCAL OPTION SALES TAX (LOST)	-	-	-	-	-	179,540
	OTHER GENERAL REVENUES	-	-	-	-	-	56,711
	COMBINED REVENUES PRIOR YEAR	389,361	409,000	409,000	204,500	-	-
Total Revenues							
		389,361	409,000	409,000	204,500	-	637,510
Net Surplus/(Deficit)							
		(39,355)	(104,326)	(142,825)	(71,413)	-	-

002 - District Attorney's Office - Personnel

Title	Full Time Equivalent (FTE)
<i>no personnel</i>	0
Total Personnel	
	0

003 - Solicitor - Appropriations

		Actuals	Actuals	Budget	Actuals	Dept Requested	Proposed
GL Account	GL Name	2022	2023	2024	12/31/23	2025	2025
100-2301-003-51-1100	SALARIES	262,272	254,244	279,060	148,111	265,207	244,407
100-2301-003-51-1101	RAISES	-	-	21,870	-	14,324	14,324
100-2301-003-51-1300	OVERTIME	6,113	6,773	-	3,834	-	-
100-2301-003-51-2101	MEDICAL/LIFE INSURANCE	1,331	1,793	1,300	1,060	1,192	1,192
100-2301-003-51-2102	HEALTH INSURANCE	27,305	32,881	29,936	24,204	67,001	67,001
100-2301-003-51-2200	PAYROLL TAXES	20,231	19,727	23,021	11,382	21,384	19,793
100-2301-003-51-2401	RETIREMENT	10,659	13,382	15,723	7,518	18,134	16,615
100-2301-003-51-2600	UNEMPLOYMENT	275	229	228	-	228	228
100-2301-003-51-2700	WORKMENS COMPENSATION	1,418	1,477	662	755	615	466
Total Personnel		329,604	330,506	371,801	196,864	388,084	364,025
100-2301-003-52-1101	CONSULTANT	-	-	-	2,246	-	-
100-2301-003-52-2208	COMPUTER MAINT. AGREEMENTS	-	-	5,800	-	5,800	5,800
100-2301-003-52-2321	OPERATING LEASES/RENTAL COPIER	-	12	-	-	-	-
100-2301-003-52-3102	AUTO,TRK,EQ - INSURANCE	875	2,151	2,200	1,179	2,200	2,200
100-2301-003-52-3103	PROF/GEN/LAW LIAB\INS	1,653	3,390	3,400	2,335	3,400	3,400
100-2301-003-52-3201	TELEPHONE	1,358	1,387	1,400	782	1,400	1,400
100-2301-003-52-3701	PER DIEM & TRAVEL	3,804	2,452	5,000	2,582	5,000	5,000
100-2301-003-52-3705	MEMBERSHIP DUES	578	1,298	1,000	-	1,000	1,000
Total Services		8,267	10,689	18,800	9,124	18,800	18,800
100-2301-003-53-1101	OFFICE SUPPLIES	3,220	5,092	11,000	1,654	11,000	11,000
100-2301-003-53-1104	POSTAGE	-	-	400	13	400	400
100-2301-003-53-1270	GAS & DIESEL FUEL	-	-	-	-	-	1,000
Total Supplies		3,220	5,092	11,400	1,667	11,400	12,400
100-2301-003-54-2201	AUTOS & TRUCKS	106	-	-	-	-	-
100-2301-003-54-2501	OFFICE EQUIPMENT	-	-	-	-	5,000	5,000
100-2301-003-54-9999	LEASED EQUIPMENT	40,156	-	-	-	-	-
Total Capital		40,262	-	-	-	5,000	5,000
100-2301-003-58-1200	CAPITAL LEASE PRINCIPAL	4,230	7,580	8,664	4,501	8,664	9,001
100-2301-003-58-2200	CAPITAL LEASE INTEREST	462	1,381	-	-	-	-
Total Other		4,692	8,961	8,664	4,501	8,664	9,001
Total Appropriations		386,045	355,249	410,664	212,157	431,947	409,226

003 - Solicitor - Revenues

		Actuals	Actuals	Budget	Actuals	Dept Requested	Proposed
GL Account	GL Name	2022	2023	2024	12/31/23	2025	2025
	PROPERTY TAX, TAVT, & PENALTIES	-	-	-	-	-	256,943
	LOCAL OPTION SALES TAX (LOST)	-	-	-	-	-	114,968
	OTHER GENERAL REVENUES	-	-	-	-	-	36,315
	COMBINED REVENUES PRIOR YEAR	385,001	354,864	407,764	211,992	-	-
100-33-4133	INDIGENT DEFENSE	1,045	385	2,900	165	-	1,000
Total Revenues		386,045	355,249	410,664	212,157	-	409,226
Net Surplus/(Deficit)		-	-	-	-	-	0

003 - Solicitor - Personnel

		Title	Full Time Equivalent (FTE)
		ASSISTANT SOLICITOR GENERAL	0.5
		CHIEF COURT ADMINISTRATOR	1
		OFFICE ASSISTANT I	1
		SOLICITOR	1
		STATE COURT INVESTIGATOR	1
Total Personnel			4.5

004 - Probate Court - Appropriations

GL Account	GL Name	Actuals 2022	Actuals 2023	Budget 2024	Actuals 12/31/23	Dept Requested 2025	Proposed 2025
100-2450-004-51-1100	SALARIES	303,025	295,958	313,506	152,510	354,381	340,882
100-2450-004-51-1101	RAISES	26	-	25,081	-	20,453	20,453
100-2450-004-51-1300	OVERTIME	62	69	-	-	-	-
100-2450-004-51-2101	MEDICAL/LIFE INSURANCE	2,664	2,781	1,950	1,272	2,275	2,275
100-2450-004-51-2102	HEALTH INSURANCE	89,702	93,838	111,984	48,070	127,601	127,601
100-2450-004-51-2200	PAYROLL TAXES	21,834	21,254	25,902	11,016	28,675	27,642
100-2450-004-51-2401	RETIREMENT	15,171	17,118	18,370	8,277	27,363	26,377
100-2450-004-51-2600	UNEMPLOYMENT	404	248	365	26	319	319
100-2450-004-51-2700	WORKMEN'S COMPENSATION	884	744	745	335	825	650
Total Personnel		433,773	432,011	497,903	221,506	561,892	546,201
100-2450-004-52-1202	ATTORNEY & PROFESSIONAL SERVIC	450	150	5,000	-	5,000	5,000
100-2450-004-52-2208	COMPUTER MAINT. AGREEMNTS	900	-	5,400	3,150	5,400	5,400
100-2450-004-52-2211	COVID RELATED EXPENSES	-	-	-	-	-	-
100-2450-004-52-2321	OPERATING LEASES/RENTAL COPIER	-	-	-	-	-	-
100-2450-004-52-3103	PROF/GEN/LAW LIAB\INSURAN	2,136	1,644	1,700	1,935	2,000	2,000
100-2450-004-52-3201	TELEPHONE	1,365	1,389	1,400	732	1,500	1,500
100-2450-004-52-3701	PER DIEM & TRAVEL	213	362	1,200	120	2,500	2,500
100-2450-004-52-3702	TRAINING SCHOOLS & SEMINA	2,907	3,139	4,500	464	6,000	6,000
100-2450-004-52-3705	MEMBERSHIP DUES	300	629	1,000	200	1,000	1,000
100-2450-004-52-3801	GUN PERMIT FEES	14,911	8,540	15,000	2,890	9,000	9,000
100-2450-004-52-3901	MEDICAL	-	-	-	-	-	-
Total Services		23,182	15,852	35,200	9,491	32,400	32,400
100-2450-004-53-1101	OFFICE SUPPLIES	10,117	10,267	10,000	3,256	15,000	15,000
100-2450-004-53-1104	POSTAGE	5,554	4,679	5,500	1,843	6,000	6,000
Total Supplies		15,671	14,946	15,500	5,099	21,000	21,000
100-2450-004-54-2502	OTHER EQUIPMENT	-	-	-	-	-	-
100-2450-004-54-3000	SBITA	-	14,715	-	-	-	-
100-2450-004-54-9999	LEASED EQUIPMENT	9,434	-	-	-	-	-
Total Capital		9,434	14,715	-	-	-	-
100-2450-004-58-1200	CAPITAL LEASE PRINCIPAL	3,601	3,572	3,751	1,731	3,751	3,459
100-2450-004-58-1210	SBITA PRINCIPAL	-	5,081	-	-	-	-
100-2450-004-58-2200	CAPITAL LEASE INTEREST	150	105	-	-	-	-
100-2450-004-58-2210	SBITA INTEREST	-	319	-	-	-	-
Total Other		3,751	9,078	3,751	1,731	3,751	3,459
Total Appropriations		485,811	486,601	552,354	237,827	619,043	603,059

004 - Probate Court - Revenues

GL Account	GL Name	Actuals 2022	Actuals 2023	Budget 2024	Actuals 12/31/23	Dept Requested 2025	Proposed 2025
	PROPERTY TAX, TAVT, & PENALTIES	-	-	-	-	-	258,727
	LOCAL OPTION SALES TAX (LOST)	-	-	-	-	-	115,766
	OTHER GENERAL REVENUES	-	-	-	-	-	36,567
	COMBINED REVENUES PRIOR YEAR	235,151	269,476	302,354	181,551	-	-
100-35-1150	PROBATE JUDGE	250,660	217,125	250,000	56,276	-	192,000
Total Revenues		485,811	486,601	552,354	237,827	-	603,059
Net Surplus/(Deficit)		-	-	-	-	-	(0)

004 - Probate Court - Personnel

Title	Full Time Equivalent (FTE)
CHIEF CLERK - ASSOCIATE JUDGE	1
DEPUTY CLERK	5
PROBATE JUDGE	1
Total Personnel	7

005 - Superior Court Clerk - Appropriations

GL Account	GL Name	2022	2023	2024	12/31/23	2025	2025
100-2150-005-51-1100	SALARIES	411,310	465,874	523,260	273,746	579,558	528,681
100-2150-005-51-1101	RAISES	-	-	41,861	-	33,905	31,721
100-2150-005-51-1300	OVERTIME	2,404	14,111	-	16,174	-	-
100-2150-005-51-2101	MEDICAL/LIFE INSURANCE	3,297	3,882	3,900	2,094	3,900	3,575
100-2150-005-51-2102	HEALTH INSURANCE	118,330	118,680	190,893	74,862	202,528	184,299
100-2150-005-51-2200	PAYROLL TAXES	30,464	35,679	43,232	21,299	46,930	42,871
100-2150-005-51-2401	RETIREMENT	18,265	22,074	31,855	13,619	43,377	39,541
100-2150-005-51-2600	UNEMPLOYMENT	550	560	593	43	638	593
100-2150-005-51-2700	WORKMEN'S COMPENSATION	1,699	1,663	1,243	875	1,350	1,009
Total Personnel		586,318	662,522	836,836	402,711	912,185	832,289
100-2150-005-52-1303	COMPUTER SERVICES	951	-	8,700	-	8,700	8,700
100-2150-005-52-1304	REALESTATE INDEXING RECORDS	-	-	-	-	-	-
100-2150-005-52-2208	COMPUTER MAINT. AGREEMNTS	53,120	60,826	75,000	32,128	75,000	75,000
100-2150-005-52-2211	COVID RELATED EXPENSES	-	-	-	-	-	-
100-2150-005-52-2321	OPERATING LEASES/RENTAL COPIER	-	150	5,700	-	5,700	-
100-2150-005-52-3102	AUTO,TRK,EQ - INSURANCE	-	-	-	-	-	-
100-2150-005-52-3103	PROF/GEN/LAW LIAB\INSURAN	3,161	2,494	3,200	3,253	3,300	3,300
100-2150-005-52-3201	TELEPHONE	3,847	5,578	6,400	3,199	6,400	6,400
100-2150-005-52-3301	ADVERTISEMENT	100	-	-	-	500	500
100-2150-005-52-3500	AUTO ALLOWANCE	-	-	-	-	-	-
100-2150-005-52-3701	PER DIEM & TRAVEL	6,441	10,007	9,000	4,571	9,000	9,000
100-2150-005-52-3702	TRAINING SCHOOLS & SEMINA	322	746	7,000	53	7,000	7,000
100-2150-005-52-3705	MEMBERSHIP DUES	1,624	2,427	2,400	-	2,400	2,400
100-2150-005-52-3912	DOCUMENT SHREDDING	1,422	1,716	1,450	855	1,450	1,450
100-2150-005-52-3916	BANK CHARGES	278	274	200	-	200	200
Total Services		71,267	84,219	119,050	44,059	119,650	113,950
100-2150-005-53-1101	OFFICE SUPPLIES	25,704	35,542	24,000	21,690	24,000	20,800
100-2150-005-53-1102	OPERATING SUPPLIES	-	-	-	-	-	3,200
100-2150-005-53-1104	POSTAGE	5,422	3,259	5,500	3,172	5,500	5,500
100-2150-005-53-1117	COMPUTERS	-	-	500	-	500	500
100-2150-005-53-1270	GAS & DIESEL FUEL	1,842	1,061	1,000	542	1,000	1,000
Total Supplies		32,968	39,862	31,000	25,405	31,000	31,000
100-2150-005-54-2501	OFFICE EQUIPMENT	-	-	-	5,017	-	-
100-2150-005-54-9999	LEASED EQUIPMENT	13,071	49,271	-	-	40,000	-
Total Capital		13,071	49,271	-	5,017	40,000	-
100-2150-005-58-1200	CAPITAL LEASE PRINCIPAL	4,989	13,376	15,231	2,849	15,231	15,714
100-2150-005-58-2200	CAPITAL LEASE INTEREST	208	1,139	-	-	-	-
Total Other		5,197	14,515	15,231	2,849	15,231	15,714
Total Appropriations		708,821	850,389	1,002,117	480,041	1,118,066	992,953

005 - Superior Court Clerk - Revenues

GL Account	GL Name	Actuals 2022	Actuals 2023	Budget 2024	Actuals 12/31/23	Dept Requested 2025	Proposed 2025
	PROPERTY TAX, TAVT, & PENALTIES	-	-	-	-	-	35,847
	LOCAL OPTION SALES TAX (LOST)	-	-	-	-	-	16,040
	OTHER GENERAL REVENUES	-	-	-	-	-	5,066
	COMBINED REVENUES PRIOR YEAR	(708,998)	(248,414)	82,117	124,978	-	-
100-34-1200	RECORDING	895,980	585,765	500,000	173,526	-	456,000
100-34-1400	COPIES	-	-	-	-	-	-
100-35-1110	SUPERIOR COURT FINES	521,840	513,039	420,000	181,536	-	480,000
Total Revenues		708,821	850,389	1,002,117	480,041	-	992,953
Net Surplus/(Deficit)		-	-	-	-	-	(0)

005 - Superior Court Clerk - Personnel

Title	Full Time Equivalent (FTE)
CLERK OF COURTS	1
CHIEF DEPUTY CLERK	1
ACCOUNTANT	1
DEPUTY CLERK	8.5
SENIOR DEPUTY CLERK	1
Total Personnel	12.5

006 - State Court - Appropriations

GL Account	GL Name	2022	2023	2024	12/31/23	2025	2025
100-2300-006-51-1100	SALARIES	127,072	185,060	191,592	97,426	192,526	192,526
100-2300-006-51-1101	RAISES	-	-	14,822	-	11,173	11,173
100-2300-006-51-1300	OVERTIME	-	-	-	-	-	-
100-2300-006-51-2101	MEDICAL/LIFE INSURANCE	1,118	1,559	650	781	650	650
100-2300-006-51-2102	HEALTH INSURANCE	23,781	41,116	52,353	23,819	36,458	36,458
100-2300-006-51-2200	PAYROLL TAXES	9,216	13,446	15,791	7,059	15,583	15,583
100-2300-006-51-2401	RETIREMENT	7,570	5,735	12,385	3,927	14,870	14,870
100-2300-006-51-2600	UNEMPLOYMENT	61	213	91	-	91	91
100-2300-006-51-2700	WORKMEN'S COMPENSATION	383	162	454	76	434	355
Total Personnel		169,202	247,292	288,138	133,088	271,785	271,706
100-2300-006-52-1101	CONSULTANT	-	-	-	-	-	-
100-2300-006-52-1202	ATTORNEY & PROFESSIONAL SERVIC	13,938	-	-	-	-	-
100-2300-006-52-1203	PUBLIC DEFENDERS	300	742	2,000	130	2,000	2,000
100-2300-006-52-1203-1	PUBLIC DEFENDER CONTRACT	46,800	48,358	49,200	20,831	49,200	49,200
100-2300-006-52-2208	COMPUTER MAINT. AGREEMENTS	-	-	-	-	-	-
100-2300-006-52-2321	OPERATING LEASES/RENTAL COPIER	-	-	540	-	-	-
100-2300-006-52-3103	PROF/GEN/LAW LIAB\INSURAN	1,149	848	900	1,120	1,200	1,200
100-2300-006-52-3201	TELEPHONE	1,511	1,387	1,350	782	1,350	1,350
100-2300-006-52-3602	JURY FEES	1,560	4,354	3,000	260	5,000	4,000
100-2300-006-52-3603	RECORDERS FEES	13,326	25,770	30,000	7,917	30,000	30,000
100-2300-006-52-3604	COURT WITNESS FEES	-	-	300	-	300	300
100-2300-006-52-3701	PER DIEM & TRAVEL	527	595	1,000	-	1,500	1,500
100-2300-006-52-3702	TRAINING SCHOOLS & SEMINA	-	2,425	1,100	1,984	3,500	3,500
100-2300-006-52-3605	INTERPRETERS	850	150	1,000	-	1,000	1,000
100-2300-006-52-3705	MEMBERSHIP DUES	468	653	500	100	500	500
Total Services		80,429	85,282	90,890	33,124	95,550	94,550
100-2300-006-53-1101	OFFICE SUPPLIES	2,418	2,148	2,000	423	2,000	2,000
100-2300-006-53-1270	GAS & DIESEL FUEL	-	978	400	137	400	400
Total Supplies		2,418	3,126	2,400	560	2,400	2,400
100-2300-006-54-9999	LEASED EQUIPMENT	1,358	-	-	-	-	-
Total Capital		1,358	-	-	-	-	-
100-2300-006-58-1200	CAPITAL LEASE PRINCIPAL	518	533	540	289	540	575
100-2300-006-58-2200	CAPITAL LEASE INTEREST	22	16	-	-	-	-
Total Other		540	549	540	289	540	575
Total Appropriations		253,947	336,248	381,968	167,061	370,275	369,231

006 - State Court - Revenues

GL Account	GL Name	2022	2023	2024	12/31/23	2025	2025
	PROPERTY TAX, TAVT, & PENALTIES	-	-	-	-	-	-
	LOCAL OPTION SALES TAX (LOST)	-	-	-	-	-	-
	OTHER GENERAL REVENUES	-	-	-	-	-	-
	COMBINED REVENUES PRIOR YEAR	(178,075)	(180,347)	1,968	(82,032)	-	-
100-35-1120	STATE COURT FINES	432,022	516,595	380,000	249,092	-	369,231
Total Revenues		253,947	336,248	381,968	167,061	-	369,231
Net Surplus/(Deficit)		-	-	-	-	-	-

006 - State Court - Personnel

Title	Full Time Equivalent (FTE)
STATE COURT ADMINISTRATOR	1
STATE COURT JUDGE	1
Total Personnel	2

007 - Court Services - Appropriations

		Actuals	Actuals	Budget	Actuals	Dept Requested	Proposed
GL Account	GL Name	2022	2023	2024	12/31/23	2025	2025
100-2150-007-51-1100	SALARIES	-	-	-	-	-	-
100-2150-007-51-1213	OGEECHEE JC DRUG COURT GRANT	-	-	-	-	-	-
100-2150-007-51-1300	OVERTIME	-	-	-	-	-	-
100-2150-007-51-2101	MEDICAL/LIFE INSURANCE	-	-	-	-	-	-
100-2150-007-51-2102	HEALTH INSURANCE	-	-	-	-	-	-
100-2150-007-51-2200	PAYROLL TAXES	-	-	-	-	-	-
100-2150-007-51-2401	RETIREMENT	-	-	-	-	-	-
100-2150-007-51-2600	UNEMPLOYMENT	-	-	-	-	-	-
100-2150-007-51-2700	WORKMEN'S COMPENSATION	-	-	-	-	-	-
Total Personnel		-	-	-	-	-	-
100-2150-007-52-1203	PUBLIC DEFENDERS	63,377	72,331	70,000	536	70,000	70,000
100-2150-007-52-1203-1	PUBLIC DEFENDER CONTRACT	298,437	242,820	302,031	151,884	391,046	391,046
100-2150-007-52-1204	Cont.Agreement For serv-BUDGET	143,572	170,925	145,000	101,533	145,000	145,000
100-2150-007-52-3201	TELEPHONE	4,284	4,357	4,260	2,425	4,260	4,260
100-2150-007-52-3602	JURY FEES	36,264	61,953	25,000	40,691	60,000	60,000
100-2150-007-52-3604	COURT WITNESS FEES	6,385	4,503	1,000	-	4,000	4,000
100-2150-007-52-3605	Juvenile Court expenses	1,487	-	-	-	-	-
100-2150-007-52-3606	OGEECHEE JC DRUG COURT GRANT	10,401	18,089	12,000	4,744	18,000	18,000
100-2150-007-52-3613	BUDGET REQUEST-COURT RECD	79,764	112,129	80,000	45,556	90,000	90,000
Total Services		643,972	687,107	639,291	347,369	782,306	782,306
Total Supplies		-	-	-	-	-	-
100-2150-007-54-2501	OFFICE EQUIPMENT	-	-	540,000	523,289	-	-
Total Capital		-	-	540,000	523,289	-	-
Total Other		-	-	-	-	-	-
Total Appropriations		643,972	687,107	1,179,291	870,658	782,306	782,306

007 - Court Services - Revenues

		Actuals	Actuals	Budget	Actuals	Dept Requested	Proposed
GL Account	GL Name	2022	2023	2024	12/31/23	2025	2025
	PROPERTY TAX, TAVT, & PENALTIES	-	-	-	-	-	492,395
	LOCAL OPTION SALES TAX (LOST)	-	-	-	-	-	220,319
	OTHER GENERAL REVENUES	-	-	-	-	-	69,592
	COMBINED REVENUES PRIOR YEAR	643,972	687,107	1,179,291	870,658	-	-
100-35-1145	PUBLIC DEFENDER'S OFFICE	-	-	-	-	-	-
Total Revenues		643,972	687,107	1,179,291	870,658	-	782,306
Net Surplus/(Deficit)		-	-	-	-	-	(0)

007 - Court Services - Personnel

		Title	Full Time Equivalent (FTE)
		<i>no personnel</i>	0
Total Personnel			0

008 - Board of Elections - Appropriations

GL Account	GL Name	Actuals 2022	Actuals 2023	Budget 2024	Actuals 12/31/23	Dept Requested 2025	Proposed 2025
100-1410-008-51-1100	SALARIES	262,999	251,788	322,068	137,292	329,245	329,245
100-1410-008-51-1100-2	SALARIES POLL WORKERS	-	-	-	-	-	-
100-1410-008-51-1101	RAISES	-	-	25,048	-	19,755	19,755
100-1410-008-51-1300	OVERTIME	6,044	5,471	-	2,357	-	-
100-1410-008-51-2101	MEDICAL/LIFE INSURANCE	1,390	1,579	1,300	679	1,192	1,192
100-1410-008-51-2102	HEALTH INSURANCE	47,183	48,571	83,682	19,164	67,001	67,001
100-1410-008-51-2200	PAYROLL TAXES	17,881	18,046	26,554	10,182	26,698	26,698
100-1410-008-51-2401	RETIREMENT	8,143	10,024	12,628	6,058	16,209	16,209
100-1410-008-51-2600	UNEMPLOYMENT	890	636	593	192	593	593
100-1410-008-51-2700	WORKMEN'S COMPENSATION	808	725	764	308	768	628
Total Personnel		345,338	336,841	472,638	176,232	461,461	461,321
100-1410-008-52-1302	ELECTION FEES	43,603	17,774	22,000	7,557	35,030	35,030
100-1410-008-52-2201	R&M FIRST SERV VECH MAINT	-	-	200	-	-	-
100-1410-008-52-2202	R & M - GENERAL(BUILDING)	2,143	859	5,000	519	-	-
100-1410-008-52-2208	COMPUTER MAINT. AGREEMENTS	-	30,861	32,170	16,450	41,047	41,047
100-1410-008-52-2321	OPERATING LEASES/RENTAL COPIER	-	105	-	604	3,493	3,493
100-1410-008-52-3101	PROPERTY INSURANCE	941	1,267	1,300	2,921	3,000	3,000
100-1410-008-52-3102	AUTO,TRK,EQ - INSURANCE	875	1,076	1,100	1,179	1,200	1,200
100-1410-008-52-3103	PROF/GEN/LAW LIAB\INSURAN	1,952	1,507	1,600	1,837	1,900	1,900
100-1410-008-52-3104	PROPERTY INSURANCE - VOTING MA	525	661	600	-	600	600
100-1410-008-52-3201	TELEPHONE	1,782	2,841	1,600	2,434	5,000	5,000
100-1410-008-52-3301	ADVERTISEMENT	5,546	1,438	3,500	2,540	3,500	3,500
100-1410-008-52-3701	PER DIEM & TRAVEL	2,346	2,149	2,220	279	1,626	1,626
100-1410-008-52-3702	TRAINING SCHOOLS & SEMINARS	1,650	1,650	3,870	1,590	2,070	2,070
100-1410-008-52-3705	MEMBERSHIP DUES	360	315	360	-	405	405
Total Services		61,722	62,502	75,520	37,908	98,871	98,871
100-1410-008-53-1101	OFFICE SUPPLIES	6,071	3,350	5,000	1,338	6,000	6,000
100-1410-008-53-1104	POSTAGE	26,402	5,333	13,942	5,010	12,802	12,802
100-1410-008-53-1115	ELECTION OPERATION SUPPLY	10,529	3,432	36,759	1,024	15,514	15,514
100-1410-008-53-1210	UTILITIES	7,605	6,920	7,500	4,472	8,800	8,800
100-1410-008-53-1270	GAS & DIESEL FUEL	1,385	775	750	485	1,000	1,000
Total Supplies		51,991	19,810	63,951	12,328	44,116	44,116
100-1410-008-54-2501	NEW VOTING MACHINES	-	22,184	7,020	117,780	94,287	94,287
100-1410-008-54-9999	LEASED EQUIPMENT	4,942	-	-	-	-	-
Total Capital		4,942	22,184	7,020	117,780	94,287	94,287
100-1410-008-58-1200	CAPITAL LEASE PRINCIPAL	1,886	3,240	7,173	2,379	7,173	7,436
100-1410-008-58-2200	CAPITAL LEASE INTEREST	79	346	-	-	-	-
Total Other		1,965	3,586	7,173	2,379	7,173	7,436
Total Appropriations		465,958	444,923	626,301	346,628	705,907	706,031

008 - Board of Elections - Revenues

GL Account	GL Name	Actuals 2022	Actuals 2023	Budget 2024	Actuals 12/31/23	Dept Requested 2025	Proposed 2025
	PROPERTY TAX, TAVT, & PENALTIES	-	-	-	-	-	441,239
	LOCAL OPTION SALES TAX (LOST)	-	-	-	-	-	197,430
	OTHER GENERAL REVENUES	-	-	-	-	-	62,362
	COMBINED REVENUES PRIOR YEAR	455,655	444,922	621,301	346,628	-	-
100-34-1910	ELECTION QUALIFYING FEE	10,303	0	5,000	-	-	5,000
Total Revenues		465,958	444,923	626,301	346,628	-	706,031
Net Surplus/(Deficit)		-	-	-	-	-	(0)

008 - Board of Elections - Personnel

Title	Full Time Equivalent (FTE)
ADMINISTRATIVE ASSISTANT	0.50
ADMINISTRATIVE ASSISTANT	1.00
ASSISTANT DIRECTOR OF ELECTIONS & REGISTRATION	1.00
DEPUTY REGISTRAR	1.00
DIRECTOR OF ELECTIONS AND REGISTRATION	1.00
ELECTION BOARD	0.05
POLL WORKER	1.54
POLL WORKER ASST MANAGER	2.03
POLL WORKER MANAGER	0.74
Total Personnel	8.86

009 - Juvenile Court - Appropriations

GL Account	GL Name	Actuals 2022	Actuals 2023	Budget 2024	Actuals 12/31/23	Dept Requested 2025	Proposed 2025
100-2600-009-51-1100	SALARIES	118,228	124,000	120,000	63,500	113,996	113,996
100-2600-009-51-1101	RAISES	-	-	9,600	-	6,840	6,840
100-2600-009-51-1300	OVERTIME	-	-	-	-	-	-
100-2600-009-51-2101	MEDICAL/LIFE INSURANCE	-	-	-	-	325	-
100-2600-009-51-2102	HEALTH INSURANCE	8,721	7,259	-	3,384	18,229	16,704
100-2600-009-51-2200	PAYROLL TAXES	9,044	9,486	9,914	4,858	9,244	9,244
100-2600-009-51-2401	RETIREMENT	5,000	5,000	5,000	2,500	8,821	-
100-2600-009-51-2600	UNEMPLOYMENT	122	91	91	-	46	46
100-2600-009-51-2700	WORKMEN'S COMPENSATION	348	309	285	140	266	218
Total Personnel		141,464	146,146	144,891	74,381	157,766	147,047
100-2600-009-52-1101	CONSULTANT	32,133	35,000	35,000	15,962	35,000	35,000
100-2600-009-52-1202	ATTORNEY & PROFESSIONAL SERVICES	100,000	120,000	120,000	50,000	180,000	180,000
100-2600-009-52-1204	MEDIATION SERVICES	-	-	-	-	-	-
100-2600-009-52-3103	PROF/GEN/LAW LIAB\INSURAN	612	461	8,724	563	600	600
100-2600-009-52-3603	RECORDERS FEES	29,152	35,295	30,000	22,161	40,000	40,000
100-2600-009-52-3605	INTERPRETERS	619	-	500	356	700	700
100-2600-009-52-3701	PER DIEM & TRAVEL	4,354	7,924	4,000	3,782	5,500	5,500
100-2600-009-52-3702	TRAINING SCHOOLS & SEMINARS	768	-	3,000	398	1,184	1,184
100-2600-009-52-3705	MEMBERSHIP DUES	940	940	1,200	440	220	220
Total Services		168,578	199,620	202,424	93,662	263,204	263,204
100-2600-009-53-1101	OFFICE SUPPLIES	771	265	-	-	-	500
Total Supplies		771	265	-	-	-	500
		-	-	-	-	-	-
Total Capital		-	-	-	-	-	-
		-	-	-	-	-	-
Total Other		-	-	-	-	-	-
Total Appropriations		310,813	346,031	347,315	168,043	420,970	410,751

009 - Juvenile Court - Revenues

GL Account	GL Name	Actuals 2022	Actuals 2023	Budget 2024	Actuals 12/31/23	Dept Requested 2025	Proposed 2025
	PROPERTY TAX, TAVT, & PENALTIES	-	-	-	-	-	254,983
	LOCAL OPTION SALES TAX (LOST)	-	-	-	-	-	114,091
	OTHER GENERAL REVENUES	-	-	-	-	-	36,038
	COMBINED REVENUES PRIOR YEAR	56,482	64,881	79,352	113,577	-	-
100-33-7005	JUVENILE COURT IGA	246,926	272,963	260,963	53,000	-	-
100-35-1160	JUVENILE COURT FINES	7,404	8,188	7,000	1,466	-	5,640
Total Revenues		310,813	346,031	347,315	168,043	-	410,751
Net Surplus/(Deficit)		-	-	-	-	-	0

009 - Juvenile Court - Personnel

Title	Full Time Equivalent (FTE)
JUVENILE COURT JUDGE	0.5
Total Personnel	0.5

010 - Magistrate Court - Appropriations

GL Account	GL Name	Actuals 2022	Actuals 2023	Budget 2024	Actuals 12/31/23	Dept Requested 2025	Proposed 2025
100-2400-010-51-1100	SALARIES	345,151	373,888	423,887	189,992	452,785	452,785
100-2400-010-51-1101	RAISES	-	-	33,527	-	26,879	26,879
100-2400-010-51-1300	OVERTIME	1,187	1,238	-	366	-	-
100-2400-010-51-2101	MEDICAL/LIFE INSURANCE	2,555	3,337	2,600	1,532	2,925	2,925
100-2400-010-51-2102	HEALTH INSURANCE	67,585	67,770	109,175	35,805	97,243	97,243
100-2400-010-51-2200	PAYROLL TAXES	25,523	28,036	34,992	14,252	36,694	36,694
100-2400-010-51-2401	RETIREMENT	13,483	14,593	26,514	7,929	35,015	35,015
100-2400-010-51-2600	UNEMPLOYMENT	602	335	410	11	410	410
100-2400-010-51-2700	WORKMEN'S COMPENSATION	4,683	4,607	3,031	1,818	2,891	2,577
Total Personnel		460,769	493,804	634,137	251,705	654,842	654,528
100-2400-010-52-2208	COMPUTER MAINT. AGREEMNTS	2,750	2,750	3,000	1,250	4,200	4,200
100-2400-010-52-2321	OPERATING LEASES/RENTAL COPIER	250	261	2,300	-	2,500	1,320
100-2400-010-52-3102	AUTO,TRK,EQ - INSURANCE	2,625	3,227	2,700	3,536	3,600	3,600
100-2400-010-52-3103	PROF/GEN/LAW LIAB\INSURAN	2,608	1,861	2,700	2,465	2,500	2,500
100-2400-010-52-3201	TELEPHONE	2,391	2,138	2,400	1,081	1,100	2,200
100-2400-010-52-3301	ADVERTISEMENT	-	250	100	-	100	100
100-2400-010-52-3701	PER DIEM & TRAVEL	161	2,965	3,600	-	5,000	5,000
100-2400-010-52-3705	MEMBERSHIP DUES	1,445	390	2,000	300	2,500	2,500
Total Services		12,231	13,840	18,800	8,632	21,500	21,420
100-2400-010-53-1101	OFFICE SUPPLIES	9,876	11,670	10,000	3,759	10,000	10,000
100-2400-010-53-1104	POSTAGE	5,536	7,222	5,500	2,462	6,000	6,000
100-2400-010-53-1270	GAS & DIESEL FUEL	7,539	7,897	7,000	3,138	7,000	7,000
100-2400-010-53-1701	UNIFORMS	4,222	3,629	4,000	404	4,000	4,000
Total Supplies		27,173	30,418	26,500	9,762	27,000	27,000
100-2400-010-54-2501	OFFICE EQUIPMENT	-	-	-	-	-	-
100-2400-010-54-2201	AUTOS & TRUCKS	44	-	-	-	-	-
100-2400-010-54-9999	LEASED EQUIPMENT	64,183	-	-	-	-	-
Total Capital		64,227	-	-	-	-	-
100-2400-010-58-1200	CAPITAL LEASE PRINCIPAL	5,857	12,692	15,240	7,790	15,240	23,256
100-2400-010-58-2200	CAPITAL LEASE INTEREST	799	2,633	-	-	-	-
Total Other		6,656	15,325	15,240	7,790	15,240	23,256
Total Appropriations		571,055	553,388	694,677	277,889	718,582	726,204

010 - Magistrate Court - Revenues

GL Account	GL Name	Actuals 2022	Actuals 2023	Budget 2024	Actuals 12/31/23	Dept Requested 2025	Proposed 2025
	PROPERTY TAX, TAVT, & PENALTIES	-	-	-	-	-	351,342
	LOCAL OPTION SALES TAX (LOST)	-	-	-	-	-	157,206
	OTHER GENERAL REVENUES	-	-	-	-	-	49,656
	COMBINED REVENUES PRIOR YEAR	433,585	408,024	544,677	206,940	-	-
100-35-1130	CHIEF MAGISTRATE FEES	137,470	145,363	150,000	70,950	-	168,000
Total Revenues		571,055	553,388	694,677	277,889	-	726,204
Net Surplus/(Deficit)		-	-	-	-	-	0

010 - Magistrate Court - Personnel

Title	Full Time Equivalent (FTE)
CHIEF MAGISTRATE JUDGE	1
DEPUTY CLERK	4
DEPUTY SHERIFF	2
MAGISTRATE JUDGE	1.5
Total Personnel	8.5

011 - County Commissioners - Appropriations

GL Account	GL Name	Actuals 2022	Actuals 2023	Budget 2024	Actuals 12/31/23	Dept Requested 2025	Proposed 2025
100-1130-011-51-1100	SALARIES	308,955	342,092	352,210	192,978	375,214	375,214
100-1130-011-51-1101	RAISES	-	-	28,177	-	22,513	22,513
100-1130-011-51-1300	OVERTIME	1,038	886	-	1,318	-	-
100-1130-011-51-2101	MEDICAL/LIFE INSURANCE	2,859	3,257	2,600	1,567	2,600	2,600
100-1130-011-51-2102	HEALTH INSURANCE	130,945	130,664	149,458	68,493	129,126	129,126
100-1130-011-51-2200	PAYROLL TAXES	21,707	24,099	29,100	13,764	30,426	30,426
100-1130-011-51-2401	RETIREMENT	15,268	17,348	22,823	9,908	29,034	29,034
100-1130-011-51-2600	UNEMPLOYMENT	125	91	365	-	365	365
100-1130-011-51-2700	WORKMEN'S COMPENSATION	3,211	3,163	3,876	1,593	4,025	3,601
Total Personnel		484,107	521,601	588,608	289,620	593,302	592,878
100-1130-011-52-1101	CONSULTANT	-	-	-	-	3,000	3,000
100-1130-011-52-1202	ATTORNEY & PROFESSIONAL SERVIC	3,184	-	-	-	-	-
100-1130-011-52-2208	COMPUTER MAINT. AGREEMENTS	11,035	12,819	15,400	3,183	15,400	15,400
100-1130-011-52-2321	OPERATING LEASES/RENTAL COPIERS	86	-	-	-	-	-
100-1130-011-52-3102	AUTO,TRUCK,EQUIPMENT INSURANCE	1,750	3,227	3,300	7,072	7,100	2,000
100-1130-011-52-3103	PROF/GEN/LAW LIAB\INSURAN	2,237	1,659	1,700	2,288	2,300	2,300
100-1130-011-52-3201	TELEPHONE	5,182	5,311	5,000	2,286	5,000	5,300
100-1130-011-52-3201-1	PAGERS/CELLS/LINKS	-	-	-	-	-	-
100-1130-011-52-3301	ADVERTISEMENT	8,046	2,054	15,000	1,745	15,000	15,000
100-1130-011-52-3500	AUTO ALLOWANCE	600	-	-	-	-	-
100-1130-011-52-3701	PER DIEM & TRAVEL	11,552	15,998	25,000	8,574	25,000	25,000
100-1130-011-52-3701-06	CONVENTION, DUES & TRAVL-FLOYD	3,124	4,324	-	2,444	-	-
100-1130-011-52-3701-2	CONVENTIONS, DUES & TRAVL-R.LO	2,603	3,790	-	1,467	-	-
100-1130-011-52-3701-6	CONVENTIONS, DUES & TRAVL-KEIF	1,324	6,644	-	2,210	-	-
100-1130-011-52-3701-7	CONVENTION, DUES & TRAVL - DEL	2,178	3,918	-	2,413	-	-
100-1130-011-52-3701-8	CONVENTION, DUES & TRAVL-CORBI	1,982	4,695	-	1,217	-	-
100-1130-011-52-3701-9	CONVENTION, DUES & TRAVL-BURDE	2,075	2,771	-	296	-	-
100-1130-011-52-3702	TRAINING SCHOOLS & SEMINA	500	50	5,000	3,500	-	5,000
100-1130-011-52-3705	MEMBERSHIP DUES	40	111	1,000	-	2,000	2,000
100-1130-011-52-3902	CONTINGENCY	500	-	-	-	-	-
Total Services		58,000	67,371	71,400	38,696	74,800	75,000
100-1130-011-53-1101	OFFICE SUPPLIES	1,356	396	3,000	-	3,000	3,000
100-1130-011-53-1102	OPERATING SUPPLIES	14,056	13,578	8,000	2,202	8,000	8,000
100-1130-011-53-1270	GAS & DIESEL FUEL	216	148	1,000	135	1,000	1,000
100-1130-011-53-1301	GROCERIES	-	-	-	617	-	-
100-1130-011-53-1402	PRINTING & PUBLICATIONS	416	-	1,000	-	1,000	1,000
Total Supplies		16,045	14,122	13,000	2,954	13,000	13,000
100-1320-111-54-1100	LAND ACQUISITION	-	10,000	-	-	-	-
100-1130-011-54-2201	AUTOS & TRUCKS	-	-	-	-	-	-
100-1130-011-54-2501	OFFICE EQUIPMENT	-	-	-	-	-	-
100-1130-011-54-2502	OTHER EQUIPMENT	4,625	-	-	-	-	-
100-1130-011-54-9999	LEASED EQUIPMENT	6,982	-	-	-	-	-
Total Capital		11,607	10,000	-	-	-	-
100-1130-011-58-1200	CAPITAL LEASE PRINCIPAL	1,983	4,210	10,309	437	10,309	8,201
100-1130-011-58-2200	CAPITAL LEASE INTEREST	83	126	-	-	-	-
Total Other		2,066	4,336	10,309	437	10,309	8,201
Total Appropriations		571,825	617,429	683,317	331,707	691,411	689,079

011 - County Commissioners - Revenues

GL Account	GL Name	2022	2023	2024	12/31/23	2025	2025
	PROPERTY TAX, TAVT, & PENALTIES	-	-	-	-	-	433,717
	LOCAL OPTION SALES TAX (LOST)	-	-	-	-	-	194,064
	OTHER GENERAL REVENUES	-	-	-	-	-	61,298
	COMBINED REVENUES PRIOR YEAR	571,825	617,429	683,317	331,707	-	-
Total Revenues		571,825	617,429	683,317	331,707	-	689,079
Net Surplus/(Deficit)		-	-	-	-	-	(0)

011 - County Commissioners - Personnel

Title	Full Time Equivalent (FTE)
CHAIRMAN AT LARGE	1
COMMISSIONER	5
COUNTY CLERK	1
DEPUTY COUNTY CLERK	1
Total Personnel	8

012 - Tax Assessors - Appropriations

GL Account	GL Name	Actuals 2022	Actuals 2023	Budget 2024	Actuals 12/31/23	Dept Requested 2025	Proposed 2025
100-1550-012-51-1100	SALARIES	487,609	592,409	617,832	316,856	665,797	665,797
100-1550-012-51-1101	RAISES	-	-	49,427	-	39,948	39,948
100-1550-012-51-1300	OVERTIME	3,115	2,738	-	747	-	-
100-1550-012-51-2101	MEDICAL/LIFE INSURANCE	4,755	5,636	4,874	2,822	4,874	4,874
100-1550-012-51-2102	HEALTH INSURANCE	149,940	163,036	173,176	100,656	240,023	240,023
100-1550-012-51-2200	PAYROLL TAXES	35,748	43,786	51,045	23,139	53,989	53,989
100-1550-012-51-2401	RETIREMENT	25,523	30,333	39,647	16,054	51,055	51,055
100-1550-012-51-2600	UNEMPLOYMENT	742	838	912	50	912	912
100-1550-012-51-2700	WORKMEN'S COMPENSATION	8,672	9,625	8,430	4,820	8,941	8,038
Total Personnel		716,105	848,402	945,343	465,144	1,065,540	1,064,637
100-1550-012-52-1101	CONSULTANT	10,600	6,900	6,900	7,405	6,900	6,900
100-1550-012-52-1201	AUDITORS	8,850	8,650	-	-	-	-
100-1550-012-52-1202	ATTORNEY & PROFESSIONAL SERVIC	-	-	8,000	3,432	8,000	8,000
100-1550-012-52-1304	MAPPING	-	49,226	58,284	-	58,284	58,284
100-1550-012-52-2208	COMPUTER MAINT. AGREEMNTS	48,732	48,154	58,771	26,661	58,771	58,771
100-1550-012-52-2321	OPERATING LEASES/RENTAL COPIER	1,872	-	-	-	2,900	-
100-1550-012-52-3102	AUTO,TRK,EQ - INSURANCE	5,251	5,378	5,378	4,715	5,378	5,378
100-1550-012-52-3103	PROF/GEN/LAW LIAB\INSURAN	3,803	6,173	4,450	3,675	4,450	4,450
100-1550-012-52-3201	TELEPHONE	5,128	5,171	5,120	4,225	5,120	5,120
100-1550-012-52-3301	ADVERTISEMENT	45	52	45	-	52	52
100-1550-012-52-3701	PER DIEM & TRAVEL	7,034	7,675	14,211	1,501	16,509	16,509
100-1550-012-52-3702	TRAINING SCHOOLS & SEMINA	2,975	6,590	10,019	1,637	10,019	10,019
100-1550-012-52-3705	MEMBERSHIP DUES	935	1,300	1,490	1,235	1,490	1,490
100-1550-012-52-3916	BANK CHARGES	296	218	1,000	59	1,000	500
Total Services		95,521	145,485	173,668	54,545	178,873	175,473
100-1550-012-53-1101	OFFICE SUPPLIES	6,255	8,314	14,310	2,129	14,310	14,310
100-1550-012-53-1102	OPERATING SUPPLIES	1,444	-	-	-	-	-
100-1550-012-53-1104	POSTAGE	8,581	4,761	10,338	3,231	10,338	10,388
100-1550-012-53-1270	GAS & DIESEL FUEL	2,623	4,529	3,500	3,100	3,500	3,500
100-1550-012-53-1402	PRINTING & PUBLICATIONS	27,628	30,871	35,518	2,835	36,822	36,822
100-1550-012-53-1701	UNIFORMS	-	-	-	705	-	-
Total Supplies		46,531	48,474	63,666	12,000	64,970	65,020
100-1550-012-54-2201	AUTOS & TRUCKS	-	-	-	-	-	-
100-1550-012-54-2501	OFFICE EQUIPMENT	6,723	-	-	-	-	-
100-1550-012-54-2502	OTHER EQUIPMENT	-	-	174,852	-	-	-
Total Capital		6,723	-	174,852	-	-	-
100-1550-012-58-1200	CAPITAL LEASE PRINCIPAL	2,446	2,536	2,548	1,566	2,548	26,158
100-1550-012-58-2200	CAPITAL LEASE INTEREST	102	76	-	-	-	-
Total Other		2,548	2,612	2,548	1,566	2,548	26,158
Total Appropriations		867,428	1,044,973	1,360,077	533,255	1,311,931	1,331,289

012 - Tax Assessors - Revenues

GL Account	GL Name	Actuals 2022	Actuals 2023	Budget 2024	Actuals 12/31/23	Dept Requested 2025	Proposed 2025
	PROPERTY TAX, TAVT, & PENALTIES	-	-	-	-	-	837,745
	LOCAL OPTION SALES TAX (LOST)	-	-	-	-	-	374,844
	OTHER GENERAL REVENUES	-	-	-	-	-	118,401
	COMBINED REVENUES PRIOR YEAR	867,037	1,044,608	1,359,777	533,185	-	-
100-34-1100	CUVA ADMIN FEE	391	365	300	70	-	300
Total Revenues		867,428	1,044,973	1,360,077	533,255	-	1,331,289
Net Surplus/(Deficit)		-	-	-	-	-	0

012 - Tax Assessors - Personnel

Title	Full Time Equivalent (FTE)
ASSESSOR BOARD	0.05
AUDITOR TRAINEE	1
CHIEF APPRAISER	1
DATA ENTRY/PLAT SPECIALIST	1
REAL PROP APPR II - CUSTOMER SERVICE REP	1
REAL PROPERTY APPRAISER I	5
REAL PROPERTY APPRAISER II	2
REAL PROPERTY APPRAISER III	1
REAL PROPERTY APPRAISER TRAINEE	1
SENIOR APPRAISER IV	2
Total Personnel	15.05

013 - Tax Commissioner - Appropriations

GL Account	GL Name	Actuals 2022	Actuals 2023	Budget 2024	Actuals 12/31/23	Dept Requested 2025	Proposed 2025
100-1545-013-51-1100	SALARIES	475,482	482,025	534,988	249,312	547,575	547,575
100-1545-013-51-1101	RAISES	-	-	42,799	-	32,855	32,855
100-1545-013-51-1300	OVERTIME	364	1,514	-	144	-	-
100-1545-013-51-2101	MEDICAL/LIFE INSURANCE	4,091	4,736	4,224	2,145	4,008	4,008
100-1545-013-51-2102	HEALTH INSURANCE	149,135	148,750	198,997	76,743	175,034	175,034
100-1545-013-51-2200	PAYROLL TAXES	34,002	35,098	44,201	18,063	44,403	44,403
100-1545-013-51-2401	RETIREMENT	27,137	28,816	34,667	15,955	42,371	42,371
100-1545-013-51-2600	UNEMPLOYMENT	892	704	593	106	593	593
100-1545-013-51-2700	WORKMEN'S COMPENSATION	1,402	1,219	1,271	549	1,277	1,045
Total Personnel		692,506	702,861	861,740	363,016	848,115	847,883
100-1545-013-52-1202	ATTORNEY & PROFESIONAL SERVI	-	201	17,000	-	17,000	17,000
100-1545-013-52-2202	R&M - GENERAL(BUILDING)	312	312	312	156	312	312
100-1545-013-52-2208	COMPUTER MAINT. AGREEMNTS	18,538	-	22,000	-	22,000	22,000
100-1545-013-52-2211	COVID RELATED EXPENSES	-	-	-	-	-	-
100-1545-013-52-2321	OPERATING LEASES/RENTAL COPIER	25	105	-	188	-	-
100-1545-013-52-3102	AUTO,TRK,EQ - INSURANCE	875	1,076	1,200	1,179	1,200	1,200
100-1545-013-52-3103	PROF/GEN/LAW LIAB\INSURAN	3,842	2,810	3,000	3,533	3,000	3,000
100-1545-013-52-3201	TELEPHONE	2,651	2,694	2,640	1,465	2,640	2,640
100-1545-013-52-3301	ADVERTISEMENT	696	3,770	10,000	-	10,000	10,000
100-1545-013-52-3701	PER DIEM & TRAVEL	42	3,783	8,500	1,241	8,500	8,500
100-1545-013-52-3702	TRAINING SCHOOLS & SEMINA	14,694	6,097	6,000	309	6,000	6,000
100-1545-013-52-3705	MEMBERSHIP DUES	425	1,006	800	-	800	800
Total Services		42,100	21,853	71,452	8,071	71,452	71,452
100-1545-013-53-1101	OFFICE SUPPLIES	26,649	27,041	29,500	5,681	29,500	29,500
100-1545-013-53-1104	POSTAGE	69,317	64,162	56,000	23,231	56,000	56,000
100-1545-013-53-1117	COMPUTERS	-	-	-	-	-	-
100-1545-013-53-1270	GAS & DIESEL FUEL	260	316	500	84	500	500
100-1545-013-53-1402	PRINTING & PUBLICATIONS	1,837	-	2,000	294	2,000	2,000
Total Supplies		98,063	91,519	88,000	29,290	88,000	88,000
100-1545-013-54-2501	OFFICE EQUIPMENT	43,942	-	-	-	-	-
100-1545-013-54-9999	LEASED EQUIPMENT	-	3,358	-	-	-	-
Total Capital		43,942	3,358	-	-	-	-
100-1545-013-58-1200	CAPITAL LEASE PRINCIPAL	1,886	1,851	-	863	-	7,607
100-1545-013-58-2200	CAPITAL LEASE INTEREST	79	54	-	-	-	-
Total Other		1,965	1,905	-	863	-	7,607
Total Appropriations		878,575	821,496	1,021,192	401,240	1,007,567	1,014,942

013 - Tax Commissioner - Revenues

GL Account	GL Name	Actuals 2022	Actuals 2023	Budget 2024	Actuals 12/31/23	Dept Requested 2025	Proposed 2025
	PROPERTY TAX, TAVT, & PENALTIES	-	-	-	-	-	-
	LOCAL OPTION SALES TAX (LOST)	-	-	-	-	-	-
	OTHER GENERAL REVENUES	-	-	-	-	-	-
	COMBINED REVENUES PRIOR YEAR	(165,791)	(381,258)	-	(436,637)	-	-
100-34-1600	MOTOR VEH MAILING FEES	25,812	1,419	35,000	2,231	-	35,000
100-34-1940	COMMISSION EARNED	1,018,554	1,201,335	986,192	835,646	-	979,942
100-36-1000	INTEREST - TAX COMM	-	-	-	-	-	-
Total Revenues		878,575	821,496	1,021,192	401,240	-	1,014,942
Net Surplus/(Deficit)		-	-	-	-	-	-

013 - Tax Commissioner - Personnel

Title	Full Time Equivalent (FTE)
ACCOUNTING GENERALIST I	1
CHIEF DEPUTY TAX COMMISSIONER	1
EXECUTIVE ASSISTANT	1
EX-OFFICIO DEPUTY SHERIFF	1
MOTOR VEHICLE SUPERVISOR	1
OFFICE MANAGER	1
PROPERTY TAX SUPERVISOR	1
TAX COMMISSIONER	1
TAX/TAG AGENT	5
Total Personnel	13

014 - Human Resources - Appropriations

GL Account	GL Name	2022	2023	2024	12/31/23	2025	2025
100-1540-014-51-1100	SALARIES	249,920	249,478	249,891	138,771	302,640	283,920
100-1540-014-51-1101	RAISES	-	-	19,991	-	17,035	17,035
100-1540-014-51-1110	PERFORMANCE AWARD	13,768	14,768	14,000	8,625	16,000	16,000
100-1540-014-51-1300	OVERTIME	533	1,223	-	2,131	-	-
100-1540-014-51-2101	MEDICAL/LIFE INSURANCE	1,669	2,093	1,625	903	1,625	1,625
100-1540-014-51-2102	HEALTH INSURANCE	38,970	58,208	65,707	21,591	57,736	57,736
100-1540-014-51-2200	PAYROLL TAXES	18,800	18,869	20,646	10,603	24,455	23,023
100-1540-014-51-2401	RETIREMENT	12,601	12,922	16,193	6,537	23,336	21,970
100-1540-014-51-2600	UNEMPLOYMENT	475	219	228	125	228	228
100-1540-014-51-2700	WORKMEN'S COMPENSATION	739	639	594	310	703	542
Total Personnel		337,474	358,419	388,875	189,596	443,758	422,078
100-1540-014-52-1202	ATTORNEY & PROFESSIONAL SERVICES	2,831	5,035	2,000	-	2,000	2,000
100-1540-014-52-2211	COVID RELATED EXPENSES	-	-	-	-	-	-
100-1540-014-52-2321	OPERATING LEASES/RENTAL COPIERS	741	(256)	-	1,430	-	-
100-1540-014-52-3103	PROF/GEN/LAW LIAB/INS	1,531	1,226	1,300	1,512	1,300	1,600
100-1540-014-52-3201	TELEPHONE	2,750	2,658	2,800	1,299	2,800	2,700
100-1540-014-52-3301	ADVERTISEMENT	-	-	1,500	-	1,500	1,500
100-1540-014-52-3601	ADMIN FEES - INSURANCE	66,886	60,219	68,500	31,936	68,500	68,500
100-1540-014-52-3602	ADMIN FEES - RETIREMENT	70,656	66,909	70,000	15,905	70,000	70,000
100-1540-014-52-3701	PER DIEM & TRAVEL	940	611	5,000	1,888	6,000	6,000
100-1540-014-52-3702	TRAINING SCHOOLS & SEMINARS	1,320	4,199	7,000	4,659	10,000	10,000
100-1540-014-52-3705	MEMBERSHIP DUES	605	732	1,000	388	1,000	1,000
100-1540-014-52-3915	BACKGROUND CHECKS & MEDICAL	9,818	13,771	15,000	5,314	15,000	15,000
Total Services		158,078	155,104	174,100	64,331	178,100	178,300
100-1540-014-53-1101	OFFICE SUPPLIES	9,417	5,046	6,000	1,640	6,000	6,000
100-1540-014-53-1102	OPERATING SUPPLIES	-	-	-	-	700	700
100-1540-014-53-1104	POSTAGE	46	98	200	18	200	200
100-1540-014-53-1105	ACCG SAFETY GRANT	8,782	2,324	-	-	8,000	-
100-1540-014-53-1110	WELLNESS FAIR	2,975	11,715	15,000	1,089	15,000	15,000
100-1540-014-53-1270	GAS & DIESEL FUEL	98	333	300	281	500	500
100-1540-014-53-1402	PRINTING & PUBLICATIONS	2,430	1,768	2,000	577	2,000	2,000
Total Supplies		23,747	21,284	23,500	3,605	32,400	24,400
100-1540-014-54-2501	OFFICE EQUIPMENT	-	-	-	-	-	-
100-1540-014-54-9999	LEASED EQUIPMENT	17,864	-	-	-	-	-
Total Capital		17,864	-	-	-	-	-
100-1540-014-58-1200	CAPITAL LEASE PRINCIPAL	6,819	5,992	-	1,882	-	3,342
100-1540-014-58-2200	CAPITAL LEASE INTEREST	285	171	-	-	-	-
Total Other		7,103	6,163	-	1,882	-	3,342
Total Appropriations		544,267	540,970	586,475	259,413	654,258	628,121

014 - Human Resources - Revenues

GL Account	GL Name	Actuals 2022	Actuals 2023	Budget 2024	Actuals 12/31/23	Dept Requested 2025	Proposed 2025
	PROPERTY TAX, TAVT, & PENALTIES	-	-	-	-	-	395,349
	LOCAL OPTION SALES TAX (LOST)	-	-	-	-	-	176,896
	OTHER GENERAL REVENUES	-	-	-	-	-	55,876
	COMBINED REVENUES PRIOR YEAR	535,937	531,481	586,475	251,468	-	-
100-33-4142	ACCG SAFETY GRANT	8,330	9,490	-	7,945	-	-
Total Revenues		544,267	540,970	586,475	259,413	-	628,121
Net Surplus/(Deficit)		-	-	-	-	-	(0)

014 - Human Resources - Personnel

Title	Full Time Equivalent (FTE)
ASSISTANT DIRECTOR OF HUMAN RESOURCES AND RISK MAI	1
DIRECTOR OF HUMAN RESOURCES AND RISK MANAGEMENT	1
HEALTH, WELLNESS, AND SAFETY COORDINATOR	1
HUMAN RESOURCE GENERALIST II	1
HUMAN RESOURCES GENERALIST I	1
Total Personnel	5

015 - Finance - Appropriations

GL Account	GL Name	2022	2023	2024	12/31/23	2025	2025
100-1510-015-51-1100	SALARIES	381,572	380,553	404,953	206,068	430,146	430,146
100-1510-015-51-1101	RAISES	-	-	32,396	-	25,809	25,809
100-1510-015-51-1300	OVERTIME	4,764	5,776	-	1,038	-	-
100-1510-015-51-2101	MEDICAL/LIFE INSURANCE	2,864	2,915	2,600	1,454	2,491	2,491
100-1510-015-51-2102	HEALTH INSURANCE	96,945	76,264	122,398	46,011	139,916	139,916
100-1510-015-51-2200	PAYROLL TAXES	29,027	29,525	33,457	15,744	34,881	34,881
100-1510-015-51-2401	RETIREMENT	20,182	19,290	24,453	10,476	31,712	31,712
100-1510-015-51-2600	UNEMPLOYMENT	520	366	456	56	456	456
100-1510-015-51-2700	WORKMEN'S COMPENSATION	1,141	973	962	456	1,003	821
Total Personnel		537,015	515,661	621,675	281,303	666,414	666,231
100-1510-015-52-1101	CONSULTANT	200	-	5,000	-	30,000	30,000
100-1510-015-52-1201	AUDITORS	55,250	54,400	52,000	25,560	60,000	60,000
100-1510-015-52-2202	R&M - GENERAL(BUILDING)	517	-	-	-	-	-
100-1510-015-52-2321	OPERATING LEASES/RENTAL COPIER	475	3,199	-	-	20,000	20,000
100-1510-015-52-3102	AUTO,TRUCK,EQUIPMENT INSURANCE	875	1,076	1,100	1,179	1,200	-
100-1510-015-52-3103	PROF/GEN/LAW LIAB\INSURAN	2,939	2,086	3,000	2,464	2,500	2,500
100-1510-015-52-3201	TELEPHONE	15,375	14,386	16,000	7,242	16,000	16,000
100-1510-015-52-3606	CGRDC DUES	50,541	63,496	52,000	31,748	63,496	63,496
100-1510-015-52-3701	PER DIEM & TRAVEL	(95)	1,748	2,000	898	2,000	2,000
100-1510-015-52-3702	TRAINING SCHOOLS & SEMINA	-	458	1,500	458	1,500	1,500
100-1510-015-52-3705	MEMBERSHIP DUES	13,416	11,715	9,000	5,237	10,400	10,400
100-1510-015-52-3916	BANK CHARGES	7,582	9,891	8,000	4,519	8,000	8,000
100-1510-015-52-4000	RETURNED CHECK EXPENSE	-	-	2,000	-	-	-
Total Services		147,076	162,454	151,600	79,305	215,096	213,896
100-1510-015-53-1101	OFFICE SUPPLIES	8,439	11,317	13,000	5,167	13,000	13,000
100-1510-015-53-1102	OPERATING SUPPLIES	347	585	4,000	-	4,000	4,000
100-1510-015-53-1103	JANITORIAL SUPPLIES	-	-	-	-	-	-
100-1510-015-53-1104	POSTAGE	4,088	6,348	6,400	1,005	2,000	6,400
100-1510-015-53-1210	UTILITIES	455	450	420	240	420	420
100-1510-015-53-1270	GAS & DIESEL FUEL	105	87	200	66	200	200
Total Supplies		13,434	18,787	24,020	6,478	19,620	24,020
100-1510-015-54-9999	LEASED EQUIPMENT	6,863	-	-	-	-	-
Total Capital		6,863	-	-	-	-	-
100-1510-015-58-1200	CAPITAL LEASE PRINCIPAL	2,620	2,669	2,729	1,506	-	2,805
100-1510-015-58-2200	CAPITAL LEASE INTEREST	109	79	-	-	-	-
Total Other		2,729	2,748	2,729	1,506	-	2,805
Total Appropriations		707,117	699,650	800,024	368,592	901,130	906,952

015 - Finance - Revenues

GL Account	GL Name	Actuals 2022	Actuals 2023	Budget 2024	Actuals 12/31/23	Dept Requested 2025	Proposed 2025
	PROPERTY TAX, TAVT, & PENALTIES	-	-	-	-	-	570,849
	LOCAL OPTION SALES TAX (LOST)	-	-	-	-	-	255,423
	OTHER GENERAL REVENUES	-	-	-	-	-	80,680
	COMBINED REVENUES PRIOR YEAR	707,117	699,650	800,024	368,592	-	-
Total Revenues		707,117	699,650	800,024	368,592	-	906,952
Net Surplus/(Deficit)		-	-	-	-	-	(0)

015 - Finance - Personnel

Title	Full Time Equivalent (FTE)
ACCOUNTING CLERK	2.6
ACCOUNTING GENERALIST II	3
ADMINISTRATIVE ASSISTANT I	0.63
DEPUTY DIRECTOR OF FINANCE	1
FINANCE DIRECTOR	1
PROJECT ACCOUNTANT II	1
Total Personnel	9.23

016 - Prison - Appropriations

GL Account	GL Name	Actuals 2022	Actuals 2023	Budget 2024	Actuals 12/31/23	Dept Requested 2025	Proposed 2025
100-3420-016-51-1100	SALARIES	1,623,204	1,750,915	1,694,586	910,405	2,004,178	1,883,927
100-3420-016-51-1101	RAISES	-	-	135,567	-	113,036	113,036
100-3420-016-51-1300	OVERTIME	14,119	32,117	-	29,599	-	-
100-3420-016-51-2101	MEDICAL/LIFE INSURANCE	13,758	15,399	12,348	7,212	12,673	12,673
100-3420-016-51-2102	HEALTH INSURANCE	340,511	369,751	462,623	204,598	510,473	510,473
100-3420-016-51-2200	PAYROLL TAXES	121,523	133,268	140,007	70,408	161,967	152,768
100-3420-016-51-2401	RETIREMENT	81,626	85,384	106,394	46,307	152,264	143,645
100-3420-016-51-2600	UNEMPLOYMENT	2,572	2,332	1,824	357	1,870	1,870
100-3420-016-51-2700	WORKMEN'S COMPENSATION	36,902	37,148	35,657	18,292	40,932	35,509
Total Personnel		2,234,215	2,426,313	2,589,007	1,287,178	2,997,393	2,853,901
100-3420-016-52-1306	PEST CONTROL	1,980	1,485	1,800	660	1,980	1,800
100-3420-016-52-2202	R & M - GENERAL(BUILDING)	26,478	43,937	30,000	26,054	45,000	45,000
100-3420-016-52-2203	R & M - GENERAL(EQUIPMNT)	5,138	7,074	10,000	6,549	10,000	10,000
100-3420-016-52-2204	R & M - GENERAL(GROUNDS)	907	1,767	1,500	-	1,500	1,500
100-3420-016-52-2205	VEHICLE ACCIDENT	-	-	-	4,499	-	-
100-3420-016-52-2208	MAINT. CONTRACTS	362	2,119	1,800	413	1,800	1,800
100-3420-016-52-2321	OPERATING LEASES/RENTAL COPIER	3,864	3,878	-	1,550	-	-
100-3420-016-52-3101	PROPERTY INSURANCE	7,117	9,554	9,600	36,424	37,000	10,000
100-3420-016-52-3102	AUTO,TRK,EQ - INSURANCE	12,279	14,017	14,100	21,267	22,000	22,000
100-3420-016-52-3103	PROF/GEN/LAW LIAB\INSURAN	21,187	14,009	14,100	17,995	18,000	18,000
100-3420-016-52-3201	TELEPHONE	1,542	1,555	1,550	766	1,550	1,550
100-3420-016-52-3201-1	PAGERS/LINKS/CELLS	1,140	440	-	-	-	-
100-3420-016-52-3701	PER DIEM & TRAVEL	2,008	1,202	2,000	140	2,000	2,000
100-3420-016-52-3702	TRAINING SCHOOLS & SEMINA	-	-	1,500	-	-	1,500
100-3420-016-52-3901	MEDICAL	-	140	4,000	3,510	1,500	4,000
100-3420-016-52-3906	MEDICAL	421	679	-	363	2,000	-
100-3420-016-52-4500	INDIGENT FUND	95	88	1,000	49	-	-
Total Services		84,518	101,944	92,950	120,240	144,330	119,150
100-3420-016-53-1101	OFFICE SUPPLIES	10,497	12,354	10,000	4,758	10,000	10,000
100-3420-016-53-1102	OPERATING SUPPLIES	67,552	90,726	75,000	38,532	75,000	75,000
100-3420-016-53-1105	Inmate release expenditures	10,791	10,603	11,000	2,864	11,000	11,000
100-3420-016-53-1106	INMATE RECREATION COMMISSION	49,228	56,026	45,000	27,390	56,000	56,000
100-3420-016-53-1109	CLOTHING,BEDDING,ETC.	37,885	36,698	35,000	30,834	55,000	45,000
100-3420-016-53-1210	UTILITIES	223,477	218,397	250,000	124,225	250,000	250,000
100-3420-016-53-1240	DISPOSAL ROLLOFFS-PRISON	9,889	8,824	10,000	5,808	10,000	10,000
100-3420-016-53-1270	GAS & DIESEL FUEL	18,703	20,946	22,000	14,552	22,000	22,000
100-3420-016-53-1301	GROCERIES	313,399	319,844	340,000	162,324	340,000	340,000
100-3420-016-53-1701	UNIFORMS	9,410	7,211	8,500	3,261	8,500	8,500
Total Supplies		750,831	781,628	806,500	414,548	837,500	827,500
100-3420-016-54-2201	AUTOS & TRUCKS	-	1,746	-	(200)	-	-
100-3420-016-54-2502	OTHER EQUIPMENT	19,441	12,846	-	-	7,350	7,350
100-3420-016-54-9999	LEASED EQUIPMENT	10,188	308,481	-	-	7,216	7,216
Total Capital		29,629	323,074	-	(200)	14,566	14,566
100-3420-016-58-1200	CAPITAL LEASE PRINCIPAL	3,889	43,895	97,869	38,837	97,869	77,664
100-3420-016-58-2200	CAPITAL LEASE INTEREST	162	11,793	-	-	-	-
Total Other		4,051	55,688	97,869	38,837	97,869	77,664
Total Appropriations		3,103,244	3,688,647	3,586,326	1,860,602	4,091,658	3,892,781

016 - Prison - Revenues

GL Account	GL Name	Actuals 2022	Actuals 2023	Budget 2024	Actuals 12/31/23	Dept Requested 2025	Proposed 2025
	PROPERTY TAX, TAVT, & PENALTIES	-	-	-	-	-	1,107,948
	LOCAL OPTION SALES TAX (LOST)	-	-	-	-	-	495,744
	OTHER GENERAL REVENUES	-	-	-	-	-	156,590
	COMBINED REVENUES PRIOR YEAR	1,172,960	1,814,373	1,757,188	1,064,064	-	
100-33-4216	GA DEPT OF CORRECTIONS	1,440,296	1,505,790	1,440,000	633,326	-	1,500,000
100-33-7003	INMATE WORK DETAIL REIMBURSEME	253,971	361,388	381,138	66,239	-	380,000
100-34-1906	PRISION INMATE RELEASE REIMB	8,860	7,096	8,000	2,537	-	8,000
100-38-9001-10	INMATES GRATUITY RELEASE CHECK	2,275	-	-	500	-	3,000
100-38-9001-12	INDIGENT POSTAGE	31	-	-	-	-	-
100-38-9001-13	INMATE TELEPHONE COMMISSION	107,681	-	-	49,462	-	120,000
100-38-9001-19	MCDANIELS KIOSK FEES	-	-	-	-	-	100
100-38-9001-20	INMATE DENTAL	5	-	-	-	-	100
100-38-9001-21	INMATE MISC FEES	50	-	-	-	-	100
100-38-9001-3	MEDICAL CO-PAY	333	-	-	-	-	100
100-38-9001-4	DISCIPLINARY REPORT FEES	877	-	-	-	-	1,000
100-38-9001-6	ID FEES	25	-	-	-	-	100
100-38-9001-9	COMMISSARY COMMISSION	115,881	-	-	44,475	-	120,000
Total Revenues		3,103,244	3,688,647	3,586,326	1,860,602	-	3,892,781
Net Surplus/(Deficit)		-	-	-	-	-	0

016 - Prison - Personnel

Title	Full Time Equivalent (FTE)
CAPTAIN	1
CHAPLIN	0.5
CORRECTIONAL OFFICER	24.47
CORRECTIONS COUNSELOR	3
DEPUTY WARDEN	1
LIEUTENANT	3
OPERATIONS MANAGER	1
SERGEANT	5
WARDEN	1
Total Personnel	39.97

017 - Sheriff's Office - Appropriations

GL Account	GL Name	Actuals 2022	Actuals 2023	Budget 2024	Actuals 12/31/23	Dept Requested 2025	Proposed 2025
100-3310-017-51-1100	SALARIES	4,580,811	5,266,691	5,640,752	2,850,823	5,876,919	5,872,302
100-3310-017-51-1101	RAISES	-	-	169,223	-	351,294	351,294
100-3310-017-51-1300	OVERTIME	532,458	769,668	470,758	404,366	792,964	792,298
100-3310-017-51-2101	MEDICAL/LIFE SUPPLEMENTAL	37,079	41,429	32,171	19,933	32,496	32,496
100-3310-017-51-2102	HEALTH INSURANCE	1,348,435	1,381,712	1,903,459	711,156	1,622,915	1,622,915
100-3310-017-51-2200	PAYROLL TAXES	369,616	440,573	480,476	238,811	537,120	536,716
100-3310-017-51-2401	RETIREMENT	248,794	292,046	362,315	158,632	521,949	520,963
100-3310-017-51-2600	UNEMPLOYMENT	6,542	5,077	4,925	421	5,062	5,062
100-3310-017-51-2700	WORKMEN'S COMPENSATION	102,052	111,617	111,123	56,581	116,723	107,064
Total Personnel		7,225,787	8,308,814	9,175,200	4,440,723	9,857,441	9,841,109
100-3310-017-52-1101	CONSULTANT	491	-	17,820	-	17,820	17,820
100-3310-017-52-1102	APPEAL BOARD	512	761	-	331	-	-
100-3310-017-52-1207	INVESTIGATIVE WORK	9,129	7,346	3,900	5,572	11,000	11,000
100-3310-017-52-1210	SECURITY	1,081	-	-	-	-	-
100-3310-017-52-1303	COMPUTER SERVICES	1,250	1,188	2,500	2,740	2,500	2,500
100-3310-017-52-1303-1	COMPUTER SERVICES FORENSICS	5,310	5,810	20,900	5,122	20,900	20,900
100-3310-017-52-2202	R & M - GENERAL(BUILDING)	21,057	14,643	19,500	9,948	19,500	19,500
100-3310-017-52-2203	R & M - GENERAL(EQUIPMNT)	8,007	1,506	7,000	3,050	7,000	7,000
100-3310-017-52-2205	VEHICLE ACCIDENT	35,676	53,980	25,000	20,953	25,000	25,000
100-3310-017-52-2208	COMPUTER MAINT. AGREEMNTS	93,015	99,978	110,000	39,538	110,000	110,000
100-3310-017-52-2211	COVID RELATED EXPENSES	260	-	-	-	-	-
100-3310-017-52-2321	OPERATING LEASES/RENTAL COPIER	-	12	-	-	-	-
100-3310-017-52-3101	PROPERTY INSURANCE	18,048	24,320	24,400	16,805	17,000	17,000
100-3310-017-52-3102	AUTO,TRK,EQ - INSURANCE	112,786	180,586	181,000	147,597	150,000	150,000
100-3310-017-52-3103	PROF/GEN/LAW LIAB\INSURAN	69,729	49,933	50,000	63,774	65,000	65,000
100-3310-017-52-3201	TELEPHONE	82,946	95,449	62,505	43,095	85,000	85,000
100-3310-017-52-3301	ADVERTISEMENT	1,739	2,222	3,500	5,925	3,500	3,500
100-3310-017-52-3520	TAG & TITLE FOR VEHICLES	439	449	1,000	-	-	-
100-3310-017-52-3701	PER DIEM & TRAVEL	16,560	20,500	18,000	7,529	18,000	18,000
100-3310-017-52-3702	TRAINING SCHOOLS & SEMINA	14,993	11,483	12,000	6,935	14,000	14,000
100-3310-017-52-3705	MEMBERSHIP DUES	4,925	6,777	2,500	1,500	2,500	2,500
100-3310-017-52-3850	CONTRACT LABOR	-	-	5,000	-	-	-
100-3310-017-52-3901	MEDICAL	4,496	3,380	5,000	2,100	5,000	5,000
Total Services		502,449	580,322	571,525	382,514	573,720	573,720
100-3310-017-53-1101	OFFICE SUPPLIES	2,973	3,562	-	583	-	-
100-3310-017-53-1102	OPERATING SUPPLIES	98,210	111,650	110,000	67,928	135,856	120,000
100-3310-017-53-1105	AMMUNITION	26,755	28,160	35,000	18,603	40,000	40,000
100-3310-017-53-1117	COMPUTERS	5,293	14,093	15,000	16,225	15,000	15,000
100-3310-017-53-1210	UTILITIES	61,174	59,277	69,030	29,681	69,030	69,030
100-3310-017-53-1270	GAS & DIESEL FUEL	416,666	432,194	430,000	184,405	430,000	430,000
100-3310-017-53-1701	UNIFORMS	54,855	58,567	35,000	33,422	35,000	35,000
100-3310-017-53-1702	GA HIGHWAY SAFETY GRANT EXPENS	23,076	24,451	22,000	7,693	22,000	22,000
Total Supplies		689,003	731,954	716,030	358,542	746,886	731,030
100-3310-017-54-2201	AUTOS & TRUCKS	17,440	(14,296)	-	101,339	-	-
100-3310-017-54-2502	OTHER EQUIPMENT	35,905	34,850	116,500	49,896	20,000	20,000
100-3310-017-54-2509	OTHER\PISTOLS,RIFLES,AMMO	267	-	-	-	-	-
100-3310-017-54-3000	SBITA	-	7,000	-	-	-	-
100-3310-017-54-9999	LEASED EQUIPMENT	2,324,884	174,335	803,960	-	-	-
Total Capital		2,378,497	201,889	920,460	151,234	20,000	20,000
100-3310-017-58-1200	CAPITAL LEASE PRINCIPAL	128,587	447,433	737,997	373,690	737,997	1,355,128
100-3310-017-58-2200	CAPITAL LEASE INTEREST	16,055	118,171	-	-	-	-
Total Other		144,642	565,603	737,997	373,690	737,997	1,355,128
Total Appropriations		10,940,378	10,388,582	12,121,213	5,706,702	11,936,044	12,520,987

017 - Sheriff's Office - Revenues

GL Account	GL Name	Actuals 2022	Actuals 2023	Budget 2024	Actuals 12/31/23	Dept Requested 2025	Proposed 2025
	PROPERTY TAX, TAVT, & PENALTIES	-	-	-	-	-	7,748,469
	LOCAL OPTION SALES TAX (LOST)	-	-	-	-	-	3,467,004
	OTHER GENERAL REVENUES	-	-	-	-	-	1,095,114
	COMBINED REVENUES PRIOR YEAR	10,697,631	10,135,321	11,990,213	5,649,224	-	-
100-33-1123	GA HIGHWAY SAFETY GRANT REVENU	90,585	91,565	-	13,359	-	80,000
100-33-1170	FBI VIOLENT CRIME TASK FORCE	24,028	10,167	24,000	3,779	-	15,000
100-35-1190	SHERIFF'S OFFICE FINES	66,437	66,436	60,000	30,567	-	68,400
100-38-3003	INSURANCE RECOVERIES - SHERIFF	60,794	83,191	45,000	5,620	-	45,000
100-38-9011	SHERIFF INMATE RESTITUTION	903	1,903	2,000	4,154	-	2,000
Total Revenues		10,940,378	10,388,582	12,121,213	5,706,702	-	12,520,987
Net Surplus/(Deficit)		-	-	-	-	-	0

017 - Sheriff's Office - Personnel

Title	Full Time Equivalent (FTE)
ADMINISTRATIVE ASSISTANT I	1
BAILIFF	0.02
CAPTAIN	2
CHAPLIN	1
CHIEF DEPUTY	1
CIVIL PROCESS COORDINATOR	1
COMMUNICATIONS OFFICER	11
CORPORAL	6
COURT SECURITY BLUE COAT	2.35
COURT SECURITY BLUE COAT	0.47
CRIME ANALYST / COMMUNITY LIASION	1
DEPUTY SHERIFF	40.17
EVIDENCE ROOM	1
EXECUTIVE ASSISTANT	1
G.C.I.C. TERMINAL AGENCY COORDINATOR	1
INVESTIGATOR	10
OFFICE ASSISTANT	1
OFFICE COORDINATOR	1
OPEN RECORDS/PROFESSIONAL STANDARDS SPECIALIST	1
PUBLIC INFORMATION OFFICER	1
PURCHASING CLERK	1
RECEPTIONIST	1
SERGEANT	15
SHERIFF	1
SUPERIOR COURT CLERK	1
WARRANT DIVISION CLERK	1
WARRANTS DIVISION SERGEANT	1
Total Personnel	105.01

018 - Sheriff's Office Jail - Appropriations

GL Account	GL Name	Actuals 2022	Actuals 2023	Budget 2024	Actuals 12/31/23	Dept Requested 2025	Proposed 2025
100-3326-018-51-1100	SALARIES	1,987,449	2,251,376	2,647,450	1,191,583	2,498,139	2,498,139
100-3326-018-51-1101	RAISES	-	-	79,424	-	149,692	149,692
100-3326-018-51-1300	OVERTIME	187,641	224,357	172,091	116,634	173,421	173,421
100-3326-018-51-2101	MEDICAL/LIFE INSURANCE	17,645	18,356	19,173	9,600	18,089	18,089
100-3326-018-51-2102	HEALTH INSURANCE	634,738	599,083	979,558	342,301	982,948	982,948
100-3326-018-51-2200	PAYROLL TAXES	158,722	182,720	221,771	96,506	215,826	215,826
100-3326-018-51-2401	RETIREMENT	108,467	118,673	173,938	62,878	221,151	221,151
100-3326-018-51-2600	UNEMPLOYMENT	3,559	2,982	2,690	472	2,690	2,690
100-3326-018-51-2700	WORKMEN'S COMPENSATION	44,748	45,097	51,162	22,773	51,606	47,451
Total Personnel		3,142,969	3,442,642	4,347,256	1,842,748	4,313,564	4,309,409
100-3326-018-52-1306	PEST CONTROL	7,590	3,600	3,600	1,200	3,600	3,600
100-3326-018-52-2202	R & M - GENERAL (BUILDING)	34,149	51,065	40,000	19,314	40,000	40,000
100-3326-018-52-2203	R & M - GENERAL(EQUIPMENT)	19,444	18,056	20,000	5,690	20,000	20,000
100-3326-018-52-2204	R&M - GENERAL(GROUNDS)	2,054	3,109	2,000	697	2,000	2,000
100-3326-018-52-2208	COMPUTER MAINT. AGREEMENTS	-	10,016	15,000	2,224	15,000	15,000
100-3326-018-52-3103	PROF/GEN/LAW LIAB\INSURAN	34,385	24,104	35,000	30,216	31,000	31,000
100-3326-018-52-3106	CATASTROPHIC INSURANCE	24,698	24,375	25,000	12,080	25,000	25,000
100-3326-018-52-3201	TELEPHONE	2,645	2,674	2,700	1,426	2,800	2,800
100-3326-018-52-3701	PER DIEM & TRAVEL	6,281	472	1,000	92	1,000	1,000
100-3326-018-52-3702	TRAINING SCHOOLS & SEMINA	2,207	2,851	2,500	-	2,500	2,500
100-3326-018-52-3907	BOARDING OF EFF CO INMATE - SC	36,736	7,011	55,000	9,147	55,000	40,000
Total Services		170,188	147,333	201,800	82,087	197,900	182,900
100-3326-018-53-1101	OFFICE SUPPLIES	5,746	6,445	8,000	4,434	8,800	8,800
100-3326-018-53-1102	OPERATING SUPPLIES	12,195	12,772	15,000	3,692	15,000	15,000
100-3326-018-53-1103	JANITORIAL SUPPLIES	30,772	39,344	35,000	17,156	35,000	35,000
100-3326-018-53-1104	POSTAGE	1,899	2,522	2,000	1,059	2,000	2,000
100-3326-018-53-1109	CLOTHING,BEDDING,ETC.	34,754	29,715	25,000	20,359	40,000	35,000
100-3326-018-53-1117	COMPUTERS	1,773	626	2,500	1,865	2,500	2,500
100-3326-018-53-1210	UTILITIES	43,842	47,717	41,540	23,452	46,000	46,000
100-3326-018-53-1240	DISPOSAL ROLLOFFS-JAIL	2,822	2,518	2,500	1,657	2,500	2,500
100-3326-018-53-1270	GAS & DIESEL FUEL	1,534	2,630	12,000	1,498	12,000	12,000
100-3326-018-53-1301	GROCERIES	333,730	402,766	350,000	155,484	350,000	350,000
100-3326-018-53-1400	INMATE TRANSPORT COST	2,250	3,415	6,000	694	6,000	6,000
100-3326-018-53-1701	UNIFORMS	12,481	15,264	13,000	5,295	13,000	13,000
Total Supplies		483,797	565,734	512,540	236,647	532,800	527,800
100-3326-018-54-2502	OTHER EQUIPMENT	-	200,871	-	-	-	-
100-3326-018-54-9999	LEASED EQUIPMENT	8,130	-	-	-	-	-
Total Capital		8,130	200,871	-	-	-	-
100-3326-018-58-1200	CAPITAL LEASE PRINCIPAL	3,103	3,230	3,233	1,810	3,300	3,608
100-3326-018-58-2200	CAPITAL LEASE INTEREST	130	97	-	-	-	-
Total Other		3,233	3,326	3,233	1,810	3,300	3,608
Total Appropriations		3,808,316	4,359,907	5,064,828	2,163,292	5,047,564	5,023,717

018 - Sheriff's Office Jail - Revenues

GL Account	GL Name	Actuals 2022	Actuals 2023	Budget 2024	Actuals 12/31/23	Dept Requested 2025	Proposed 2025
	PROPERTY TAX, TAVT, & PENALTIES	-	-	-	-	-	3,162,003
	LOCAL OPTION SALES TAX (LOST)	-	-	-	-	-	1,414,819
	OTHER GENERAL REVENUES	-	-	-	-	-	446,895
	COMBINED REVENUES PRIOR YEAR	3,808,150	4,359,907	5,064,828	2,163,292	-	-
100-34-2331	JAIL BOARD	166	-	-	-	-	-
100-38-9019	TURNOVER SAVINGS - JAIL	-	-	-	-	-	-
Total Revenues		3,808,316	4,359,907	5,064,828	2,163,292	-	5,023,717
Net Surplus/(Deficit)		-	-	-	-	-	0

018 - Sheriff's Office Jail - Personnel

Title	Full Time Equivalent (FTE)
BOOKING OFFICER	4
CAPTAIN, JAIL COMMANDER	1
CLERK, JAIL	1
CORPORAL DETENTION	10
DETENTION OFFICER	36
INFORMATION SYSTEMS TECHNICIAN	2
INTELLIGENCE OFFICER	1
LIEUTENANT, ASST. JAIL COMMANDER	1
MAINTENANCE WORKER II	1
SERGEANT, DETENTION	2
Total Personnel	59

019 - EMS - Appropriations

GL Account	GL Name	Actuals 2022	Actuals 2023	Budget 2024	Actuals 12/31/23	Dept Requested 2025	Proposed 2025
100-3601-019-51-1100	SALARIES	1,734,403	1,927,914	2,124,148	947,591	2,291,519	2,291,519
100-3601-019-51-1101	RAISES	-	-	63,678	-	137,491	137,491
100-3601-019-51-1300	OVERTIME	425,648	589,923	615,633	383,994	688,863	688,863
100-3601-019-51-2101	MEDICAL/LIFE INSURANCE	13,393	15,853	14,298	6,828	14,298	14,298
100-3601-019-51-2102	HEALTH INSURANCE	544,254	618,002	851,427	296,154	769,631	769,631
100-3601-019-51-2200	PAYROLL TAXES	156,680	183,027	214,465	97,328	238,517	238,517
100-3601-019-51-2401	RETIREMENT	109,145	133,145	160,203	70,332	217,878	217,878
100-3601-019-51-2600	UNEMPLOYMENT	2,973	2,307	2,918	292	3,010	3,010
100-3601-019-51-2700	WORKMEN'S COMPENSATION	80,167	82,974	84,367	40,060	95,078	91,391
Total Personnel		3,066,662	3,553,146	4,131,137	1,842,579	4,456,285	4,452,598
100-3601-019-52-1101	CONSULTANT	-	-	12,000	-	-	-
100-3601-019-52-1101-1	BILLING SERVICES	93,290	91,262	65,000	-	100,000	100,000
100-3601-019-52-1202	ATTORNEY & PROFESSIONAL SERVIC	-	-	-	-	-	-
100-3601-019-52-1214	COMMUNITY AWARENESS	537	854	2,500	-	2,500	2,500
100-3601-019-52-1303	COMPUTER SERVICES	453	2,265	-	-	-	-
100-3601-019-52-1321	COLLECTION FEES	63	-	-	-	-	-
100-3601-019-52-2201	R&M FIRST SERV VECH MAINT	591	-	-	-	-	-
100-3601-019-52-2202	R & M - GENERAL(BUILDING)	4,576	7,360	4,500	3,758	4,500	4,500
100-3601-019-52-2203	R & M - GENERAL(EQUIPMNT)	32,153	33,452	35,000	3,092	35,000	35,000
100-3310-019-52-2205	VEHICLE ACCIDENT	-	-	-	-	-	-
100-3310-019-52-2208	COMPUTER MAINT AGREEMENTS	-	668	3,800	2,003	3,800	3,800
100-3601-019-52-2310	RENT	618	-	-	-	-	-
100-3601-019-52-2321	OPERATING LEASES/RENTAL COPIER	1,684	2,793	-	1,837	3,500	3,500
100-3601-019-52-3101	PROPERTY INSURANCE	2,019	2,682	2,700	7,403	2,700	7,500
100-3601-019-52-3102	AUTO,TRK,EQ - INSURANCE	11,253	14,929	15,000	17,886	15,000	18,000
100-3601-019-52-3103	PROF/GEN/LAW LIAB\INSURAN	15,584	12,726	12,800	16,058	12,800	17,000
100-3601-019-52-3201	TELEPHONE	11,919	11,302	13,516	6,262	14,100	14,100
100-3601-019-52-3607	ANNUAL LICENSE FEES	17,972	23,400	18,900	17,900	17,900	17,900
100-3601-019-52-3701	PER DIEM & TRAVEL	-	346	2,200	-	2,200	2,200
100-3601-019-52-3702	TRAINING SCHOOLS & SEMINA	-	4,375	4,500	-	4,500	4,500
100-3601-019-52-3705	MEMBERSHIP DUES	-	25	-	-	1,200	1,200
100-3601-019-52-3706	RECRUITMENT & RETENTION	668	-	1,500	-	3,000	3,000
Total Services		193,380	208,438	193,916	76,199	222,700	234,700
100-3601-019-53-1101	OFFICE SUPPLIES	1,776	2,972	3,500	144	3,000	3,000
100-3601-019-53-1102	OPERATING SUPPLIES	54,212	70,535	72,000	20,392	80,000	76,000
100-3601-019-53-1103	JANITORIAL SUPPLIES	3,732	3,317	5,000	745	5,000	4,000
100-3601-019-53-1111	INFECTION CONTROL SUPPLY	8,992	-	-	-	-	-
100-3601-019-53-1116	PHARMACEUTICALS	23,756	14,059	22,500	9,609	22,500	22,500
100-3601-019-53-1210	UTILITIES	16,542	19,529	18,000	9,026	20,000	20,000
100-3601-019-53-1270	GAS & DIESEL FUEL	128,530	137,618	130,000	54,626	135,000	135,000
100-3601-019-53-1701	UNIFORMS	6,590	5,564	7,200	1,255	7,200	7,200
Total Supplies		244,131	253,594	258,200	95,797	272,700	267,700
100-3601-019-54-1210	CONSTRUCTION	3,000	-	432,000	-	52,000	52,000
100-3601-019-54-2201	AUTOS & TRUCKS	82	-	360,000	143,117	522,792	522,792
100-3601-019-54-2502	OTHER EQUIPMENT	(13,710)	8,527	42,437	-	202,200	195,700
100-3601-019-54-9999	LEASED EQUIPMENT	6,883	-	-	-	-	-
Total Capital		(3,745)	8,527	834,437	143,117	776,992	770,492
100-3601-019-58-1200	CAPITAL LEASE PRINCIPAL	2,627	2,674	5,195	3,846	-	8,754
100-3601-019-58-2200	CAPITAL LEASE INTEREST	110	79	-	-	-	-
Total Other		2,737	2,754	5,195	3,846	-	8,754
Total Appropriations		3,503,165	4,026,459	5,422,885	2,161,539	5,728,677	5,734,244

019 - EMS - Revenues

GL Account	GL Name	Actuals 2022	Actuals 2023	Budget 2024	Actuals 12/31/23	Dept Requested 2025	Proposed 2025
	PROPERTY TAX, TAVT, & PENALTIES	-	-	-	-	-	2,108,065
	LOCAL OPTION SALES TAX (LOST)	-	-	-	-	-	943,240
	OTHER GENERAL REVENUES	-	-	-	-	-	297,939
	COMBINED REVENUES PRIOR YEAR	1,705,836	2,195,186	3,625,885	1,020,469	-	-
100-33-4231	GA TRAUMA CARE GRANT	11,660	8,426	-	-	-	8,000
100-34-2600	AMBULANCE	600	725	2,000	400	-	2,000
100-34-2601	AMBULANCE FOR ROEBLING RD TRAC	48,660	56,425	50,000	45,610	-	70,000
100-34-2605	EMS billing Revenue	2,298,344	2,221,987	2,300,000	1,590,801	-	3,120,000
100-34-2606	EMS BILLING - MANDATORY WRITEOFFS	(706,934)	(601,290)	(700,000)	(495,741)	-	(960,000)
100-34-2607	EFFINGHAM HOSP EXPANDED SERVIC	145,000	145,000	145,000	-	-	145,000
Total Revenues		3,503,165	4,026,459	5,422,885	2,161,539	-	5,734,244
Net Surplus/(Deficit)		-	-	-	-	-	(0)

019 - EMS - Personnel

Title	Full Time Equivalent (FTE)
EMERGENCY MEDICAL TECHNICIAN	11.64
EMS DIRECTOR	1
EMS OFFICE COORDINATOR	1
INTERN	0.16
OPERATIONS MANAGER	1
PARAMEDIC	30.4
PARAMEDIC - TRAINING OFFICER	1
PARAMEDIC SUPERVISOR	3
Total Personnel	49.2

020 - EEMA - Appropriations

GL Account	GL Name	Actuals 2022	Actuals 2023	Budget 2024	Actuals 12/31/23	Dept Requested 2025	Proposed 2025
100-3100-020-51-1100	SALARIES	36,380	45,924	42,099	23,841	106,773	59,557
100-3100-020-51-1101	RAISES	-	-	3,368	-	5,445	3,573
100-3100-020-51-1300	OVERTIME	-	-	-	-	-	-
100-3100-020-51-2101	MEDICAL/LIFE INSURANCE	353	403	325	200	542	325
100-3100-020-51-2102	HEALTH INSURANCE	17,860	11,067	13,494	6,284	30,543	18,229
100-3100-020-51-2200	PAYROLL TAXES	2,330	3,513	3,478	1,824	8,585	4,830
100-3100-020-51-2401	RETIREMENT	2,170	1,397	2,728	1,430	7,655	4,072
100-3100-020-51-2600	UNEMPLOYMENT	61	106	46	-	137	91
100-3100-020-51-2700	WORKMEN'S COMPENSATION	798	945	818	429	2,020	985
Total Personnel		59,952	63,355	66,357	34,009	161,701	91,662
100-3100-020-52-1213	GRANT CONTRACT	-	14,625	-	-	-	-
100-3100-020-52-2201	R&M FIRST SERV VECH MAINT	-	735	-	-	-	-
100-3100-020-52-2202	R&M - GENERAL(BUILDING)	12,425	29,847	10,500	-	10,500	10,500
100-3100-020-52-2202-1	R&M Batteries	-	-	500	-	5,000	-
100-3100-020-52-2203	R & M - GENERAL (EQUIPMENT)	11,961	37,632	11,000	(379)	11,000	11,000
100-3100-020-52-2203-1	R & M MOTORLA CONTRACT #	197,871	243,298	250,257	45,096	275,000	275,000
100-3100-020-52-2208	COMPUTER MAINT. AGRMNTS	10,310	8,812	11,000	4,668	25,000	25,000
100-3100-020-52-2211	COVID RELATED EXPENSES	7,533	-	-	-	-	-
100-3100-020-52-3101	PROPERTY INSURANCE	581	751	755	1,118	1,200	1,200
100-3100-020-52-3102	AUTO,TRK,EQ-INSURANCE	2,534	4,213	4,300	7,336	8,500	1,200
100-3100-020-52-3103	PROF/GEN/LAW LIAB/INS	369	281	400	258	400	400
100-3100-020-52-3201	TELEPHONE	4,528	5,052	4,500	4,552	10,000	10,000
100-3100-020-52-3701	PER DIEM & TRAVEL	208	4,148	4,000	673	6,000	4,000
100-3100-020-52-3702	TRAINING SCHOOLS & SEMINA	595	1,202	750	175	1,500	1,500
100-3100-020-52-3705	MEMBERSHIP DUES	150	50	150	50	150	150
Total Services		249,066	350,645	298,112	63,547	354,250	339,950
100-3100-020-53-1101	OFFICE SUPPLIES	59	1,546	2,000	134	2,000	2,000
100-3100-020-53-1102	OPERATING SUPPLIES	1,600	2,710	2,600	4,264	7,000	2,800
100-3100-020-53-1104	POSTAGE	-	-	50	-	100	100
100-3100-020-53-1210	UTILITIES	20,181	19,550	22,000	12,711	25,000	25,000
100-3100-020-53-1270	GAS & DIESEL FUEL	1,257	5,004	4,000	1,775	5,000	5,000
100-3100-020-53-1701	UNIFORMS	-	1,255	500	219	1,000	1,000
Total Supplies		23,095	30,065	31,150	19,103	40,100	35,900
100-3100-020-54-2501	OFFICE EQUIPMENT	204	-	-	-	-	-
100-3100-020-54-2502	OTHER EQUIPMENT	-	18,158	-	12,694	-	-
100-3100-020-54-9999	LEASED EQUIPMENT	-	43,109	-	-	-	-
Total Capital		204	61,267	-	12,694	-	-
100-3100-020-58-1200	CAPITAL LEASE PRINCIPAL	-	6,412	-	2,544	-	10,175
100-3100-020-58-2200	CAPITAL LEASE INTEREST	-	2,078	-	-	-	-
Total Other		-	8,491	-	2,544	-	10,175
Total Appropriations		332,317	513,823	395,619	131,896	556,051	477,687

020 - EEMA - Revenues

GL Account	GL Name	Actuals 2022	Actuals 2023	Budget 2024	Actuals 12/31/23	Dept Requested 2025	Proposed 2025
	PROPERTY TAX, TAVT, & PENALTIES	-	-	-	-	-	300,663
	LOCAL OPTION SALES TAX (LOST)	-	-	-	-	-	134,530
	OTHER GENERAL REVENUES	-	-	-	-	-	42,494
	COMBINED REVENUES PRIOR YEAR	332,317	513,823	395,619	131,896	-	-
Total Revenues		332,317	513,823	395,619	131,896	-	477,687
Net Surplus/(Deficit)		-	-	-	-	-	0

020 - EEMA - Personnel

Title	Full Time Equivalent (FTE)
EMA COORDINATOR	1
RADIO TECHNICIAN	0.2
Total Personnel	1.2

021 - Facilities Maintenance - Appropriations

GL Account	GL Name	Actuals 2022	Actuals 2023	Budget 2024	Actuals 12/31/23	Dept Requested 2025	Proposed 2025
100-1565-021-51-1100	SALARIES	280,397	309,911	315,973	167,062	351,998	351,998
100-1565-021-51-1101	RAISES	-	-	25,278	-	21,120	21,120
100-1565-021-51-1300	OVERTIME	1,051	971	-	798	-	-
100-1565-021-51-2101	MEDICAL/LIFE INSURANCE	2,574	2,878	2,925	1,336	2,925	2,925
100-1565-021-51-2102	HEALTH INSURANCE	111,528	110,148	117,887	61,323	147,355	147,355
100-1565-021-51-2200	PAYROLL TAXES	20,242	22,782	26,106	12,285	28,544	28,544
100-1565-021-51-2401	RETIREMENT	15,507	15,497	20,475	8,797	27,238	27,238
100-1565-021-51-2600	UNEMPLOYMENT	539	545	410	64	410	410
100-1565-021-51-2700	WORKMEN'S COMPENSATION	6,553	5,692	8,780	2,735	9,486	9,073
Total Personnel		438,392	468,425	517,834	254,400	589,075	588,662
100-1565-021-52-1101	CONSULTANT	76,765	-	-	-	-	-
100-1565-021-52-1306	PEST CONTROL	3,933	4,365	4,000	2,100	4,300	4,300
100-1565-021-52-2202	R&M - GENERAL(BUILDING)	178,454	200,268	175,000	145,161	200,000	200,000
100-1565-021-52-2211	COVID RELATED EXPENSES	-	-	-	-	-	-
100-1565-021-52-3101	PROPERTY INSURANCE	42,990	57,339	58,000	87,019	87,500	87,500
100-1565-021-52-3102	AUTO,TRK,EQ-INSURANCE	5,251	7,529	7,600	7,072	7,100	7,100
100-1565-021-52-3103	PROF/GEN/LAW LIAB\INSURAN	2,128	1,849	2,000	2,013	2,100	2,100
100-1565-021-52-3201	TELEPHONE	31,312	32,673	35,000	16,175	35,000	35,000
Total Services		340,832	304,024	281,600	259,539	336,000	336,000
100-1565-021-53-1101	OFFICE SUPPLIES	280	693	500	507	500	500
100-1565-021-53-1102	OPERATING SUPPLIES	6,667	8,135	8,500	5,367	8,500	8,500
100-1565-021-53-1103	JANITORIAL SUPPLIES	13,311	14,781	15,250	10,744	15,750	15,750
100-1565-021-53-1210	UTILITIES	328,778	324,274	336,820	202,149	400,000	400,000
100-1565-021-53-1240	DISPOSAL ROLLOFFS	5,202	6,937	2,400	4,888	7,000	7,000
100-1565-021-53-1270	GAS & DIESEL FUEL	10,533	9,163	12,000	4,820	10,000	10,000
Total Supplies		364,772	363,982	375,470	228,476	441,750	441,750
100-1565-021-54-1306	ADMINISTRATIVE BUILDING PROJECTS	679,446	1,624	-	-	-	-
100-1565-021-54-2201	AUTOS & TRUCKS	7,806	9,127	-	8	-	-
100-1565-021-54-2502	OTHER EQUIPMENT	24,940	12,559	113,000	89,913	755,000	755,000
100-1565-021-54-9999	LEASED EQUIPMENT	85,481	69,929	-	-	-	-
Total Capital		797,672	93,239	113,000	89,920	755,000	755,000
100-1565-021-58-1200	CAPITAL LEASE PRINCIPAL	7,245	25,880	36,098	19,202	-	36,098
100-1565-021-58-2200	CAPITAL LEASE INTEREST	1,144	7,086	-	-	-	-
Total Other		8,389	32,966	36,098	19,202	-	36,098
Total Appropriations		1,950,057	1,262,635	1,324,001	851,536	2,121,825	2,157,510

021 - Facilities Maintenance - Revenues

GL Account	GL Name	2022	2023	2024	12/31/23	2025	2025
	PROPERTY TAX, TAVT, & PENALTIES	-	-	-	-	-	1,267,711
	LOCAL OPTION SALES TAX (LOST)	-	-	-	-	-	567,229
	OTHER GENERAL REVENUES	-	-	-	-	-	179,169
	COMBINED REVENUES PRIOR YEAR	1,841,592	1,074,735	1,250,801	789,630	-	-
100-38-1005	LEASES AND RENT	55,902	92,263	20,700	28,156	-	90,000
100-38-1005-1	LEASES AND RENT CROWN COMMUNIC	18,314	64,628	17,500	16,053	-	18,400
100-38-1009	OMNIFLIGHT REVENUE	34,249	31,010	35,000	17,698	-	35,000
Total Revenues		1,950,057	1,262,635	1,324,001	851,536	-	2,157,510
Net Surplus/(Deficit)		-	-	-	-	-	(0)

021 - Facilities Maintenance - Personnel

Title	Full Time Equivalent (FTE)
CUSTODIAN	2
CUSTODIAN	1
FACILITIES PLANNER	1
FACILITIES MAINTENANCE DIRECTOR	1
MAINTENANCE WORKER III	3
SENIOR CUSTODIAN - MOBILE CLEANING CREW	1
Total Personnel	9

022 - Animal Shelter - Appropriations

GL Account	GL Name	Actuals 2022	Actuals 2023	Budget 2024	Actuals 12/31/23	Dept Requested 2025	Proposed 2025
100-3910-022-51-1100	SALARIES	102,527	106,709	115,315	59,782	125,840	125,840
100-3910-022-51-1101	RAISES	-	-	9,225	-	7,550	7,550
100-3910-022-51-1300	OVERTIME	1,843	912	-	645	-	-
100-3910-022-51-2101	MEDICAL/LIFE INSURANCE	658	747	650	341	650	650
100-3910-022-51-2102	HEALTH INSURANCE	17,937	23,324	26,886	12,197	36,458	36,458
100-3910-022-51-2200	PAYROLL TAXES	7,737	8,116	9,527	4,563	10,204	10,204
100-3910-022-51-2401	RETIREMENT	3,590	4,401	4,828	2,625	6,341	6,341
100-3910-022-51-2600	UNEMPLOYMENT	279	203	228	22	228	228
100-3910-022-51-2700	WORKMEN'S COMPENSATION	809	752	785	383	840	707
Total Personnel		135,380	145,163	167,445	80,557	188,112	187,979
100-3910-022-52-1101	CONSULTANT	101	-	-	-	-	-
100-3910-022-52-1102	APPEAL BOARD	-	1,766	-	276	-	-
100-3910-022-52-1306	PEST CONTROL	480	480	2,500	240	2,500	500
100-3910-022-52-2202	R & M - GENERAL(BUILDING)	1,541	10,967	10,000	888	10,000	10,000
100-3910-022-52-2321	OPERATING LEASES/RENTAL COPIER	23	(12)	-	-	-	-
100-3910-022-52-3001-5	NEW DONATIONS BANK ACCOUNT	1,069	-	-	2,600	6,000	6,000
100-3910-022-52-3101	PROPERTY INSURANCE	590	795	800	1,218	1,300	1,300
100-3910-022-52-3102	AUTO,TRK,EQ - INSURANCE	1,750	2,151	2,200	3,536	3,600	3,600
100-3910-022-52-3103	PROF/GEN/LAW LIAB\INSURAN	677	539	700	651	700	700
100-3910-022-52-3201	TELEPHONE	2,812	3,992	3,000	3,443	3,000	6,800
100-3910-022-52-3301	ADVERTISEMENT	-	-	200	-	200	200
100-3910-022-52-3810	VETERINARIAN SERVICES	16,896	34,713	40,000	24,912	70,000	50,000
100-3910-022-52-3811	DEPT OF AG GRANT	-	4,349	-	-	-	-
100-3910-022-52-3901	MEDICAL	-	708	-	112	-	-
100-3910-022-52-3910	VACCINES	1,550	2,315	-	590	-	-
Total Services		27,490	62,765	59,400	38,465	97,300	79,100
100-3910-022-53-1101	OFFICE SUPPLIES	293	314	1,000	213	1,000	1,000
100-3910-022-53-1102	OPERATING SUPPLIES	9,420	10,133	15,000	4,929	15,000	15,000
100-3910-022-53-1103	JANITORIAL SUPPLIES	3,266	4,074	7,500	1,702	7,500	7,500
100-3910-022-53-1104	POSTAGE	-	65	-	-	-	-
100-3910-022-53-1105	PETCO GRANT	18,845	6,577	-	5,890	-	-
100-3910-022-53-1106	BEST FRIENDS / RACHEL RAY	2,335	-	-	-	-	-
100-3910-022-53-1210	UTILITIES	12,036	11,043	12,000	7,327	15,000	15,000
100-3910-022-53-1270	GAS & DIESEL FUEL	548	630	800	370	800	800
100-3910-022-53-1701	UNIFORMS	394	-	500	100	2,000	2,000
Total Supplies		47,136	32,836	36,800	20,531	41,300	41,300
100-3910-022-54-2201	AUTOS & TRUCKS	331	12,587	-	-	-	-
100-3910-022-54-2502	OTHER EQUIPMENT	-	-	-	-	31,000	6,000
100-3910-022-54-9999	LEASED EQUIPMENT	30,190	-	-	-	-	-
Total Capital		30,521	12,587	-	-	31,000	6,000
100-3910-022-58-1200	CAPITAL LEASE PRINCIPAL	2,586	6,364	7,843	3,976	-	7,951
100-3910-022-58-2200	CAPITAL LEASE INTEREST	79	1,507	-	-	-	-
Total Other		2,665	7,870	7,843	3,976	-	7,951
Total Appropriations		243,192	261,222	271,488	143,529	357,712	322,330

022 - Animal Shelter - Revenues

GL Account	GL Name	Actuals 2022	Actuals 2023	Budget 2024	Actuals 12/31/23	Dept Requested 2025	Proposed 2025
	PROPERTY TAX, TAVT, & PENALTIES	-	-	-	-	-	190,920
	LOCAL OPTION SALES TAX (LOST)	-	-	-	-	-	85,426
	OTHER GENERAL REVENUES	-	-	-	-	-	26,983
	COMBINED REVENUES PRIOR YEAR	220,171	229,086	252,488	132,669	-	-
100-34-6101	ANIMAL CONTROL FINES	2,315	2,540	3,000	1,235	-	3,000
100-34-6102	ANIMAL CONTROL\RABIES VAC	3,205	3,065	3,000	1,875	-	3,000
100-34-6103	ANIMAL CONTROL\ADOPT-A-THON	6,950	7,210	10,000	5,335	-	10,000
100-34-6103-5	ANIMAL CONTROL NEW DONATIONS B	3,051	6,820	3,000	2,415	-	3,000
100-37-1003	PETCO GRANT	7,500	7,500	-	-	-	-
100-33-4141	GA DEPT. OF AG ANIMAL CONTROL	-	5,000	-	-	-	-
Total Revenues		243,192	261,222	271,488	143,529	-	322,330
Net Surplus/(Deficit)		-	-	-	-	-	(0)

022 - Animal Shelter - Personnel

	Title	Full Time Equivalent (FTE)
	ANIMAL SHELTER MANAGER	1
	KENNEL ASSISTANT	2.5
Total Personnel		3.5

026 - DFCS - Appropriations

GL Account	GL Name	2022	2023	2024	12/31/23	2025	2025
		-	-	-	-	-	-
Total Personnel		-	-	-	-	-	-
100-5460-026-52-1306	PEST CONTROL	300	300	480	150	480	480
100-5460-026-52-2131	JANITOR	16,500	16,500	16,500	8,250	16,500	16,500
100-5460-026-52-2202	R & M - GENERAL(BUILDING)	3,843	2,804	3,000	2,016	3,000	3,000
100-5460-026-52-2204	R & M - GENERAL(GROUNDS)	-	-	1,000	-	1,000	1,000
Total Services		20,643	19,604	20,980	10,416	20,980	20,980
100-5460-026-53-1103	JANITORIAL SUPPLIES	807	807	2,500	820	2,500	2,500
100-5460-026-53-1210	UTILITIES	15,457	16,209	17,220	9,198	17,220	17,220
Total Supplies		16,264	17,016	19,720	10,018	19,720	19,720
		-	-	-	-	-	-
Total Capital		-	-	-	-	-	-
100-5460-026-57-2001	BUDGET REQUEST	34,500	34,500	34,500	17,250	34,500	34,500
Total Other		34,500	34,500	34,500	17,250	34,500	34,500
Total Appropriations		71,407	71,120	75,200	37,683	75,200	75,200

026 - DFCS - Revenues

GL Account	GL Name	Actuals 2022	Actuals 2023	Budget 2024	Actuals 12/31/23	Dept Requested 2025	Proposed 2025
	PROPERTY TAX, TAVT, & PENALTIES	-	-	-	-	-	11,959
	LOCAL OPTION SALES TAX (LOST)	-	-	-	-	-	5,351
	OTHER GENERAL REVENUES	-	-	-	-	-	1,690
	COMBINED REVENUES PRIOR YEAR	14,609	15,013	20,480	10,323	-	-
100-33-5005	DHR(DFCS)IN LIEU OF RENT	56,798	56,107	54,720	27,360	-	56,200
Total Revenues		71,407	71,120	75,200	37,683	-	75,200
Net Surplus/(Deficit)		-	-	-	-	-	-

026 - DFCS - Personnel

Title	Full Time Equivalent (FTE)
<i>no personnel</i>	0
Total Personnel	0

028 - UGA Extension - Appropriations

GL Account	GL Name	Actuals 2022	Actuals 2023	Budget 2024	Actuals 12/31/23	Dept Requested 2025	Proposed 2025
100-7130-028-51-1100	SALARIES	101,974	6,412	-	-	-	-
100-7130-028-51-1101	RAISES	-	-	-	-	-	-
100-7130-028-51-1300	OVERTIME	-	-	-	-	-	-
100-7130-028-51-2101	MEDICAL/LIFE INSURANCE	153	-	-	-	-	-
100-7130-028-51-2102	HEALTH INSURANCE	6,508	-	-	-	-	-
100-7130-028-51-2200	PAYROLL TAXES	7,796	490	-	-	-	-
100-7130-028-51-2401	RETIREMENT	15,301	(4,985)	-	-	-	-
100-7130-028-51-2600	UNEMPLOYMENT	167	18	-	-	-	-
100-7130-028-51-2700	WORKMENS COMPENSATION	94	4	-	-	-	-
Total Personnel		131,993	1,939	-	-	-	-
100-7130-028-52-1101	CONSULTANT	-	132,791	219,579	43,851	236,921	236,921
100-7130-028-52-2131	JANITOR	4,095	-	-	-	-	-
100-7130-028-52-2204	R & M - GENERAL(GROUNDS)	269	-	-	-	-	-
100-7130-028-52-2310	RENT	15,750	-	-	-	-	-
100-7130-028-52-2321	OPERATING LEASES/RENTAL	-	45	-	-	-	-
100-7130-028-52-3101	PROPERTY INSURANCE	7	10	100	-	100	-
100-7130-028-52-3102	AUTO,TRK,EQ-INSURANCE	1,750	2,151	2,200	2,357	2,200	2,400
100-7130-028-52-3103	PROF/GEN/LAW LIAB\INSURAN	695	-	-	-	-	-
100-7130-028-52-3201	TELEPHONE	2,067	1,851	1,800	755	1,800	1,800
100-7130-028-52-3701	PER DIEM & TRAVEL	551	2,668	2,000	885	2,000	2,000
100-7130-028-52-3702	TRAINING SCHOOLS & SEMINA	4,478	4,041	4,000	2,414	5,500	5,500
100-7130-028-52-3705	MEMBERSHIP DUES	1,034	180	1,200	465	1,200	1,200
Total Services		30,696	143,736	230,879	50,727	249,721	249,821
100-7130-028-53-1101	OFFICE SUPPLIES	3,771	3,359	3,500	1,353	3,500	3,500
100-7130-028-53-1102	OPERATING SUPPLIES	138	229	1,500	584	1,500	1,500
100-7130-028-53-1104	POSTAGE	18	62	100	-	100	100
100-7130-028-53-1112	4-H SUPPLIES	11,717	12,807	12,000	6,607	12,000	12,000
100-7130-028-53-1210	UTILITIES	-	-	-	-	-	-
100-7130-028-53-1270	GAS & DIESEL FUEL	2,344	4,109	3,600	1,587	3,600	3,600
Total Supplies		17,988	20,565	20,700	10,131	20,700	20,700
100-7130-028-54-2201	AUTOS & TRUCKS	-	443	-	-	80,000	80,000
100-7130-028-54-1210	CONSTRUCTION	-	-	-	-	35,000	-
100-7130-028-54-9999	LEASED EQUIPMENT	5,657	22,764	-	-	-	-
Total Capital		5,657	23,207	-	-	115,000	80,000
100-7130-028-58-1200	CAPITAL LEASE PRINCIPAL	2,159	6,170	7,260	3,799	7,260	23,373
100-7130-028-58-2200	CAPITAL LEASE INTEREST	90	1,063	-	-	-	-
Total Other		2,249	7,233	7,260	3,799	7,260	23,373
Total Appropriations		188,584	196,681	258,839	64,657	392,681	373,894

028 - UGA Extension - Revenues

GL Account	GL Name	2022	2023	2024	12/31/23	2025	2025
	PROPERTY TAX, TAVT, & PENALTIES	-	-	-	-	-	235,335
	LOCAL OPTION SALES TAX (LOST)	-	-	-	-	-	105,299
	OTHER GENERAL REVENUES	-	-	-	-	-	33,261
	COMBINED REVENUES PRIOR YEAR	188,584	196,681	258,839	64,657	-	-
100-33-4139	UGA EXTENSION 4-H PERSONNEL	-	-	-	-	-	-
Total Revenues		188,584	196,681	258,839	64,657	-	373,894
Net Surplus/(Deficit)		-	-	-	-	-	-

028 - UGA Extension - Personnel

Title	Full Time Equivalent (FTE)
<i>no personnel</i>	0
Total Personnel	0

032 - Congregate Meals - Appropriations

GL Account	GL Name	Actuals 2022	Actuals 2023	Budget 2024	Actuals 12/31/23	Dept Requested 2025	Proposed 2025
100-5520-032-51-1100	SALARIES	91,954	107,891	97,282	64,397	150,696	149,968
100-5520-032-51-1101	RAISES	-	-	7,783	-	8,374	8,374
100-5520-032-51-1300	OVERTIME	133	-	-	-	-	-
100-5520-032-51-2101	MEDICAL/LIFE INSURANCE	785	856	650	461	975	975
100-5520-032-51-2102	HEALTH INSURANCE	27,301	36,490	41,841	23,609	54,686	54,686
100-5520-032-51-2200	PAYROLL TAXES	6,761	7,770	8,037	4,629	12,169	12,113
100-5520-032-51-2401	RETIREMENT	4,959	6,489	6,304	3,657	11,612	11,559
100-5520-032-51-2600	UNEMPLOYMENT	107	91	91	-	137	137
100-5520-032-51-2700	WORKMEN'S COMPENSATION	686	749	662	407	1,002	855
Total Personnel		132,686	160,335	162,650	97,160	239,651	238,667
100-5520-032-52-1306	PEST CONTROL	480	480	980	240	980	980
100-5520-032-52-2202	R & M - GENERAL(BUILDING)	5,875	9,811	8,000	4,374	12,000	10,000
100-5520-032-52-2321	OPERATING LEASES/RENTAL COPIER	1,320	1,032	-	170	-	-
100-5520-032-52-3101	PROPERTY INSURANCE	1,420	1,912	2,000	2,927	3,000	3,000
100-5520-032-52-3103	PROF/GEN/LAW LIAB\INSURAN	601	528	600	632	650	650
100-5520-032-52-3201	TELEPHONE	3,580	5,438	4,000	4,412	8,800	8,800
100-5520-032-52-3702	TRAINING SCHOOLS & SEMINA	-	36	-	155	600	600
Total Services		13,277	19,238	15,580	12,911	26,030	24,030
100-5520-032-53-1101	OFFICE SUPPLIES	3,278	2,145	2,500	660	2,500	2,500
100-5520-032-53-1103	JANITORIAL SUPPLIES	3,100	3,356	4,200	897	4,200	4,200
100-5520-032-53-1210	UTILITIES	20,558	21,696	21,000	11,084	22,000	22,000
100-5520-032-53-1301	GROCERIES	-	37,136	36,000	19,584	36,000	36,000
100-5520-032-53-1602	CRC MINI GRANT	10,013	-	-	-	-	-
Total Supplies		36,950	64,333	63,700	32,226	64,700	64,700
100-5520-032-54-1210	CONSTRUCTION	-	-	85,000	9,710	-	-
100-5520-032-54-2501	OFFICE EQUIPMENT	-	-	-	-	-	-
100-5520-032-54-2502	OTHER EQUIPMENT	-	25,098	15,000	-	-	-
100-5520-032-54-9999	LEASED EQUIPMENT	1,358	-	-	-	-	-
Total Capital		1,358	25,098	100,000	9,710	-	-
100-5520-032-58-1200	CAPITAL LEASE PRINCIPAL	518	533	540	288	540	575
100-5520-032-58-2200	CAPITAL LEASE INTEREST	22	16	-	-	-	-
Total Other		540	549	540	288	540	575
Total Appropriations		184,810	269,552	342,469	152,295	330,921	327,973

032 - Congregate Meals - Revenues

GL Account	GL Name	Actuals 2022	Actuals 2023	Budget 2024	Actuals 12/31/23	Dept Requested 2025	Proposed 2025
	PROPERTY TAX, TAVT, & PENALTIES	-	-	-	-	-	150,413
	LOCAL OPTION SALES TAX (LOST)	-	-	-	-	-	67,301
	OTHER GENERAL REVENUES	-	-	-	-	-	21,258
	COMBINED REVENUES PRIOR YEAR	144,125	186,952	253,469	151,854	-	-
100-33-1111	TITLE III C1 CONGREGATE-FED #9	11,847	55,631	60,000	-	-	60,000
100-33-1112	AOA NSIP (USDA) CONGREGATE #93	13,286	13,742	13,000	-	-	13,000
100-33-4111	TITLE III C1 CONGREG-STATE #93	1,279	3,275	-	-	-	-
100-33-4130	CRC SENIOR CENTER MINI GRANT	6,000	-	-	-	-	-
100-33-4164	CBS CONGREGATE MEALS	6,352	9,127	9,000	-	-	9,000
100-37-1002	SENIOR MEAL DONATIONS	1,478	825	1,000	441	-	1,000
100-33-1157	FFCRA CONGREGATE MALS	443	-	6,000	-	-	6,000
Total Revenues		184,810	269,552	342,469	152,295	-	327,973
Net Surplus/(Deficit)		-	-	-	-	-	(0)

032 - Congregate Meals - Personnel

Title	Full Time Equivalent (FTE)
ADMINISTRATIVE ASSISTANT I	1
SENIOR CENTER ASSISTANT DIRECTOR	1
SENIOR CENTER DIRECTOR	1
Total Personnel	3

033 - Home Delivered Meals - Appropriations

GL Account	GL Name	Actuals 2022	Actuals 2023	Budget 2024	Actuals 12/31/23	Dept Requested 2025	Proposed 2025
		-	-	-	-	-	-
Total Personnel		-	-	-	-	-	-
100-5510-033-52-3500	AUTO ALLOWANCE HM DLV MEA	31,778	33,944	30,000	15,489	33,000	33,000
Total Services		31,778	33,944	30,000	15,489	33,000	33,000
100-5510-033-53-1102	OPERATING SUPPLIES	-	-	-	-	4,000	4,000
100-5510-033-53-1301	GROCERIES	98,056	92,746	105,350	38,491	105,350	105,350
Total Supplies		98,056	92,746	105,350	38,491	109,350	109,350
		-	-	-	-	-	-
Total Capital		-	-	-	-	-	-
		-	-	-	-	-	-
Total Other		-	-	-	-	-	-
Total Appropriations		129,834	126,690	135,350	53,981	142,350	142,350

033 - Home Delivered Meals - Revenues

GL Account	GL Name	Actuals 2022	Actuals 2023	Budget 2024	Actuals 12/31/23	Dept Requested 2025	Proposed 2025
	PROPERTY TAX, TAVT, & PENALTIES	-	-	-	-	-	4,406
	LOCAL OPTION SALES TAX (LOST)	-	-	-	-	-	1,971
	OTHER GENERAL REVENUES	-	-	-	-	-	623
	COMBINED REVENUES PRIOR YEAR	40,746	(12,561)	-	51,456	-	-
100-33-1110	AoA NSIP (STATE) HOME DLVRD ME	15,283	26,762	16,850	-	-	16,850
100-33-1113	TITLE III C2 HDM-FED #93.045	51,827	77,537	92,000	-	-	92,000
100-33-1115	AOA NSIP (USDA) HDM #93.053	-	-	4,000	-	-	4,000
100-33-4112	TITLE III C2 HDM-STATE #93.045	11,551	13,244	5,500	2,525	-	5,500
100-33-4116	CBS HOME DELIVERED MEAL	7,592	21,708	11,000	-	-	11,000
100-33-1156	FFCRA HDM MEALS	2,836	-	6,000	-	-	6,000
Total Revenues		129,834	126,690	135,350	53,981	-	142,350
Net Surplus/(Deficit)		-	-	-	-	-	-

033 - Home Delivered Meals - Personnel

Title	Full Time Equivalent (FTE)
<i>no personnel</i>	0
Total Personnel	0

040 - Family Connection - Appropriations

GL Account	GL Name	Actuals 2022	Actuals 2023	Budget 2024	Actuals 12/31/23	Dept Requested 2025	Proposed 2025
		-	-	-	-	-	-
Total Personnel							
100-5506-040-52-1101	CONSULTANT	47,302	52,500	52,500	26,250	52,500	52,500
Total Services							
100-5506-040-53-1102	OPERATING SUPPLIES	698	-	2,000	-	-	-
Total Supplies							
		698	-	2,000	-	-	-
		-	-	-	-	-	-
Total Capital							
		-	-	-	-	-	-
		-	-	-	-	-	-
Total Other							
		-	-	-	-	-	-
Total Appropriations		48,000	52,500	54,500	26,250	52,500	52,500

040 - Family Connection - Revenues

GL Account	GL Name	2022	2023	2024	12/31/23	2025	2025
	PROPERTY TAX, TAVT, & PENALTIES	-	-	-	-	-	-
	LOCAL OPTION SALES TAX (LOST)	-	-	-	-	-	-
	OTHER GENERAL REVENUES	-	-	-	-	-	-
	COMBINED REVENUES PRIOR YEAR	-	-	4,500	13,125	-	-
100-33-4120	FAMILY CONNECTION GRANT	48,000	52,500	50,000	13,125	-	52,500
Total Revenues		48,000	52,500	54,500	26,250	-	52,500
Net Surplus/(Deficit)		-	-	-	-	-	-

040 - Family Connection - Personnel

Title	Full Time Equivalent (FTE)
<i>no personnel</i>	0
Total Personnel	0

051 - Other Agencies - Appropriations

GL Account	GL Name	Actuals 2022	Actuals 2023	Budget 2024	Actuals 12/31/23	Dept Requested 2025	Proposed 2025
		-	-	-	-	-	-
Total Personnel		-	-	-	-	-	-
Total Services		-	-	-	-	-	-
Total Supplies		-	-	-	-	-	-
100-7520-051-54-1200	JOINT IDA PROJECT	-	4,073,750	-	-	-	-
Total Capital		-	4,073,750	-	-	-	-
100-4220-051-57-2020	CITY OF RINCON - EXCISE TAX	131,825	139,329	135,000	23,379	140,000	140,000
100-4220-051-57-2021	CITY OF GUYTON - EXCISE TAX	24,478	25,872	25,000	4,341	26,000	26,000
100-4220-051-57-2022	CITY OF SPRINGFIELD - EXCISE T	40,594	46,905	41,000	7,870	47,000	47,000
100-5110-051-57-2003	VICTIM WITNESS PROGRAM	23,766	34,136	30,000	11,144	35,000	35,000
100-5110-051-57-2010	HEALTH DEPT BUDGET REQUEST	265,000	265,000	265,000	132,500	265,000	265,000
100-5110-051-57-2015	TRANSPORTATION	59,544	52,820	60,000	11,919	60,000	60,000
100-6510-051-57-2009	LIBRARY	679,800	748,045	753,854	376,927	848,878	848,878
100-7520-051-57-2011	CHAMBER OF COMMERCE	4,500	7,500	4,500	3,750	4,500	4,500
100-7140-051-57-1000	FORESTRY STIPEND	6,300	6,600	14,400	4,500	14,400	14,400
100-7520-051-57-2021	GA'S CIVIL WAR HERITAGE TRAILS INC	500	500	500	-	500	500
100-3800-051-61-1005	OPERATING XFER OUT (E-911)	191,013	352,398	402,720	-	-	-
100-5520-051-61-1000	OPERATING XFER OUT (SR. ACTIVITIES)	126,894	-	-	-	-	-
100-4207-051-61-1009	OPERATING XFER OUT (SPLOST)	-	-	-	-	1,636,157	1,636,157
100-4205-051-61-1010	OPERATING XFER OUT (SPEC TAX DIST)	-	906,000	906,000	-	1,000,000	1,000,000
100-4310-051-61-1004	OPERATING XFER OUT (LANDFILL)	65,490	67,687	68,000	-	69,500	69,500
Total Other		1,619,704	2,652,793	2,705,974	576,330	4,146,935	4,146,935
Total Appropriations		1,619,704	6,726,543	2,705,974	576,330	4,146,935	4,146,935

051 - Other Agencies - Revenues

GL Account	GL Name	Actuals 2022	Actuals 2023	Budget 2024	Actuals 12/31/23	Dept Requested 2025	Proposed 2025
	PROPERTY TAX, TAVT, & PENALTIES	-	-	-	-	-	2,610,143
	LOCAL OPTION SALES TAX (LOST)	-	-	-	-	-	1,167,892
	OTHER GENERAL REVENUES	-	-	-	-	-	368,899
	COMBINED REVENUES PRIOR YEAR	1,593,538	6,693,598	2,677,974	561,838	-	-
100-35-1203	VICTIM WITNESS PROGRAM	26,166	32,945	28,000	14,492	-	-
Total Revenues		1,619,704	6,726,543	2,705,974	576,330	-	4,146,935
Net Surplus/(Deficit)		-	-	-	-	-	(0)

051 - Other Agencies - Personnel

Title	Full Time Equivalent (FTE)
<i>no personnel</i>	0
Total Personnel	0

053 - Probation - Appropriations

GL Account	GL Name	Actuals 2022	Actuals 2023	Budget 2024	Actuals 12/31/23	Dept Requested 2025	Proposed 2025
100-3450-053-51-1100	SALARIES	144,102	191,326	238,306	32,165	-	-
100-3450-053-51-1101	RAISES	-	-	19,064	-	-	-
100-3450-053-51-1300	OVERTIME	233	2,206	-	-	-	-
100-3450-053-51-2101	MED/LIFE INSURANCE	1,232	1,922	1,950	352	-	-
100-3450-053-51-2102	HEALTH INSURANCE	44,192	64,212	107,458	19,447	-	-
100-3450-053-51-2200	PAYROLL TAXES	10,728	14,071	19,689	2,299	-	-
100-3450-053-51-2401	RETIREMENT	7,559	8,070	15,442	1,475	-	-
100-3450-053-51-2600	UNEMPLOYMENT	257	280	274	18	-	-
100-3450-053-51-2700	WORKMEN'S COMPENSATION	2,049	2,449	3,287	212	-	-
Total Personnel		210,352	284,536	405,470	55,969	-	-
100-3450-053-52-1306	PEST CONTROL	165	-	200	-	-	-
100-3450-053-52-2208	COMPUTER MAINT. AGREEMENTS	4,200	4,966	6,000	542	-	-
100-3450-053-52-3101	PROPERTY INSURANCE	246	330	400	504	-	-
100-3450-053-52-3103	PROF/GEN/LAW LIAB/INS	1,221	908	100	1,576	-	-
100-3450-053-52-3201	TELEPHONE	3,074	2,876	3,100	1,076	-	-
100-3450-053-52-3701	PER DIEM & TRAVEL	-	-	500	-	-	-
100-3450-053-52-3705	MEMBERSHIP DUES	-	-	600	-	-	-
100-3450-053-52-3915	BACKGROUND CHECKS	33	25	35	-	-	-
Total Services		8,939	9,105	10,935	3,697	-	-
100-3450-053-53-1101	OFFICE SUPPLIES	3,042	2,834	4,500	145	-	-
100-3450-053-53-1104	POSTAGE	-	96	200	13	-	-
100-3450-053-53-1210	UTILITIES	1,185	895	2,663	449	-	-
100-3450-053-53-1270	GAS & DIESEL FUEL	-	-	100	-	-	-
Total Supplies		4,228	3,826	7,463	607	-	-
Total Capital		-	-	-	-	-	-
100-3450-053-58-1200	CAPITAL LEASE PRINCIPAL	1,886	1,934	1,965	1,038	-	-
100-3450-053-58-2200	CAPITAL LEASE INTEREST	79	58	-	-	-	-
Total Other		1,965	1,992	1,965	1,038	-	-
Total Appropriations		225,483	299,458	425,833	61,310	-	-

053 - Probation - Revenues

GL Account	GL Name	Actuals 2022	Actuals 2023	Budget 2024	Actuals 12/31/23	Dept Requested 2025	Proposed 2025
	PROPERTY TAX, TAVT, & PENALTIES	-	-	-	-	-	-
	LOCAL OPTION SALES TAX (LOST)	-	-	-	-	-	-
	OTHER GENERAL REVENUES	-	-	-	-	-	-
	COMBINED REVENUES PRIOR YEAR	74,928	20,515	185,833	25,933	-	-
100-34-1121	PROBATION FEES	69,813	98,949	80,000	11,715	-	-
100-34-1122	PROBATION FEE ANKLE MONITORING	-	-	-	-	-	-
100-35-1121	PRE-TRIAL DIVERSION FEES	80,743	179,994	160,000	23,662	-	-
Total Revenues		225,483	299,458	425,833	61,310	-	-
Net Surplus/(Deficit)		-	-	-	-	-	-

053 - Probation - Personnel

Title	Full Time Equivalent (FTE)
<i>no personnel</i>	0
Total Personnel	0

058 - Coroner - Appropriations

GL Account	GL Name	2022	2023	2024	12/31/23	2025	2025
100-3700-058-51-2102	HEALTH INSURANCE	93	-	12,294	-	16,704	18,229
Total Personnel		93	-	12,294	-	16,704	18,229
100-3700-058-52-3102	AUTO,TRK,EQ - INSURANCE	-	-	1,000	1,179	1,500	1,200
100-3700-058-52-3201	TELEPHONE	1,506	1,487	2,000	768	2,000	2,000
100-3700-058-52-3500	AUTO ALLOWANCE	3,300	3,000	600	300	600	600
100-3700-058-52-3609	CORONER FEES	38,500	30,100	35,500	14,525	35,500	35,500
100-3700-058-52-3616	REMOVAL (FUNERAL HOME)	10,030	14,822	16,000	6,775	16,000	16,000
100-3700-058-52-3701	PER DIEM & TRAVEL	2,933	3,342	3,800	2,389	4,600	4,600
100-3700-058-52-3702	TRAINING SCHOOLS & SEMINARS	1,080	800	2,300	720	1,500	1,500
100-3700-058-52-3705	MEMBERSHIP DUES	-	450	480	-	675	675
100-3700-058-52-3909	PAUPER'S FUNERAL	2,200	-	4,400	-	4,000	4,000
Total Services		59,549	54,001	66,080	26,655	66,375	66,075
100-3700-058-53-1101	OFFICE SUPPLIES	1,471	926	1,800	475	2,000	2,000
100-3700-058-53-1102	OPERATING SUPPLIES	3,466	3,501	5,000	1,289	6,500	6,500
100-3700-058-53-1104	POSTAGE	-	-	75	-	75	75
100-3700-058-53-1270	GAS & DIESEL FUEL	-	771	-	949	3,600	3,600
Total Supplies		4,937	5,198	6,875	2,713	12,175	12,175
100-3700-058-54-2201	AUTOS & TRUCKS	-	11,261	-	350	-	-
100-3700-058-54-2502	OTHER EQUIP	-	7,144	8,200	-	-	-
100-3700-058-54-9999	LEASED EQUIPMENT	-	49,612	-	-	-	-
Total Capital		-	68,017	8,200	350	-	-
100-3700-058-58-1200	CAPITAL LEASE PRINCIPAL	-	5,432	11,850	5,925	12,000	11,850
100-3700-058-58-2200	CAPITAL LEASE INTEREST	-	1,472	-	-	-	-
Total Other		-	6,904	11,850	5,925	12,000	11,850
Total Appropriations		64,579	134,121	105,299	35,644	107,254	108,329

058 - Coroner - Revenues

GL Account	GL Name	Actuals 2022	Actuals 2023	Budget 2024	Actuals 12/31/23	Dept Requested 2025	Proposed 2025
	PROPERTY TAX, TAVT, & PENALTIES	-	-	-	-	-	68,184
	LOCAL OPTION SALES TAX (LOST)	-	-	-	-	-	30,508
	OTHER GENERAL REVENUES	-	-	-	-	-	9,637
	COMBINED REVENUES PRIOR YEAR	64,579	134,121	105,299	35,644	-	-
Total Revenues		64,579	134,121	105,299	35,644	-	108,329
Net Surplus/(Deficit)		-	-	-	-	-	(0)

058 - Coroner - Personnel

Title	Full Time Equivalent (FTE)
COUNTY CORONER	0.5
Total Personnel	0.5

060 - Vehicle Maintenance - Appropriations

GL Account	GL Name	Actuals 2022	Actuals 2023	Budget 2024	Actuals 12/31/23	Dept Requested 2025	Proposed 2025
Total Personnel		-	-	-	-	-	-
100-1500-060-52-2200	VEHIC MAINT - MAGISTRATE	1,807	5,027	2,800	526	3,000	3,000
100-1500-060-52-2201	VEHIC MAINT - COMMISSIONERS	2,424	450	1,000	-	1,500	1,500
100-1500-060-52-2202	VEHIC MAINT - TAX ASSESSORS	3,477	9,787	6,500	4,990	8,000	8,000
100-1500-060-52-2203	VEHIC MAINT - TAX COMM	129	11	1,000	1,105	2,000	2,000
100-1500-060-52-2204	VEHIC MAINT - FACILITIES MAINT	7,622	2,730	5,000	1,942	5,000	5,000
100-1500-060-52-2205	VEHIC MAINT - PRISON	22,348	9,529	10,000	9,450	15,000	15,000
100-1500-060-52-2206	VEHIC MAINT - SHERIFF	274,803	257,742	200,000	125,649	225,000	225,000
100-1500-060-52-2207	VEHIC MAINT - EMS	135,901	210,130	120,000	77,750	140,000	140,000
100-1500-060-52-2208	VEHIC MAINT - ANIMAL SHELTER	1,431	484	1,000	273	1,500	1,500
100-1500-060-52-2209	VEHIC MAINT - UGA EXTENSION	1,335	1,388	1,000	391	1,500	1,500
100-1500-060-52-2210	VEHIC MAINT - FLEET	18,236	86,970	7,500	82,619	7,500	7,500
100-1500-060-52-2211	VEHIC MAINT - POOL	69	-	-	-	-	-
100-1500-060-52-2212	VEHIC MAINT - ELECTIONS	628	1,707	1,000	129	1,500	1,500
100-1500-060-52-2213	VEHIC MAINT - EMA	295	34	1,000	145	1,500	1,500
100-1500-060-52-2214	VEHIC MAINT - FINANCE	(1)	381	1,000	606	1,500	1,500
100-1500-060-52-2215	VEHIC MAINT - SOLICITOR	281	650	1,000	384	1,500	1,500
100-1500-060-52-2217	VEHIC MAINT - COUNTY MANAGER	487	2,430	1,000	1,623	1,500	1,500
100-1500-060-52-2218	VEHIC MAINT - IT	-	538	1,000	360	1,500	1,500
100-1500-060-52-2219	VEHIC MAINT - CORONER	-	188	-	249	-	-
100-1500-060-52-3102	Auto,Trk,EQ Insurance	875	1,076	1,200	1,179	1,200	1,200
Total Services		472,148	591,252	363,000	309,369	420,200	420,200
Total Supplies		-	-	-	-	-	-
100-1500-060-54-2201	AUTOS & TRUCKS	-	-	-	-	-	-
100-1500-060-54-2502	OTHER EQUIPMENT	2,572	1,499	-	950	-	-
Total Capital		2,572	1,499	-	950	-	-
100-1500-060-58-1200	CAPITAL LEASE PRINCIPAL	-	-	-	-	-	-
Total Other		-	-	-	-	-	-
Total Appropriations		474,720	592,751	363,000	310,319	420,200	420,200

060 - Vehicle Maintenance - Revenues

GL Account	GL Name	Actuals 2022	Actuals 2023	Budget 2024	Actuals 12/31/23	Dept Requested 2025	Proposed 2025
	PROPERTY TAX, TAVT, & PENALTIES	-	-	-	-	-	264,480
	LOCAL OPTION SALES TAX (LOST)	-	-	-	-	-	118,340
	OTHER GENERAL REVENUES	-	-	-	-	-	37,380
	COMBINED REVENUES PRIOR YEAR	474,720	592,751	363,000	310,319	-	-
Total Revenues		474,720	592,751	363,000	310,319	-	420,200
Net Surplus/(Deficit)		-	-	-	-	-	0

060 - Vehicle Maintenance - Personnel

Title	Full Time Equivalent (FTE)
<i>no personnel</i>	0
Total Personnel	0

062 - Inmate Medical - Appropriations

GL Account	GL Name	Actuals 2022	Actuals 2023	Budget 2024	Actuals 12/31/23	Dept Requested 2025	Proposed 2025
		-	-	-	-	-	-
Total Personnel							
100-3326-062-52-1101	JAIL HEALTH SERVICES	285,037	208,335	227,000	213,499	259,896	259,896
100-3420-062-52-1101	PRISON HEALTH SERVICES	227,132	208,335	227,000	81,332	259,896	259,896
100-3326-062-52-2211	JAIL COVID RELATED EXPENSES	-	-	-	-	-	-
100-3420-062-52-2211	PRISON COVID RELATED EXPENSES	-	-	-	-	-	-
Total Services		512,169	416,670	454,000	294,832	519,792	519,792
100-3326-062-53-1102	MEDICAL BILLINGS - JAIL	133,150	212,947	150,000	99,552	150,000	210,000
100-3420-062-53-1102	MEDICAL BILLINGS - PRISON	23,701	45,890	30,000	18,453	30,000	46,000
Total Supplies		156,851	258,837	180,000	118,005	180,000	256,000
		-	-	-	-	-	-
Total Capital							
		-	-	-	-	-	-
Total Other							
		-	-	-	-	-	-
Total Appropriations		669,020	675,507	634,000	412,837	699,792	775,792

062 - Inmate Medical - Revenues

GL Account	GL Name	Actuals 2022	Actuals 2023	Budget 2024	Actuals 12/31/23	Dept Requested 2025	Proposed 2025
	PROPERTY TAX, TAVT, & PENALTIES	-	-	-	-	-	488,295
	LOCAL OPTION SALES TAX (LOST)	-	-	-	-	-	218,485
	OTHER GENERAL REVENUES	-	-	-	-	-	69,012
	COMBINED REVENUES PRIOR YEAR	669,020	675,507	634,000	412,837	-	-
Total Revenues		669,020	675,507	634,000	412,837	-	775,792
Net Surplus/(Deficit)		-	-	-	-	-	0

062 - Inmate Medical - Personnel

Title	Full Time Equivalent (FTE)
<i>no personel</i>	0
Total Personnel	0

070 - Board of Equalization - Appropriations

GL Account	GL Name	2022	2023	2024	12/31/23	2025	2025
100-2900-070-51-1100	SALARIES	-	-	6,926	-	4,618	4,618
100-2900-070-51-1101	RAISES	-	-	554	-	277	277
100-2900-070-51-1300	OVERTIME	-	-	-	-	-	-
100-2900-070-51-2101	MEDICAL/LIFE INSURANCE	-	-	-	-	-	-
100-2900-070-51-2102	HEALTH INSURANCE	-	-	-	-	-	-
100-2900-070-51-2200	PAYROLL TAXES	-	-	572	-	374	374
100-2900-070-51-2401	RETIREMENT	-	-	-	-	-	-
100-2900-070-51-2600	UNEMPLOYMENT	-	-	46	-	46	46
100-2900-070-51-2700	WORKMENS COMPENSATION	-	-	135	-	88	76
Total Personnel		-	-	8,233	-	5,403	5,391
100-2900-070-52-1102	APPEAL BOARD	3,536	760	6,000	240	6,000	6,000
100-2900-070-52-3103	PROF/GEN/LAW LIAB/INS	-	27	-	32	-	-
100-2900-070-52-3301	MISCELLANEOUS	609	-	2,500	739	2,500	2,500
100-2900-070-52-3500	AUTO ALLOWANCE	-	-	-	-	-	-
100-2900-070-52-3702	TRAINING SCHOOL	512	678	500	2,192	500	500
Total Services		4,657	1,466	9,000	3,203	9,000	9,000
100-2900-070-53-1101	OFFICE SUPPLIES	298	-	350	-	350	350
100-2900-070-53-1104	POSTAGE	-	-	3,000	-	3,000	3,000
Total Supplies		298	-	3,350	-	3,350	3,350
100-2900-070-54-2502	OTHER EQUIPMENT	-	-	-	-	7,500	-
Total Capital		-	-	-	-	7,500	-
		-	-	-	-	-	-
Total Other		-	-	-	-	-	-
Total Appropriations		4,955	1,466	20,583	3,203	25,253	17,741

070 - Board of Equalization - Revenues

GL Account	GL Name	Actuals 2022	Actuals 2023	Budget 2024	Actuals 12/31/23	Dept Requested 2025	Proposed 2025
	PROPERTY TAX, TAVT, & PENALTIES	-	-	-	-	-	11,166
	LOCAL OPTION SALES TAX (LOST)	-	-	-	-	-	4,996
	OTHER GENERAL REVENUES	-	-	-	-	-	1,578
	COMBINED REVENUES PRIOR YEAR	4,955	1,466	20,583	3,203	-	-
Total Revenues		4,955	1,466	20,583	3,203	-	17,741
Net Surplus/(Deficit)		-	-	-	-	-	(0)

070 - Board of Equalization - Personnel

Title	Full Time Equivalent (FTE)
DEPUTY CLERK	0.23
Total Personnel	0.23

111 - County Manager - Appropriations

GL Account	GL Name	Actuals 2022	Actuals 2023	Budget 2024	Actuals 12/31/23	Dept Requested 2025	Proposed 2025
100-1320-111-51-1100	SALARIES	298,461	442,474	701,212	280,471	770,793	781,158
100-1320-111-51-1101	RAISES	-	-	55,377	-	45,708	45,955
100-1320-111-51-1300	OVERTIME	377	-	-	1,899	-	-
100-1320-111-51-2101	MEDICAL/LIFE SUPPLEMENTAL	2,131	2,854	2,600	1,685	2,816	2,979
100-1320-111-51-2102	HEALTH INSURANCE	47,255	74,748	150,808	50,552	124,737	134,094
100-1320-111-51-2200	PAYROLL TAXES	20,049	31,579	57,879	13,284	62,462	63,274
100-1320-111-51-2401	RETIREMENT	17,348	24,778	45,395	14,479	59,605	60,379
100-1320-111-51-2600	UNEMPLOYMENT	232	282	365	-	410	456
100-1320-111-51-2700	WORKMEN'S COMPENSATION	882	1,111	1,664	800	1,796	1,489
Total Personnel		386,734	577,826	1,015,300	363,170	1,068,327	1,089,785
100-1320-111-52-1101	CONSULTANT	12,333	86,063	-	108,935	250,000	-
100-1320-111-52-1202	ATTORNEY & PROFESSIONAL SERVIC	68,308	128,598	70,000	333,329	400,000	-
100-1320-111-52-2208	COMPUTER MAINT. AGREEMNTS	-	31,600	18,000	9,186	18,000	-
100-1320-111-52-2321	OPERATING LEASES/RENTAL COPIER	148	-	-	-	-	-
100-1320-111-52-3102	AUTO,TRUCK,EQUIPMENT INSURANCE	-	-	2,640	2,357	2,640	-
100-1320-111-52-3103	PROF/GEN/LAW LIAB\INSURAN	2,111	2,128	2,200	3,947	4,000	-
100-1320-111-52-3201	TELEPHONE	1,605	2,249	1,700	1,196	1,700	-
100-1320-111-52-3301	ADVERTISEMENT	2,062	1,110	5,000	2,105	5,000	-
100-1320-111-52-3500	AUTO ALLOWANCE	6,600	3,600	-	-	-	-
100-1320-111-52-3701	PER DIEM & TRAVEL	1,730	9,805	7,000	3,209	7,000	-
100-1320-111-52-3702	TRAINING SCHOOLS & SEMINA	3,394	3,223	14,000	1,380	14,000	-
100-1320-111-52-3705	MEMBERSHIP DUES	2,930	1,791	3,000	1,665	3,000	-
100-1320-111-52-3900	OTHER PURCHASED SERVICES	12,898	10,670	50,000	-	50,000	-
Total Services		114,120	280,835	173,540	467,307	755,340	-
100-1320-111-53-1101	OFFICE SUPPLIES	2,994	6,777	3,400	3,127	6,000	6,000
100-1320-111-53-1102	OPERATING SUPPLIES	2,024	4,072	2,000	1,929	3,500	3,500
100-1320-111-53-1270	GAS & DIESEL FUEL	67	357	200	323	2,000	2,000
100-1320-111-53-1402	PRINTING & PUBLICATIONS	154	5	500	495	2,000	2,000
Total Supplies		5,239	11,210	6,100	5,873	13,500	13,500
100-1320-111-54-2201	AUTOS & TRUCKS	109	(87)	-	2	-	-
100-1320-111-54-9999	LEASED EQUIPMENT	30,679	44,290	-	782	-	-
Total Capital		30,788	44,204	-	784	-	-
100-1320-111-58-1200	CAPITAL LEASE PRINCIPAL	8,005	7,372	55,036	18,311	55,036	29,615
100-1320-111-58-2200	CAPITAL LEASE INTEREST	887	1,230	-	-	-	-
Total Other		8,892	8,601	55,036	18,311	55,036	29,615
Total Appropriations		545,773	922,677	1,249,975	855,446	1,892,203	1,132,900

111 - County Manager - Revenues

GL Account	GL Name	Actuals 2022	Actuals 2023	Budget 2024	Actuals 12/31/23	Dept Requested 2025	Proposed 2025
	PROPERTY TAX, TAVT, & PENALTIES	-	-	-	-	-	713,064
	LOCAL OPTION SALES TAX (LOST)	-	-	-	-	-	319,056
	OTHER GENERAL REVENUES	-	-	-	-	-	100,779
	COMBINED REVENUES PRIOR YEAR	545,773	922,677	1,249,975	855,446	-	-
Total Revenues		545,773	922,677	1,249,975	855,446	-	1,132,900
Net Surplus/(Deficit)		-	-	-	-	-	0

111 - County Manager - Personnel

Title	Full Time Equivalent (FTE)
ASSISTANT COUNTY MANAGER	1
CHINS COORDINATOR	1
CHINS ADMIN ASSISTANT	1
County Engineer	1
COUNTY MANAGER	1
ENGINEERING PROJECT MANAGER	1
EXECUTIVE ASSISTANT	1
GRANTS COORDINATOR	1
PUBLIC INFORMATION COORDINATOR	1
PURCHASING AGENT	1
Total Personnel	10

117 - Sheriff's Office SRO - Appropriations

GL Account	GL Name	2022	2023	2024	12/31/23	2025	2025
100-3310-117-51-1100	SALARIES	313,700	569,601	739,105	413,748	776,160	776,160
100-3310-117-51-1101	RAISES	-	-	22,173	-	46,570	46,570
100-3310-117-51-1300	OVERTIME	26,050	45,458	47,490	37,965	-	-
100-3310-117-51-2101	MEDICAL/LIFE SUPPLEMENTAL	2,785	4,209	4,224	3,192	4,549	4,549
100-3310-117-51-2102	HEALTH INSURANCE	112,032	137,419	216,728	105,342	221,795	221,795
100-3310-117-51-2200	PAYROLL TAXES	24,306	45,428	61,871	33,410	62,939	62,939
100-3310-117-51-2401	RETIREMENT	18,880	27,924	46,344	20,682	64,259	64,259
100-3310-117-51-2600	UNEMPLOYMENT	417	776	638	22	638	638
100-3310-117-51-2700	WORKMEN'S COMPENSATION	7,889	13,047	16,337	9,125	16,619	15,303
Total Personnel		506,059	843,861	1,154,911	623,485	1,193,530	1,192,213
100-3310-117-52-3102	AUTO,TRK,EQ - INSURANCE	7,001	16,133	16,500	16,501	16,600	16,600
100-3310-117-52-3103	PROF/GEN/LAW LIAB\INSURAN	5,521	4,088	5,600	8,027	8,100	8,100
Total Services		12,522	20,221	22,100	24,528	24,700	24,700
100-3310-117-53-1270	GAS & DIESEL FUEL	28,897	19,618	30,000	25,364	30,000	40,000
Total Supplies		28,897	19,618	30,000	25,364	30,000	40,000
Total Capital		-	-	-	-	-	-
Total Other		-	-	-	-	-	-
Total Appropriations		547,478	883,700	1,207,011	673,377	1,248,230	1,256,913

117 - Sheriff's Office SRO - Revenues

GL Account	GL Name	Actuals 2022	Actuals 2023	Budget 2024	Actuals 12/31/23	Dept Requested 2025	Proposed 2025
	PROPERTY TAX, TAVT, & PENALTIES	-	-	-	-	-	212,058
	LOCAL OPTION SALES TAX (LOST)	-	-	-	-	-	94,884
	OTHER GENERAL REVENUES	-	-	-	-	-	29,971
	COMBINED REVENUES PRIOR YEAR	167,934	251,185	457,011	673,377	-	-
100-33-1116	COPS IN SCHOOL	379,544	632,515	750,000	-	-	920,000
Total Revenues		547,478	883,700	1,207,011	673,377	-	1,256,914
Net Surplus/(Deficit)		-	-	-	-	-	0

117 - Sheriff's Office SRO - Personnel

	Title	Full Time Equivalent (FTE)
	CORPORAL	1
	DEPUTY SHERIFF	12
	SERGEANT	1
Total Personnel		14

136 - Information Technology - Appropriations

GL Account	GL Name	2022	2023	2024	12/31/23	2025	2025
100-1535-136-51-1100	SALARIES	369,667	353,781	437,320	175,581	701,254	637,024
100-1535-136-51-1101	RAISES	-	-	34,986	-	40,096	31,901
100-1535-136-51-1300	OVERTIME	4,613	3,719	-	3,009	-	-
100-1535-136-51-2101	MEDICAL/LIFE INSURANCE	2,987	3,301	2,275	1,251	3,250	2,925
100-1535-136-51-2102	HEALTH INSURANCE	80,137	76,799	142,067	40,476	182,288	164,545
100-1535-136-51-2200	PAYROLL TAXES	27,895	27,195	36,131	13,169	56,713	51,173
100-1535-136-51-2401	RETIREMENT	18,442	18,787	23,655	10,206	54,119	48,832
100-1535-136-51-2600	UNEMPLOYMENT	524	274	410	46	456	456
100-1535-136-51-2700	WORKMEN'S COMPENSATION	1,104	909	1,039	393	1,631	1,204
Total Personnel		505,367	484,765	677,883	244,131	1,039,806	938,060
100-1535-136-52-1202	ATTORNEY & PROFESSIONAL SERVICES	-	-	-	-	80,000	80,000
100-1535-136-52-2208	COMPUTER MAINT. AGREEMNTS	65,592	90,794	526,852	64,343	600,000	600,000
100-1535-136-52-2208-2	COMPUTER MAINT. AGREEMNTS GIS	4,800	4,800	-	-	-	-
100-1535-136-52-3102	AUTO,TRK,EQ - INSURANCE	-	-	-	1,179	2,400	2,400
100-1535-136-52-3103	PROF/GEN/LAW LIAB\INSURANCE	2,528	1,934	2,000	2,635	2,700	2,700
100-1535-136-52-3201	TELEPHONE	4,987	5,526	5,200	3,255	7,000	7,000
100-1535-136-52-3701	PER DIEM & TRAVEL	-	-	2,000	-	4,000	4,000
100-1535-136-52-3702	TRAINING SCHOOLS & SEMINARS	-	-	15,000	-	15,000	15,000
Total Services		77,907	103,054	551,052	71,411	711,100	711,100
100-1535-136-53-1101	OFFICE SUPPLIES	591	1,035	1,000	530	2,500	2,500
100-1535-136-53-1102	OPERATING SUPPLIES	17,203	14,362	16,500	1,720	17,000	17,000
100-1535-136-53-1104	POSTAGE	50	-	200	-	350	350
100-1535-136-53-1270	GAS & DIESEL FUEL	-	367	800	189	1,800	1,800
Total Supplies		17,844	15,764	18,500	2,439	21,650	21,650
100-1535-136-54-2201	AUTOS & TRUCKS	-	443	-	-	-	-
100-1535-136-54-2503	COMPUTERS,SERVERS AND OTHER EQ	33,149	37,573	232,370	37,739	431,000	416,000
100-1535-136-54-3000	SBITA	-	17,742	-	-	-	-
100-1535-136-54-9999	LEASED EQUIPMENT	-	19,828	-	-	-	-
Total Capital		33,149	75,585	232,370	37,739	431,000	416,000
100-1535-136-58-1200	CAPITAL LEASE PRINCIPAL	-	3,467	4,612	2,306	-	19,365
100-1535-136-58-2200	CAPITAL LEASE INTEREST	-	869	-	-	-	-
Total Other		-	4,335	4,612	2,306	-	19,365
Total Appropriations		634,267	683,505	1,484,417	358,026	2,203,556	2,106,174

136 - Information Technology - Revenues

GL Account	GL Name	Actuals 2022	Actuals 2023	Budget 2024	Actuals 12/31/23	Dept Requested 2025	Proposed 2025
	PROPERTY TAX, TAVT, & PENALTIES	-	-	-	-	-	1,325,658
	LOCAL OPTION SALES TAX (LOST)	-	-	-	-	-	593,157
	OTHER GENERAL REVENUES	-	-	-	-	-	187,359
	COMBINED REVENUES PRIOR YEAR	634,267	683,505	1,484,417	358,026	-	-
100-34-1930	SALE OF MAPS	-	-	-	-	-	-
100-34-1931	GIS MAPS & OTHER FEES	-	-	-	-	-	-
100-37-1004	PLANTER'S WIFI GRANT	-	-	-	-	-	-
Total Revenues		634,267	683,505	1,484,417	358,026	-	2,106,174
Net Surplus/(Deficit)		-	-	-	-	-	(0)

136 - Information Technology - Personnel

Title	Full Time Equivalent (FTE)
APPLICATIONS ADMINISTRATOR	1
DEPUTY DIRECTOR OF INFORMATION TECHNOLOGY	1
DIRECTOR OF INFORMATION TECHNOLOGY	1
INFORMATION SYSTEMS SPECIALIST	4
Information Systems Technician	1
NETWORK ADMINISTRATOR 2	1
NETWORK SPECIALIST	1
Total Personnel	10

225 - Geographic Information Systems - Appropriations

GL Account	GL Name	2022	2023	2024	12/31/23	2025	2025
100-7403-225-51-1100	SALARIES	92,652	108,242	149,365	62,071	158,933	158,933
100-7403-225-51-1101	RAISES	-	-	11,949	-	9,536	9,536
100-7403-225-51-1300	OVERTIME	2,275	1,771	-	107	-	-
100-7403-225-51-2101	MEDICAL/LIFE INSURANCE	875	960	975	437	975	975
100-7403-225-51-2102	HEALTH INSURANCE	35,547	36,472	70,392	19,117	54,686	54,686
100-7403-225-51-2200	PAYROLL TAXES	6,706	7,837	12,341	4,472	12,888	12,888
100-7403-225-51-2401	RETIREMENT	4,035	6,616	9,679	3,746	12,298	12,298
100-7403-225-51-2600	UNEMPLOYMENT	122	91	137	-	137	137
100-7403-225-51-2700	WORKER'S COMPENSATION	281	277	355	137	371	303
Total Personnel		142,492	162,266	255,192	90,087	249,823	249,756
100-7403-225-52-1202	ATTORNEY & PROFESSIONAL SERVICES	216,334	163,283	150,000	14,936	60,000	60,000
100-7403-225-52-2208	COMPUTER MAINT. AGREEMENTS	54,167	-	62,700	28,350	62,700	62,700
100-7403-225-52-3103	PROF/GEN/LAW LIAB/INS	736	507	600	992	600	600
100-7403-225-52-3201	TELEPHONE	266	-	-	-	-	-
100-7403-225-52-3701	PER DIEM & TRAVEL	608	2,039	2,000	-	2,000	2,000
100-7403-225-52-3702	TRAINING SCHOOLS & SEMINARS	-	698	8,510	3,404	8,510	8,510
100-7403-225-52-3705	MEMBERSHIP DUES	-	-	1,000	-	1,000	1,000
Total Services		272,111	166,527	224,810	47,682	134,810	134,810
100-7403-225-53-1101	OFFICE SUPPLIES	1,300	-	2,800	-	2,800	2,800
100-7403-225-53-1103	OPERATING SUPPLIES	-	-	750	-	750	750
100-7403-225-53-1104	POSTAGE	-	-	200	-	200	200
100-7403-225-53-1270	GAS/FUEL	186	-	-	-	-	-
100-7403-225-53-1402	PRINTING/PUBLICATION	-	-	500	-	500	500
Total Supplies		1,486	-	4,250	-	4,250	4,250
100-7403-225-54-2502	OTHER EQUIPMENT	-	-	-	-	-	-
100-7403-225-54-3000	SBITA	-	50,000	-	-	-	-
Total Capital		-	50,000	-	-	-	-
Total Other		-	-	-	-	-	-
Total Appropriations		416,089	378,793	484,252	137,769	388,883	388,816

225 - Geographic Information Systems - Revenues

GL Account	GL Name	2022	2023	2024	12/31/23	2025	2025
	PROPERTY TAX, TAVT, & PENALTIES	-	-	-	-	-	244,727
	LOCAL OPTION SALES TAX (LOST)	-	-	-	-	-	109,501
	OTHER GENERAL REVENUES	-	-	-	-	-	34,588
	COMBINED REVENUES PRIOR YEAR	416,089	378,793	484,252	137,769	-	-
Total Revenues		416,089	378,793	484,252	137,769	-	388,816
Net Surplus/(Deficit)		-	-	-	-	-	(0)

225 - Geographic Information Systems - Personnel

Title	Full Time Equivalent (FTE)
G.I.S. COORDINATOR	1
G.I.S. TECHNICIAN	2
Total Personnel	3

Special Funds Overview

The County maintains many special revenue funds and four enterprise funds. Special revenues include revenues levied and restricted to expenditures for special purposes. Enterprise funds consist of Water & Sewer, WWTP, Sanitation, and Solid Waste & Recycling Center, where user fees are intended to cover the cost of services. Project length budgeting is used for SPLOST and other capital. These are based upon our short term work program projects and their respective budgets. Funds for these projects are often subject to changes from year to year. Funding sources for the SPLOST projects come from both SPLOST, impact fees and funding from the Department of Transportation. The special tax districts originate from franchise fees, payment in lieu of tax and state insurance premium contributions. Service delivery agreements added the Dry Waste & Recycling Center, Development Services, and Seniors Activity funds.

The County allocates specific funding towards the unincorporated area of the County. Referenced as a Special Tax District, this was a result of service delivery negotiations and agreements established in 2011 with the cities of Guyton, Rincon, and Springfield. Specific funding sources applied to the Special Tax District for the benefit of the unincorporated residents include state insurance premium allocations, franchise fees, and payments in lieu of tax. These funding sources are used to offset the cost of services that are for the direct benefit of the unincorporated area of the County only. As a result of the roads and recreation millage and beginning with the FY 2019 budget, the Public Works department and Recreation & Sports Management department were moved into the Special Tax District, and the Parks & Landscapes department was created.

FISCAL YEAR 2022/2023/2024/2025 SPECIAL FUNDS DEPARTMENT TOTALS

Dept. #	Special Funds	Budget FY 2022	Budget FY 2023	Budget FY 2024	Budget FY 2025	Net Change	% Change
001	Special Tax District	1,385,915	1,409,442	1,265,813	493,628	(772,185)	-61.0%
023	Sanitation	4,062,963	4,280,810	4,819,963	5,040,819	220,856	4.6%
025	Public Works	2,225,175	2,484,399	2,860,300	3,504,015	643,715	22.5%
029	Recreation & Sports Management	1,486,416	1,793,705	1,653,599	1,983,514	329,915	20.0%
030	Parks & Landscapes	838,620	807,728	1,162,631	1,157,734	(4,897)	-0.4%
035	E-911	1,491,033	1,652,398	1,722,720	2,076,339	353,619	20.5%
036	Federal Drug	50,000	50,000	50,000	50,000	-	0.0%
037	SPLOST 2017 Roads	3,686,985	3,400,000	1,708,000	200,000	(1,508,000)	-88.3%
038	SPLOST 2017 Public Buildings	-	-	-	-	-	0.0%
039	SPLOST 2017 Recreation	1,264,620	1,637,826	1,838,346	388,714	(1,449,631)	-78.9%
041	SPLOST 2017 Vehicles and Equip	2,537,380	3,852,743	1,267,175	709,942	(557,233)	-44.0%
042	Debt Service	7,093,808	9,910,489	9,851,409	12,371,471	2,520,062	25.6%
047	SPLOST 2017 Drainage	2,039,000	3,174,000	3,066,000	3,066,000	-	0.0%
055	Fire & Rescue	6,785,791	8,573,937	9,631,936	8,611,526	(1,020,410)	-10.6%
061	Wastewater Treatment Plant	1,724,724	1,678,348	2,098,810	1,866,326	(232,484)	-11.1%
065	SPLOST 2017 Technology	-	-	-	-	-	0.0%
067	Impact Fees Roads	-	-	-	-	-	0.0%
099	SPLOST 2017 Cities	2,581,320	5,000	5,000	-	(5,000)	-100.0%
100	SPLOST 2017 Water & Sewer	8,500,000	750,000	1,697,000	675,000	(1,022,000)	-60.2%
105	Water and Sewer Operating	7,752,017	4,512,375	9,302,776	5,108,708	(4,194,068)	-45.1%
106	Water Projects	3,770,822	3,225,000	2,448,000	-	(2,448,000)	-100.0%
153	Drug Abuse Treatment & Education	23,900	17,900	17,900	17,900	-	0.0%
219	Sheriff Special Revenue	500,000	500,000	510,000	510,000	-	0.0%
223	Dry Waste & Recycling Center	67,390	68,687	69,000	70,500	1,500	2.2%
230	Juvenile Services	2,500	2,500	2,500	2,500	-	0.0%
231	American Rescue Plan Act	-	11,615,462	11,134,000	6,800,000	(4,334,000)	-38.9%
236	State Drug Account	50,000	50,000	50,000	50,000	-	0.0%
240	Jail Construction & Staffing	60,000	60,000	70,000	70,000	-	0.0%
245	Prison Commissary	180,000	220,000	240,000	240,000	-	0.0%
272	Development Services	1,543,592	1,609,149	1,897,989	1,841,441	(56,548)	-3.0%
273	Senior Citizens Activity	130,394	202,982	209,287	205,832	(3,455)	-1.7%
274	Hospital Indigent	3,600,000	3,600,000	3,600,000	3,600,000	-	0.0%
276	Hotel / Motel Tax	15,000	15,000	30,000	45,000	15,000	50.0%
322	SPLOST 2021	-	27,754,413	54,721,629	69,677,917	14,956,288	27.3%
335	TSPLOST 2020	32,894,894	30,136,602	20,487,449	20,582,451	95,002	0.5%
337	TSPLOST 2023	-	-	-	62,827,636	62,827,636	0.0%
560	Stormwater	300,800	182,000	80,000	50,000	(30,000)	-37.5%
600	Self-funded Insurance	6,503,655	7,142,431	7,950,660	7,678,131	(272,530)	-3.4%
		\$ 105,148,713	\$ 136,375,325	\$ 157,519,892	\$ 221,573,043	\$ 64,053,151	40.7%

FISCAL YEAR 2022/2023/2024/2025 SPECIAL FUNDS PERSONNEL TOTALS

Dept. #	Special Funds	Budget FY 2022	Budget FY 2023	Budget FY 2024	Budget FY 2025	Net Change	% Change
001	Special Tax District	-	-	-	-	-	0.0%
023	Sanitation	42,433	54,068	135,768	135,589	(179)	-0.1%
025	Public Works	-	-	-	-	-	0.0%
029	Recreation & Sports Management	771,609	859,771	835,713	1,011,616	175,903	21.0%
030	Parks & Landscapes	433,886	500,053	666,684	754,855	88,171	13.2%
035	E-911	1,217,598	1,377,383	1,444,258	1,743,433	299,175	20.7%
036	Federal Drug	-	-	-	-	-	0.0%
037	SPLOST 2017 Roads	-	-	-	-	-	0.0%
038	SPLOST 2017 Public Buildings	-	-	-	-	-	0.0%
039	SPLOST 2017 Recreation	-	-	-	-	-	0.0%
041	SPLOST 2017 Vehicles and Equip	-	-	-	-	-	0.0%
042	Debt Service	-	-	-	-	-	0.0%
047	SPLOST 2017 Drainage	-	-	-	-	-	0.0%
055	Fire & Rescue	3,750,494	4,912,453	6,235,627	6,794,503	558,876	9.0%
061	Wastewater Treatment Plant	-	-	-	-	-	0.0%
065	SPLOST 2017 Technology	-	-	-	-	-	0.0%
067	Impact Fees Roads	-	-	-	-	-	0.0%
099	SPLOST 2017 Cities	-	-	-	-	-	0.0%
100	SPLOST 2017 Water & Sewer	-	-	-	-	-	0.0%
105	Water and Sewer Operating	-	-	-	-	-	0.0%
106	Water Projects	-	-	-	-	-	0.0%
153	Drug Abuse Treatment & Education	-	-	-	-	-	0.0%
219	Sheriff Special Revenue	-	-	-	-	-	0.0%
223	Dry Waste & Recycling Center	-	-	-	-	-	0.0%
230	Juvenile Services	-	-	-	-	-	0.0%
231	American Rescue Plan Act	-	-	-	-	-	0.0%
236	State Drug Account	-	-	-	-	-	0.0%
240	Jail Construction & Staffing	-	-	-	-	-	0.0%
245	Prison Commissary	-	-	-	-	-	0.0%
272	Development Services	918,407	1,137,147	1,307,057	1,257,104	(49,953)	-3.8%
273	Senior Citizens Activity	121,744	194,332	200,637	197,032	(3,605)	-1.8%
274	Hospital Indigent	-	-	-	-	-	0.0%
276	Hotel / Motel Tax	-	-	-	-	-	0.0%
322	SPLOST 2021	-	-	-	-	-	0.0%
335	TSPLOST 2020	-	-	-	-	-	0.0%
337	TSPLOST 2023	-	-	-	-	-	0.0%
560	Stormwater	-	-	-	-	-	0.0%
600	Self-funded Insurance	-	-	-	-	-	0.0%
		\$ 7,256,171	\$ 9,035,207	\$ 10,825,744	\$ 11,894,132	\$ 1,068,388	9.9%

001 - Special Tax District - Appropriations

GL Account	GL Name	Actuals	2022	Actuals	2023	Budget	2024	Actuals				
								12/31/23	Dept Requested 2025	Proposed	2025	
		-		-		-		-		-		-
Total Personnel		-		-		-		-		-		-
		-		-		-		-		-		-
Total Services		-		-		-		-		-		-
		-		-		-		-		-		-
Total Supplies		-		-		-		-		-		-
		-		-		-		-		-		-
Total Capital		-		-		-		-		-		-
270-3510-001-61-1005	OPERATING XFER OUT (BLD INSP/Z	-		-		-		-		-		-
270-3510-001-61-1006	OPERATING XFER OUT (WATER & SE	336,107		174,275		982,526		-		443,628		443,628
270-3510-001-61-1007	OPERATING XFER OUT (TO SEN.CIT	-		196,982		203,287		-		-		-
270-3510-001-61-1008	OPERATING XFER OUT (WWTP)	-		537,248		-		-		-		-
270-3510-001-61-1009	OPERATING XFER OUT (FIRE)	-		318,937		-		-		-		-
270-3510-001-61-1011	OPERATING XFER OUT (GENERAL FU	-		-		-		-		-		-
270-3510-001-61-1013	OPERATING XFER OUT (STORMWATER)	38,678		302,000		80,000		80,000		50,000		50,000
270-3510-001-61-1014	OPERATING XFER OUT (STORMWATER UTIL	-		-		-		-		-		-
270-6100-001-57-1000	RECREATION PMTS TO CITIES	-		-		-		-		-		-
Total Other		374,785		1,529,442		1,265,813		80,000		493,628		493,628
Total Appropriations		374,785		1,529,442		1,265,813		80,000		493,628		493,628

001 - Special Tax District - Revenues

GL Account	GL Name	Actuals	2022	Actuals	2023	Budget	2024	Actuals				
								12/31/23	Dept Requested 2025	Proposed	2025	
	PROPERTY TAX, TAVT, & PENALTIES	-		-		-		-		-		-
	LOCAL OPTION SALES TAX (LOST)	-		-		-		-		-		-
	OTHER GENERAL REVENUES	-		-		-		-		-		-
	COMBINED REVENUES PRIOR YEAR	(976,455)		(754,801)		(3,168,857)		9,379		493,628		205,000
270-31-1194	IN LIEU OF TAX\ GA POWER	589,612		619,088		590,000		-		-		620,000
270-31-1195	IN LIEU OF TAX\ GEORGIA PACIFI	454,361		454,361		460,000		-		-		460,000
270-31-1750	CABLEVISION FRANCHISE	307,147		304,794		310,000		70,586		-		305,000
270-31-6201	INSURANCE PREMIUMS	-		-		-		-		-		-
270-38-9005	MISCELLANEOUS REVENUE	120		-		-		35		-		-
270-38-9015	CASH CARRY FORWARD (001 PORTION)	-		-		2,168,670		-		-		(2,096,372)
270-39-1200	OP XFER IN (SPEC TAX DIST)	-		906,000		906,000		-		-		1,000,000
Total Revenues		374,785		1,529,442		1,265,813		80,000		493,628		493,628
Net Surplus/(Deficit)		-		-		-		-		-		-

001 - Special Tax District - Personnel

	Title	Full Time Equivalent (FTE)
	<i>no personnel</i>	0
Total Personnel		0

023 - Sanitation - Appropriations

								Actuals			
GL Account	GL Name	Actuals	2022	Actuals	2023	Budget	2024	12/31/23	Dept Requested 2025	Proposed	2025
540-4310-023-51-1100	SALARIES	29,139		25,089			70,949	11,181	80,288		80,288
540-4310-023-51-1101	RAISES	-		-			5,676	-	4,817		4,817
540-4310-023-51-1300	OVERTIME	248		449			-	6	-		-
540-4310-023-51-2101	MEDICAL/LIFE INSURANCE	251		283			650	143	650		650
540-4310-023-51-2102	HEALTH INSURANCE	16,221		16,891			47,775	8,832	36,458		36,458
540-4310-023-51-2200	PAYROLL TAXES	2,018		1,713			5,862	726	6,511		6,511
540-4310-023-51-2401	RETIREMENT	1,206		1,404			4,597	619	6,213		6,213
540-4310-023-51-2600	UNEMPLOYMENT	67		45			91	1	91		91
540-4310-023-51-2700	WORKMEN'S COMPENSATION	89		67			169	25	633		562
Total Personnel		49,240		45,940			135,768	21,532	135,660		135,589
540-4310-023-52-1105	MONITORING	18,452		17,727			18,000	6,186	18,000		18,000
540-4310-023-52-1202	ATTORNEY & PROFESSIONAL SERVIC	500		-			-	-	-		-
540-4310-023-52-1309	SOLID WASTE COLL.-CURBSIDE	4,245,461		4,716,131			4,600,000	2,434,186	4,600,000		4,870,000
540-4310-023-52-2202	R & M GENERAL (BLDG)	-		23			-	-	-		-
540-4310-023-52-2321	OPERATING LEASES/RENTAL COPIER	181		91			-	-	-		-
540-4310-023-52-3101	PROPERTY INSURANCE	495		661			700	1,007	700		1,100
540-4310-023-52-3102	AUTO,TRK,EQ INSURANCE	18		23			25	3,536	25		3,600
540-4310-023-52-3103	PROF/GEN/LAW LIAB/INS	201		184			300	528	300		530
540-4310-023-52-3201	TELEPHONE	1,005		1,038			1,000	620	1,000		1,100
Total Services		4,266,313		4,735,880			4,620,025	2,446,063	4,620,025		4,894,330
540-4310-023-53-1210	UTILITIES	817		650			-	-	-		700
540-4310-023-53-1402	PRINTING & PUBLICATIONS	-		-			-	-	4,000		4,000
Total Supplies		817		650			-	-	4,000		4,700
540-4310-023-54-2201	AUTOS & TRUCKS	-		-			47,970	-	-		-
Total Capital		-		-			47,970	-	-		-
540-4310-023-56-1000	DEPRECIATION EXPENSE	6,179		6,179			6,200	-	6,200		6,200
540-4310-023-58-1200	CAPITAL LEASE PRINCIPAL	-		-			10,000	-	10,000		-
540-4310-023-58-2200	CAPITAL LEASE INTEREST	-		-			-	-	-		-
Total Other		6,179		6,179			16,200	-	16,200		6,200
Total Appropriations		4,322,549		4,788,649			4,819,963	2,467,594	4,775,885		5,040,819

023 - Sanitation - Revenues

								Actuals			
GL Account	GL Name	Actuals	2022	Actuals	2023	Budget	2024	12/31/23	Dept Requested 2025	Proposed	2025
	PROPERTY TAX, TAVT, & PENALTIES	-		-			-	-	-		-
	LOCAL OPTION SALES TAX (LOST)	-		-			-	-	-		-
	OTHER GENERAL REVENUES	-		-			-	-	-		-
	COMBINED REVENUES PRIOR YEAR	272,629		41,474			(0)	(1,557,249)	-		-
540-34-4110	SANITATION	3,944,439		4,579,638			4,736,468	3,914,898	-		4,870,000
540-34-4115	SANITATION-OTHER	104,879		152,848			175,000	94,701	-		175,000
540-36-1005	INTEREST ON INVESTMENT	603		14,628			2,000	15,182	-		20,000
540-38-9005	Miscellaneous Revenue	0		61			-	63	-		-
540-38-9015	CASH CARRY-FORWARD	-		-			(93,505)	-	-		(24,181)
Total Revenues		4,322,549		4,788,649			4,819,963	2,467,594	-		5,040,819
Net Surplus/(Deficit)		-		-			-	-	-		-

023 - Sanitation - Personnel

Title	Full Time Equivalent (FTE)
CUSTOMER SERVICE SPECIALIST	1
LITTER OFFICER	1
Total Personnel	2

025 - Public Works - Appropriations

								Actuals			
GL Account	GL Name	Actuals	2022	Actuals	2023	Budget	2024	12/31/23	Dept Requested 2025	Proposed	2025
		-		-				-		-	
Total Personnel		-		-				-		-	
270-4205-025-52-1101-1	EOM CONTRACT	1,024,330		1,098,000			1,327,125	663,563	1,380,210		1,380,210
270-4205-025-52-1102	ENGINEERING	17,642		22,860			30,000	10,230	30,000		30,000
270-4205-025-52-1211	FILL / HAULING WORK / MOWING	241,808		333,848			288,000	142,714	292,100		292,100
270-4205-025-52-1306	PEST CONTROL	405		240			400	120	400		400
270-4205-025-52-2201	VEHIC MAINT	250,993		317,774			260,000	229,377	270,000		270,000
270-4205-025-52-2202	R&M - GENERAL(BUILDING)	890		304			7,000	246	10,000		10,000
270-4205-025-52-2203	R & M - GENERAL(EQUIPMNT)	32,304		32,304			32,500	8,076	32,500		32,500
270-4205-025-52-2321	OPERATING LEASES/RENTAL COPIER	-		-			-	-	-		-
270-4205-025-52-3101	PROPERTY INSURANCE	-		-			-	-	-		-
270-4205-025-52-3102	AUTO,TRK,EQ - INSURANCE	21,990		28,225			30,000	39,607	30,000		40,000
270-4205-025-52-3850	CONTRACT LABOR	-		-			-	-	-		-
Total Services		1,590,360		1,833,555			1,975,025	1,093,931	2,045,210		2,055,210
270-4205-025-53-1102	OPERATING SUPPLIES	181,301		263,212			200,000	184,573	295,000		295,000
270-4205-025-53-1210	UTILITIES	18,821		19,722			20,000	12,047	30,000		24,000
270-4205-025-53-1240	DISPOSAL ROLLOFFS	-		1,493			-	1,480	-		-
270-4205-025-53-1270	GAS & DIESEL FUEL	182,113		187,154			200,000	108,494	220,000		210,000
Total Supplies		382,236		471,581			420,000	306,594	545,000		529,000
270-4205-025-54-1402	PAVED ROAD MAINT.	103,264		33,375			-	-	-		-
270-4205-025-54-2201	AUTOS & TRUCKS	596		755			-	205	130,000		130,000
270-4205-025-54-2502	OTHER EQUIPMENT	-		-			328,000	45,363	1,598,500		583,000
270-4205-025-54-9999	LEASED EQUIPMENT	-		155,774			110,120	16,920	90,000		90,000
Total Capital		103,859		189,905			438,120	62,488	1,818,500		803,000
270-4205-025-58-1200	CAPITAL LEASE PRINCIPAL	-		12,859			27,155	28,082	-		116,805
270-4205-025-58-2200	CAPITAL LEASE INTEREST	-		3,391			-	-	-		-
Total Other		-		16,249			27,155	28,082	-		116,805
Total Appropriations		2,076,455		2,511,289			2,860,300	1,491,095	4,408,710		3,504,015

025 - Public Works - Revenues

								Actuals			
GL Account	GL Name	Actuals	2022	Actuals	2023	Budget	2024	12/31/23	Dept Requested 2025	Proposed	2025
	PROPERTY TAX, TAVT, & PENALTIES	-		-							3,847,409
	LOCAL OPTION SALES TAX (LOST)	-		-							-
	OTHER GENERAL REVENUES	-		-							-
	COMBINED REVENUES PRIOR YEAR	2,076,455		2,511,289			2,860,300	1,491,095			
270-38-9015	CASH CARRY FORWARD (025 PORTION)	-		-			-	-			(343,394)
Total Revenues		2,076,455		2,511,289			2,860,300	1,491,095			3,504,015
Net Surplus/(Deficit)		-		-			-	-			(0)

025 - Public Works - Personnel

		Title		Full Time Equivalent (FTE)	
		<i>no personnel</i>		0	
Total Personnel				0	

029 - Recreation & Sports Management - Appropriations

GL Account	GL Name	Actuals	2022	Actuals	2023	Budget	2024	Actuals		Proposed	2025	
								12/31/23	Dept Requested 2025			
270-6110-029-51-1100	SALARIES	503,382		515,194		507,227		270,051		723,910		652,030
270-6110-029-51-1101	RAISES	-		-		40,578		-		42,211		38,794
270-6110-029-51-1300	OVERTIME	-		2,564		-		557		-		-
270-6110-029-51-2101	MEDICAL/LIFE INSURANCE	3,227		3,577		3,575		1,771		4,549		4,008
270-6110-029-51-2102	HEALTH INSURANCE	100,569		147,239		197,680		85,074		238,499		208,442
270-6110-029-51-2200	PAYROLL TAXES	37,520		38,221		41,907		19,748		58,608		52,848
270-6110-029-51-2401	RETIREMENT	18,959		20,997		32,868		12,052		48,017		42,283
270-6110-029-51-2600	UNEMPLOYMENT	1,241		1,014		502		278		684		638
270-6110-029-51-2700	WORKMEN'S COMPENSATION	11,767		11,570		11,377		5,540		17,084		12,573
Total Personnel		676,665		740,377		835,713		395,072		1,133,563		1,011,616
270-6110-029-52-1101	CONSULTANT	-		-		-		-		-		-
270-6110-029-52-1306	PEST CONTROL	1,045		1,020		1,100		510		1,500		1,500
270-6110-029-52-2201	VEHIC MAINT	6,358		5,698		8,000		1,019		5,000		5,000
270-6110-029-52-2202	R&M - GENERAL (BLDGS)	72,824		58,289		55,000		24,839		65,000		65,000
270-6110-029-52-2203	R&M - GENERAL(EQUIPMNT)	-		-		2,000		-		2,000		2,000
270-6110-029-52-2208	COMPUTER MAINT. AGREEMNTS	8,224		13,564		12,500		6,649		15,000		14,000
270-6110-029-52-2321	OPERATING LEASES/RENTAL COPIER	-		700		-		-		-		-
270-6110-029-52-3101	PROPERTY INSURANCE	9,062		11,954		12,000		18,048		20,000		18,100
270-6110-029-52-3102	AUTO,TRK,EQ - INSURANCE	5,310		8,678		8,800		11,896		15,000		12,000
270-6110-029-52-3103	PROF/GEN/LAW LIAB\INSURAN	3,655		2,928		3,000		3,249		5,000		3,300
270-6110-029-52-3201	TELEPHONE	9,170		9,113		10,000		4,594		15,000		10,500
270-6110-029-52-3301	ADVERTISEMENT	561		3,163		4,600		1,875		5,000		5,000
270-6110-029-52-3608	OFFICIALS ASSOC FEES	123,216		127,027		125,000		34,480		140,000		140,000
270-6110-029-52-3701	PER DIEM & TRAVEL	4,563		17,385		5,000		1,644		8,000		8,000
270-6110-029-52-3702	TRAINING SCHOOLS & SEMINAR	-		917		1,000		250		5,000		5,000
270-6110-029-52-3705	MEMBERSHIP DUES	130		1,135		1,200		140		2,000		2,000
270-6110-029-52-3916	BANK CHARGES	33		801		500		547		800		800
Total Services		244,151		262,371		249,700		109,738		304,300		292,200
270-6110-029-53-1101	OFFICE SUPPLIES	5,914		2,044		3,000		741		4,500		3,500
270-6110-029-53-1102	OPERATING SUPPLIES	233,207		238,283		230,000		94,961		330,000		330,000
270-6110-029-53-1103	JANITORIAL SUPPLIES	562		826		1,250		3,063		4,000		1,250
270-6110-029-53-1104	POSTAGE	66		191		300		13		300		300
270-6110-029-53-1110	STREET SIGNS	-		205		-		-		-		-
270-6110-029-53-1118	PLANTERS WIFI GRANT	6,524		6,514		6,500		2,714		7,000		7,000
270-6110-029-53-1119	ATLANTA HAWKS SCHOLARSHIP	-		-		-		-		-		-
270-6110-029-53-1210	UTILITIES	214,546		207,154		215,000		111,021		220,000		220,000
270-6110-029-53-1240	DISPOSAL ROLLOFFS	12,711		11,337		12,000		7,462		15,000		13,000
270-6110-029-53-1270	GAS & DIESEL FUEL	5,357		5,446		7,000		2,744		7,000		7,000
270-6110-029-53-1301	CONCESSIONS	52,756		66,292		52,000		31,110		65,000		65,000
Total Supplies		531,644		538,294		527,050		253,830		652,800		647,050
270-6110-029-54-1200	SITE IMPROVEMENTS	-		101,027		-		-		-		-
270-6110-029-54-2201	AUTOS & TRUCKS	894		372		-		-		-		-
270-6110-029-54-2502	OTHER EQUIP	10,794		-		15,000		15,000		5,760		5,760
270-6110-029-54-9999	LEASED EQUIPMENT	8,357		97,939		-		-		45,000		-
Total Capital		20,045		199,339		15,000		15,000		50,760		5,760
270-6110-029-58-1200	CAPITAL LEASE PRINCIPAL	3,190		20,268		26,136		11,360		30,000		26,888
270-6110-029-58-2200	CAPITAL LEASE INTEREST	133		4,700		-		-		-		-
Total Other		3,323		24,968		26,136		11,360		30,000		26,888
Total Appropriations		1,475,827		1,765,348		1,653,599		784,999		2,171,423		1,983,514

029 - Recreation & Sports Management - Revenues

						Actuals					
GL Account	GL Name	Actuals	2022	Actuals	2023	Budget	2024	12/31/23	Dept Requested 2025	Proposed	2025
	PROPERTY TAX, TAVT, & PENALTIES	-		-			-	-	-		2,135,587
	LOCAL OPTION SALES TAX (LOST)	-		-			-	-	-		-
	OTHER GENERAL REVENUES	-		-			-	-	-		-
	COMBINED REVENUES PRIOR YEAR	1,047,203		1,279,770		1,170,385		571,981		-	-
270-38-9015	CASH CARRY FORWARD (029 PORTION)	-		-		65,114		-		-	(632,473)
270-34-7300	REC DEPT - BASKETBALL	46,395		55,745		46,000		50,080		-	55,000
270-34-7301	REC DEPT - BASKETBALL TOURNAME	14,702		13,580		14,000		-		-	14,000
270-34-7303	REC DEPT - FOOTBALL	21,932		22,540		22,000		16,050		-	23,000
270-34-7304	REC DEPT - FOOTBALL TOURNAMENT	465		986		-		620		-	1,000
270-34-7305	REC DEPT - BASEBALL	62,023		68,105		60,000		6,115		-	68,000
270-34-7306	REC DEPT - BASEBALL/SOFTBALL S	26,266		27,912		22,000		-		-	28,000
270-34-7307	REC DEPT - YOUTH BASEBALL/SOFT	28,395		43,936		30,000		13,910		-	44,000
270-34-7308	REC DEPT - SOFTBALL	24,005		25,952		24,000		3,080		-	26,000
270-34-7309	REC DEPT - ADULT SOFTBALL	-		2,000		-		-		-	2,000
270-34-7310	REC DEPT - SOCCER	46,956		49,210		47,000		44,155		-	50,000
270-34-7311	REC DEPT - SOCCER TOURNAMENT	-		607		-		1,210		-	1,000
270-34-7312	REC DEPT - CHEERLEADER	9,326		8,258		9,000		6,405		-	9,400
270-34-7313	REC DEPT - ADULT VOLLEYBALL	15,639		23,383		15,000		16,863		-	16,000
270-34-7315	REC DEPT - PRACTICE FEE	10,750		13,250		10,000		7,675		-	13,000
270-34-7316	REC DEPT - SPRING RUN	2,529		657		3,000		-		-	1,000
270-34-7317	REC DEPT - LACROSSE	5,660		6,100		5,000		1,560		-	6,000
270-34-7318	REC DEPT - YOUTH TRACK	2,775		2,100		2,100		-		-	2,000
270-34-7319	REC DEPT - CONCESSION	101,799		109,607		100,000		39,471		-	110,000
270-34-7320	REC DEPT - OTHER	9,010		11,650		9,000		5,825		-	11,000
Total Revenues		1,475,827		1,765,348		1,653,599		784,999		-	1,983,514
Net Surplus/(Deficit)		-		-		-		-		-	(0)

029 - Recreation & Sports Management - Personnel

	Title	Full Time Equivalent (FTE)
	DIRECTOR OF RECREATION AND SPORTS MANAGEMENT	1
	ASSISTANT DIRECTOR OF RECREATION AND SPORTS MANAGE	2
	ATHLETIC COORDINATOR	8
	ACTIVITIES PROGRAMMER	1
	OFFICE MANAGER	1
	SEASONAL WORKERS	4.23
Total Personnel		17.23

030 - Parks & Landscapes - Appropriations

GL Account	GL Name	Actuals		Budget	Actuals		Dept Requested 2025	Proposed	2025
		2022	2023		2024	12/31/23			
270-6220-030-51-1100	SALARIES	238,448	314,622	423,319	218,744	555,370	476,570		
270-6220-030-51-1101	RAISES	-	-	10,943	-	33,322	28,594		
270-6220-030-51-1300	OVERTIME	109	192	-	152	-	-		
270-6220-030-51-2101	MEDICAL/LIFE INSURANCE	1,800	2,378	2,600	1,422	3,250	2,925		
270-6220-030-51-2102	HEALTH INSURANCE	47,896	80,562	162,819	49,106	182,288	164,545		
270-6220-030-51-2200	PAYROLL TAXES	17,922	23,288	33,221	16,243	45,035	38,645		
270-6220-030-51-2401	RETIREMENT	11,306	13,578	23,642	10,408	36,977	33,835		
270-6220-030-51-2600	UNEMPLOYMENT	415	433	456	176	638	547		
270-6220-030-51-2700	WORKMEN'S COMPENSATION	5,995	7,685	9,684	4,881	13,128	9,194		
Total Personnel		323,891	442,739	666,684	301,132	870,008	754,855		
270-6220-030-52-1101	CONSULATANT	26,845	76,854	60,000	3,157	60,000	-		
270-6220-030-52-2140	LAWN CARE	9,600	-	9,000	3,100	10,000	10,000		
270-6220-030-52-2201	VEHIC MAINT	27,599	33,679	25,000	13,777	20,000	20,000		
270-6220-030-52-2202	R&M - GENERAL(BUILDING)	709	2,606	2,000	759	2,000	2,000		
270-6220-030-52-2203	R&M - GENERAL(EQUIPMENT)	6,670	6,936	12,000	4,648	10,000	10,000		
270-6220-030-52-2204	R&M - GENERAL(GROUNDS)	6,457	7,743	15,000	3,395	12,000	12,000		
270-6220-030-52-3102	AUTO,TRK,EQ-INSURANCE	8,051	13,126	13,200	19,189	22,000	22,000		
270-6220-030-52-3103	PROF/GEN/LAW LIAB/INS	2,055	1,703	1,800	2,591	3,000	3,000		
270-6220-030-52-3201	TELEPHONE	1,061	1,147	1,100	453	2,300	2,300		
270-6220-030-52-3701	PER DIEM & TRAVEL	-	-	1,500	-	1,500	1,500		
270-6220-030-52-3702	TRAINING SCHOOLS & SEMINARS	630	-	1,500	-	3,500	3,500		
Total Services		89,677	143,795	142,100	51,070	146,300	86,300		
270-6220-030-53-1101	OFFICE SUPPLIES	340	-	1,000	583	1,000	1,000		
270-6220-030-53-1102	OPERATING SUPPLIES	84,448	101,940	115,000	32,831	115,000	115,000		
270-6220-030-53-1103	JANITORIAL SUPPLIES	795	4,185	2,500	28	4,000	4,000		
270-6220-030-53-1270	GAS & DIESEL FUEL	30,577	30,144	32,000	17,648	32,000	32,000		
270-6220-030-53-1701	UNIFORMS	205	1,784	2,000	408	2,500	2,500		
Total Supplies		116,366	138,053	152,500	51,498	154,500	154,500		
270-6220-030-54-2201	AUTOS & TRUCKS	84	1,358	-	292	-	-		
270-6220-030-54-2502	OTHER EQUIPMENT	52,046	14,241	119,900	77,984	270,000	82,000		
270-6220-030-54-9999	LEASED EQUIPMENT	73,641	39,863	55,060	-	-	-		
Total Capital		125,771	55,462	174,960	78,276	270,000	82,000		
270-6220-030-58-1200	CAPITAL LEASE PRINCIPAL	5,896	19,550	26,386	20,011	26,386	80,079		
270-6220-030-58-2200	CAPITAL LEASE INTEREST	685	5,481	-	-	-	-		
Total Other		6,581	25,032	26,386	20,011	26,386	80,079		
Total Appropriations		662,285	805,080	1,162,631	501,986	1,467,194	1,157,734		

030 - Parks & Landscapes - Revenues

GL Account	GL Name	Actuals		Budget	Actuals		Dept Requested 2025	Proposed	2025
		2022	2023		2024	12/31/23			
	PROPERTY TAX, TAVT, & PENALTIES	-	-	-	-	-	-	-	307,793
	LOCAL OPTION SALES TAX (LOST)	-	-	-	-	-	-	-	-
	OTHER GENERAL REVENUES	-	-	-	-	-	-	-	-
	COMBINED REVENUES PRIOR YEAR	662,285	805,080	1,162,631	501,986	-	-	-	-
270-38-9012	CASH CARRY FORWARD (030 PORTION)	-	-	-	-	-	-	-	849,941
Total Revenues		662,285	805,080	1,162,631	501,986	-	-	-	1,157,734
Net Surplus/(Deficit)		-	-	-	-	-	-	-	(0)

030 - Parks & Landscapes - Personnel

Title	Full Time Equivalent (FTE)
DIRECTOR OF PARKS AND LANDSCAPE	1
ASSISTANT DIRECTOR OF PARKS AND LANDSCAPE	1
LANDSCAPE CREW LEADER	3
FIELD MAINTENANCE CREW LEADER	4
GROUNDS MAINTENANCE WORKER	0.5
IRRIGATION TECH	0.5
MAINTENANCE COORDINATOR	1
Total Personnel	11

035 - E911 - Appropriations

		Actuals		Budget		Actuals		Dept Requested 2025		Proposed	
GL Account	GL Name	Actuals	2022	Actuals	2023	Budget	2024	12/31/23	Dept Requested 2025	Proposed	2025
215-3800-035-51-1100	SALARIES	646,309		821,727		864,781		388,032	1,038,107		986,967
215-3800-035-51-1101	RAISES	-		-		25,943		-	62,286		59,218
215-3800-035-51-1300	OVERTIME	74,343		84,670		90,683		49,284	128,891		117,489
215-3800-035-51-2101	MEDICAL/LIFE INSURANCE	5,945		6,199		6,174		3,203	7,474		7,041
215-3800-035-51-2102	HEALTH INSURANCE	163,621		226,765		319,688		111,453	419,262		395,605
215-3800-035-51-2200	PAYROLL TAXES	53,493		66,646		75,078		32,152	94,040		89,021
215-3800-035-51-2401	RETIREMENT	37,133		43,142		58,884		21,816	89,738		84,948
215-3800-035-51-2600	UNEMPLOYMENT	1,163		1,088		866		118	1,049		1,049
215-3800-035-51-2700	WORKMEN'S COMP	2,452		2,791		2,159		963	2,704		2,095
Total Personnel		984,458		1,253,029		1,444,258		607,020	1,843,552		1,743,433
215-3800-035-52-2201	R&M FIRST SERV VECH MAINT	1,063		391		800		435	800		800
215-3800-035-52-2202	R&M GENREAL(BUILDINGS)	4,391		2,927		5,000		-	5,000		5,000
215-3800-035-52-2202-1	R&M Batteries	-		-		9,915		-	12,500		12,500
215-3800-035-52-2208	MAINT. CONTRACTS	96,000		110,005		91,500		39,073	106,500		106,500
215-3800-035-52-2321	LEASES & RENTALS COPIERS	-		180		-		-	-		-
215-3800-035-52-3102	AUTO,TRK,EQ - INSURANCE	875		1,076		1,500		1,179	1,500		1,500
215-3800-035-52-3103	PROF/GEN/LAW LIAB INS	9,306		9,363		9,500		12,677	13,500		13,500
215-3800-035-52-3201	TELEPHONE	105,738		107,669		110,500		53,154	110,500		110,500
215-3800-035-52-3205	UTILITIES	22,982		23,378		25,500		14,227	26,000		26,000
215-3800-035-52-3701	PER DIEM & TRAVEL	1,137		2,233		2,500		1,929	4,000		4,000
215-3800-035-52-3702	TRAINING SCHOOLS & SEMINARS	7,374		7,436		7,500		2,746	15,000		15,000
215-3800-035-52-3705	MEMBERSHIP DUES	288		331		300		-	400		400
215-3800-035-52-3706	RECRUITMENT & RETENTION	1,924		1,942		2,000		132	2,500		2,500
Total Services		251,079		266,932		266,515		125,552	298,200		298,200
215-3800-035-53-1102	OPERATING SUPPLIES	6,011		5,518		6,500		2,184	13,000		13,000
215-3800-035-53-1270	GAS & FUEL	1,546		8,204		1,900		708	1,900		1,900
215-3800-035-53-1701	UNIFORMS	889		930		1,000		1,179	2,000		2,000
Total Supplies		8,446		14,651		9,400		4,071	16,900		16,900
215-3800-035-54-2502	OTHER EQUIPMENT	10,473		-		-		-	15,000		15,000
215-3800-035-54-9999	LEASED EQUIPMENT	6,407		-		-		-	-		-
Total Capital		16,880		-		-		-	15,000		15,000
215-3800-035-58-1201	EQUIPMENT LEASING	2,446		2,537		2,548		1,501	2,600		2,806
215-3800-035-58-2201	EQUIPMENT LEASING INTEREST	264		76		-		-	-		-
Total Other		2,710		2,612		2,548		1,501	2,600		2,806
Total Appropriations		1,263,574		1,537,224		1,722,720		738,145	2,176,252		2,076,339

035 - E911 - Revenues

		Actuals		Budget		Actuals		Dept Requested 2025		Proposed	
GL Account	GL Name	Actuals	2022	Actuals	2023	Budget	2024	12/31/23	Dept Requested 2025	Proposed	2025
	PROPERTY TAX, TAVT, & PENALTIES	-		-		-		-	-		-
	LOCAL OPTION SALES TAX (LOST)	-		-		-		-	-		-
	OTHER GENERAL REVENUES	-		-		-		-	-		-
	COMBINED REVENUES PRIOR YEAR	(278,269)		(226,026)		-		258,135	-		-
215-34-2505-60	911 REVENUE - GEORGIA DEPT OF	1,350,696		1,410,685		1,320,000		479,917	-		1,428,000
215-36-1005	INTEREST ON INVESTMENT	134		167		-		93	-		-
215-38-9015	911-CASH CARRY FORWARD	-		-		-		-	-		648,339
215-39-1103	OPERATING XFER IN (FROM GF)	191,013		352,398		402,720		-	-		-
Total Revenues		1,263,574		1,537,224		1,722,720		738,145	-		2,076,339
Net Surplus/(Deficit)		-		-		-		-	-		-

035 - E911 - Personnel

		Title		Full Time Equivalent (FTE)	
			911 DIRECTOR		1
			DEPUTY DIRECTOR - E911		1
			RECORDS AND TRAINING COORDINATOR		1
			COMMUNICATIONS OFFICER		20
Total Personnel					23

036 - Federal Drug Account - Appropriations

GL Account	GL Name	Actuals	2022	Actuals	2023	Budget	2024	Actuals		Dept Requested 2025	Proposed	2025
								12/31/23				
		-		-		-		-		-		-
Total Personnel		-		-		-		-		-		-
		-		-		-		-		-		-
Total Services		-		-		-		-		-		-
210-3305-036-53-1102	OPERATING SUPPLIES	-		-		50,000		-		50,000		50,000
Total Supplies		-		-		50,000		-		50,000		50,000
		-		-		-		-		-		-
Total Capital		-		-		-		-		-		-
		-		-		-		-		-		-
Total Other		-		-		-		-		-		-
Total Appropriations		-		-		50,000		-		50,000		50,000

036 - Federal Drug Account - Revenues

GL Account	GL Name	Actuals	2022	Actuals	2023	Budget	2024	Actuals	12/31/23	Dept Requested 2025	Proposed	2025
	PROPERTY TAX, TAVT, & PENALTIES	-		-		-		-		-		-
	LOCAL OPTION SALES TAX (LOST)	-		-		-		-		-		-
	OTHER GENERAL REVENUES	-		-		-		-		-		-
	COMBINED REVENUES PRIOR YEAR	(64,458)		(86)		-		(1,742)		-		-
210-35-2201	RECOVERED DRUG FUNDS	64,449		-		50,000		-		-		50,000
210-36-1005	INTEREST ON INVESTMENT	8		86		-		1,742		-		-
Total Revenues		(0)		-		50,000		-		-		50,000
Net Surplus/(Deficit)		(0)		-		-		-		-		-

036 - Federal Drug Account - Personnel

	Title	Full Time Equivalent (FTE)
	<i>no personnel</i>	0
Total Personnel		0

037 - SPLOST Roads - Appropriations

GL Account	GL Name	Actuals	2022	Actuals	2023	Budget	2024	Actuals 12/31/23	Dept Requested 2025	Proposed	2025
		-		-			-	-		-	-
Total Personnel		-		-			-	-		-	-
		-		-			-	-		-	-
Total Services		-		-			-	-		-	-
		-		-			-	-		-	-
Total Supplies		-		-			-	-		-	-
321-4207-037-54-1401-1	VARIOUS ASH ROADS PROJECT	378,050		563,530			1,008,000	203,640		-	-
321-4207-037-54-1406	EFFINGHAM PARKWAY	1,422,075		2,004,387			500,000	944,211		-	-
321-4207-037-54-1411	MCCALL AND BLUEJAY INTERSECTIO	14,129		-			-	-		-	-
321-4207-037-54-1415	BRIDGE REPAIRS	-		-			200,000	-	340,000		200,000
321-4207-037-54-2521	LMIG 2020 ROAD PROJECT	14,680		-			-	-		-	-
321-4207-037-54-2523	LMIG 2021 ROAD PROJECTS	1,399,744		62,751			-	-		-	-
321-4207-037-54-2524	LMIG SAP PROJECT	214,618		392			-	-		-	-
321-4207-037-54-2525	WASHINGTON ST CUL-DE-SAC	6,045		-			-	-		-	-
321-4207-037-54-2526	OLD LOUISVILLE RD	322,104		-			-	-		-	-
321-4207-037-54-2527	LMIG 2022 ROAD PROJECTS	29,064		3,114,215			-	-		-	-
321-4207-037-54-2529	SPRING HILL RD	51,883		4,219			-	-		-	-
321-4207-037-54-2531	KOLIC HELMEY RD / SR30	810		320			-	-		-	-
Total Capital		3,853,202		5,749,814			1,708,000	1,147,851	340,000		200,000
		-		-			-	-		-	-
Total Other		-		-			-	-		-	-
		-		-			-	-		-	-
Total Appropriations		3,853,202		5,749,814			1,708,000	1,147,851	340,000		200,000

037 - SPLOST Roads - Revenues

GL Account	GL Name	Actuals	2022	Actuals	2023	Budget	2024	Actuals 12/31/23	Dept Requested 2025	Proposed	2025
	PROPERTY TAX, TAVT, & PENALTIES	-		-			-	-		-	-
	LOCAL OPTION SALES TAX (LOST)	-		-			-	-		-	-
	OTHER GENERAL REVENUES	-		-			-	-		-	-
	COMBINED REVENUES PRIOR YEAR	2,864,793		5,749,814			1,708,000	1,147,851		-	-
	SPLOST FUND REVENUES	-		-			-	-		-	200,000
321-33-4217	DEPT OF TRANSPORTATION	988,410		-			-	-		-	-
Total Revenues		3,853,202		5,749,814			1,708,000	1,147,851		-	200,000
Net Surplus/(Deficit)		-		-			-	-		-	-

037 - SPLOST Roads - Personnel

Title	Full Time Equivalent (FTE)
<i>no personnel</i>	0
Total Personnel	0

038 - SPLOST Buildings - Appropriations

GL Account	GL Name	Actuals	2022	Actuals	2023	Budget	2024	Actuals				
								12/31/23	Dept Requested 2025	Proposed	2025	
		-		-			-	-		-		-
Total Personnel				-			-	-		-		-
		-		-			-	-		-		-
Total Services				-			-	-		-		-
		-		-			-	-		-		-
Total Supplies				-			-	-		-		-
321-1565-038-54-1360	ADMINISTRATION BUILDING		16,731				-	-		-		-
Total Capital			16,731				-	-		-		-
		-		-			-	-		-		-
Total Other				-			-	-		-		-
Total Appropriations			16,731				-	-		-		-

038 - SPLOST Buildings - Revenues

GL Account	GL Name	Actuals	2022	Actuals	2023	Budget	2024	12/31/23	Dept Requested 2025	Proposed	2025
	PROPERTY TAX, TAVT, & PENALTIES			-			-	-		-	-
	LOCAL OPTION SALES TAX (LOST)			-			-	-		-	-
	OTHER GENERAL REVENUES			-			-	-		-	-
	COMBINED REVENUES PRIOR YEAR		16,731				-	-		-	-
	SPLOST FUND REVENUES			-			-	-		-	-
Total Revenues			16,731				-	-		-	-
Net Surplus/(Deficit)				-			-	-		-	-

038 - SPLOST Buildings - Personnel

	Title	Full Time Equivalent (FTE)
	<i>no personnel</i>	0
		0

039 - SPLOST Recreation - Appropriations

GL Account	GL Name	Actuals	2022	Actuals	2023	Budget	2024	Actuals 12/31/23	Dept Requested 2025	Proposed	2025
		-		-			-	-		-	-
Total Personnel											
		-		-			-	-		-	-
Total Services											
		-		-			-	-		-	-
Total Supplies											
		-		-			-	-		-	-
321-6130-039-54-1220	BAKER PARK IMPROVEMENTS			77,008			900,000	20,724		-	-
321-6130-039-54-1227	REC - 119 COMPLEX - UPGRADE ON LIGHTS	314,725					300,000	-		-	-
321-6130-039-54-1252	MCCALL PARK	617,359					-	-		-	-
321-6130-039-54-1253	MELDRIM PARK						250,000	-		-	-
Total Capital		932,083		77,008			1,450,000	20,724		-	-
321-6130-039-58-1201	CEM GYM PRINCIPAL	294,000		300,000			307,000	-	314,000		314,000
321-6130-039-58-1202	REC LIGHTING PRINCIPAL	130,547					-	-		-	-
321-6130-039-58-2201	CEM GYM INTEREST	94,176		87,826			81,346	40,673	74,714		74,714
321-6130-039-58-2202	REC LIGHTING INTEREST	4,576					-	-		-	-
Total Other		523,299		387,826			388,346	40,673	388,714		388,714
Total Appropriations		1,455,382		464,834			1,838,346	61,397	388,714		388,714

039 - SPLOST Recreation - Revenues

GL Account	GL Name	Actuals	2022	Actuals	2023	Budget	2024	Actuals 12/31/23	Dept Requested 2025	Proposed	2025
	PROPERTY TAX, TAVT, & PENALTIES			-			-	-		-	-
	LOCAL OPTION SALES TAX (LOST)			-			-	-		-	-
	OTHER GENERAL REVENUES			-			-	-		-	-
	COMBINED REVENUES PRIOR YEAR	1,455,382		464,834			1,838,346	61,397		-	-
	SPLOST FUND REVENUES			-			-	-		-	388,714
Total Revenues		1,455,382		464,834			1,838,346	61,397		-	388,714
Net Surplus/(Deficit)				-			-	-		-	-

039 - SPLOST Recreation - Personnel

Title	Full Time Equivalent (FTE)
<i>no personnel</i>	0
Total Personnel	0

041 - SPLOST Equipment - Appropriations

GL Account	GL Name	Actuals	2022	Actuals	2023	Budget	2024	Actuals 12/31/23	Dept Requested 2025	Proposed	2025
		-			-		-	-			-
Total Personnel											
		-			-		-	-			-
Total Services											
		-			-		-	-			-
Total Supplies											
321-3510-041-54-2200	FIRE ENGINES				1,846,115		-	-			-
321-3600-041-54-2202	AMBULANCE	372,335			97,984		522,792	-	360,000		360,000
321-3801-041-54-2500	E911 IP LOGGER SYSTEM	107,615					-	-			-
321-3801-041-54-2501	RADIO TOWER UPS SYSTEM						84,000	-			-
321-4300-041-54-1000	WWTP - AUTOCLAVE FOR LAB	8,400					-	-			-
321-4970-041-54-2209	EXCAVATOR	146,529					-	-			-
321-4970-041-54-2210	SKID STEER	119,300					-	-			-
321-4970-041-54-2211	BULLDOZER	127,490					-	-			-
321-4970-041-54-2212	TRACTOR & BOOM AXE				191,645		-	-			-
321-4970-041-54-2213	TRUCK & LOWBOY				276,473		-	-			-
321-4970-041-54-2214	BATWING & ROTARY MOWER				31,400		-	-			-
321-4970-041-54-2215	LOADER						250,000	-			-
321-4970-041-54-2536	PUBLIC WORKS - PATCH TRUCK	209,078					-	-			-
321-4970-041-54-2537	CHIP SPREADER	30,104					-	-			-
Total Capital			1,120,850		2,443,617		856,792	-	360,000		360,000
321-4970-041-58-1200	BB&T 600K VEHIC PRINCIPAL						-	-			-
321-4970-041-58-1202	SUNTRUST VEHIC PRINCIPAL	169,655			24,578		-	-			-
321-4970-041-58-1204	SHERIFF TAZERS PRINCIPAL	19,860					-	-			-
321-4970-041-58-1206	STRYKER STRETCHERS PRINCIPAL	29,907			17,446		-	-			-
321-4970-041-58-1207	CATERPILLAR PRINCIPAL	41,071			42,265		43,512	18,886	349,942		349,942
321-4970-041-58-1208	CAPITAL LEASE PRINCIPAL	319,159			331,000		343,280	343,280			-
321-4970-041-58-2202	SUNTRUST VEHIC INTEREST	2,822			615		-	-			-
321-4970-041-58-2206	STRYKER STRETCHERS INTEREST	125					-	-			-
321-4970-041-58-2207	CATERPILLAR INTEREST	13,523			12,102		10,855	8,297			-
321-4970-041-58-2208	CAPITAL LEASE INTEREST	36,857			25,016		12,736	12,736			-
Total Other			632,979		453,022		410,383	383,199	349,942		349,942
Total Appropriations			1,753,829		2,896,639		1,267,175	383,199	709,942		709,942

041 - SPLOST Equipment - Revenues

GL Account	GL Name	Actuals	2022	Actuals	2023	Budget	2024	12/31/23	Dept Requested 2025	Proposed	2025
	PROPERTY TAX, TAVT, & PENALTIES						-	-			-
	LOCAL OPTION SALES TAX (LOST)						-	-			-
	OTHER GENERAL REVENUES						-	-			-
	COMBINED REVENUES PRIOR YEAR	1,753,829			2,896,639		1,267,175	383,199			-
	SPLOST FUND REVENUES						-	-			709,942
Total Revenues			1,753,829		2,896,639		1,267,175	383,199			709,942
Net Surplus/(Deficit)											-

041 - SPLOST Equipment - Personnel

Title	Full Time Equivalent (FTE)
<i>no personnel</i>	0
Total Personnel	0

042 - Debt Service - Appropriations

									Actuals		
GL Account	GL Name	Actuals	2022	Actuals	2023	Budget	2024	12/31/23	Dept Requested 2025	Proposed	2025
		-		-			-	-			-
Total Personnel											
		-		-			-	-			-
Total Services											
		-		-			-	-			-
Total Supplies											
		-		-			-	-			-
Total Capital											
		-		-			-	-			-
431-8001-042-58-1200	CAPITAL LEASE PRINCIPAL	6,770,000		9,233,000			9,367,000	-	9,511,000		9,511,000
431-8001-042-58-2200	CAPITAL LEASE INTEREST	323,808		582,582			484,409	242,205	2,860,471		2,860,471
Total Other		7,093,808		9,815,582			9,851,409	242,205	12,371,471		12,371,471
Total Appropriations		7,093,808		9,815,582			9,851,409	242,205	12,371,471		12,371,471

042 - Debt Service - Revenues

									Actuals		
GL Account	GL Name	Actuals	2022	Actuals	2023	Budget	2024	12/31/23	Dept Requested 2025	Proposed	2025
	PROPERTY TAX, TAVT, & PENALTIES	-		-			-	-			-
	LOCAL OPTION SALES TAX (LOST)	-		-			-	-			-
	OTHER GENERAL REVENUES	-		-			-	-			-
	COMBINED REVENUES PRIOR YEAR	-		0			-	-			-
431-39-1101	OPERATING XFER IN (FROM SPLOST	-		2,666,718			2,667,461	157,730	-		2,666,485
431-39-1103	OPERATING XFER IN FROM TSPLOST	7,093,808		7,148,864			7,183,949	84,474	-		7,213,320
431-39-1104	OPERATING XFER IN (FROM TSPLOST 2023)	-		-			-	-	-		2,491,667
Total Revenues		7,093,808		9,815,582			9,851,409	242,205	-		12,371,471
Net Surplus/(Deficit)		-		-			-	-	-		-

042 - Debt Service - Personnel

		Title	Full Time Equivalent (FTE)
		<i>no personnel</i>	0
Total Personnel			0

047 - SPLOST Drainage - Appropriations

GL Account	GL Name	Actuals	2022	Actuals	2023	Budget	2024	12/31/23	Dept Requested 2025	Proposed	2025
		-		-			-	-		-	
Total Personnel		-		-			-	-		-	
		-		-			-	-		-	
Total Services		-		-			-	-		-	
		-		-			-	-		-	
Total Supplies		-		-			-	-		-	
321-4250-047-54-1000	ATLAS RESERVOIR	80,762		78,270		1,900,000		47,583	1,900,000		1,900,000
321-4250-047-54-1400	AERIAL PHOTOGRAPHY	38,341		-		-		-	-		-
321-4250-047-54-2512	WESTWOOD HEIGHTS DRAINAGE	35,000		73,000		1,166,000		-	1,166,000		1,166,000
Total Capital		154,104		151,270		3,066,000		47,583	3,066,000		3,066,000
		-		-			-	-		-	
Total Other		-		-			-	-		-	
Total Appropriations		154,104		151,270		3,066,000		47,583	3,066,000		3,066,000

047 - SPLOST Drainage - Revenues

GL Account	GL Name	Actuals	2022	Actuals	2023	Budget	2024	Actuals 12/31/23	Dept Requested 2025	Proposed	2025
	PROPERTY TAX, TAVT, & PENALTIES	-		-			-	-		-	
	LOCAL OPTION SALES TAX (LOST)	-		-			-	-		-	
	OTHER GENERAL REVENUES	-		-			-	-		-	
	COMBINED REVENUES PRIOR YEAR	154,104		151,270		3,066,000		47,583		-	
	SPLOST FUND REVENUES	-		-			-	-		-	3,066,000
Total Revenues		154,104		151,270		3,066,000		47,583		-	3,066,000
Net Surplus/(Deficit)		-		-			-	-		-	-

047 - SPLOST Drainage - Personnel

	Title	Full Time Equivalent (FTE)
	<i>no personnel</i>	0
Total Personnel		0

055 - Fire & Rescue - Appropriations

GL Account	GL Name	Actuals		Budget	Actuals		Dept Requested 2025	Proposed	2025
		2022	2023		12/31/23	2024			
271-3510-055-51-1100	SALARIES	2,421,274	2,958,436	3,875,499	1,870,677	4,146,059	4,146,059		
271-3510-055-51-1101	RAISES	-	-	116,265	-	248,763	248,764		
271-3510-055-51-1300	OVERTIME	214,010	321,334	294,335	205,343	283,141	283,141		
271-3510-055-51-2101	MEDICAL/LIFE INSURANCE	20,709	22,043	23,397	13,748	24,697	24,697		
271-3510-055-51-2102	HEALTH INSURANCE	683,887	749,282	1,264,342	468,225	1,320,030	1,320,030		
271-3510-055-51-2200	PAYROLL TAXES	191,410	242,118	327,887	153,659	357,864	357,864		
271-3510-055-51-2401	RETIREMENT	136,883	167,389	253,059	101,158	336,960	336,960		
271-3510-055-51-2600	UNEMPLOYMENT	3,436	3,545	3,694	485	4,013	4,013		
271-3510-055-51-2700	WORKMEN'S COMPENSATION	57,395	66,043	77,150	37,344	84,203	72,976		
Total Personnel		3,729,004	4,530,191	6,235,627	2,850,640	6,805,730	6,794,503		
271-3510-055-52-1101	CONSULTANT	4,200	-	-	-	-	-		
271-3510-055-52-1303	COMPUTER SERVICES	453	2,265	-	-	-	-		
271-3510-055-52-1306	PEST CONTROL	1,115	1,761	2,000	1,462	3,000	3,000		
271-3510-055-52-2201	R&M FIRST SERV VECH MAINT	172,984	159,239	160,000	88,191	190,000	170,000		
271-3510-055-52-2202	R & M - GENERAL (BUILDING)	27,628	52,201	45,000	45,307	75,000	60,000		
271-3510-055-52-2203	R&M - GENERAL(EQUIPMENT)	20,867	18,917	22,000	6,564	28,000	22,000		
271-3510-055-52-2205	R&M\SPECIAL (FIRE)	21,437	31,999	25,000	7,895	31,000	25,000		
271-3510-055-52-2206	VEHICLE ACCIDENT	12,251	365	-	-	-	-		
271-3510-055-52-2208	MAINTENANCE AGREEMENTS	4,760	1,960	4,000	1,680	14,000	14,000		
271-3510-055-52-2211	COVID RELATED EXPENSES	3,217	-	-	-	-	-		
271-3510-055-52-2321	OPERATING LEASES/RENTAL COPIER	-	130	-	-	-	-		
271-3510-055-52-3101	PROPERTY INSURANCE	12,149	10,926	11,000	19,399	22,000	22,000		
271-3510-055-52-3102	AUTO,TRK,EQ - INSURANCE	42,418	62,112	63,000	68,352	75,000	71,000		
271-3510-055-52-3103	PROF/GEN/LAW LIAB/INSURANCE	28,419	28,553	24,000	29,756	32,000	32,000		
271-3510-055-52-3201	TELEPHONE	23,161	26,653	24,000	16,779	36,000	36,000		
271-3510-055-52-3202-1	CABLE FAULKVIL FIRE STATION	1,361	1,245	1,500	579	1,500	1,500		
271-3510-055-52-3301	ADVERTISING	3,525	4,447	3,500	3,230	5,000	4,000		
271-3510-055-52-3700	Public Fire & Life Safety Eduction	2,490	1,391	-	1,675	-	2,000		
271-3510-055-52-3701	PER DIEM & TRAVEL	2,170	5,838	10,000	2,468	12,500	10,000		
271-3510-055-52-3702	TRAINING SCHOOLS & SEMINARS	8,757	10,574	20,000	5,566	25,000	20,000		
271-3510-055-52-3703	RECRUITMENT & RETENTION BENEFI	19,606	29,626	30,000	13,160	36,000	30,000		
271-3510-055-52-3705	MEMBERSHIP DUES	80	60	125	93	125	125		
271-3510-055-52-3901	MEDICAL	7,822	6,571	6,500	2,937	7,500	7,500		
271-3510-055-52-3915	BACKGROUND CHECKS	303	1,168	600	476	600	600		
271-3520-055-52-3611	FIRE & RESCUE ASSESSMENT	631,000	631,000	-	-	-	-		
271-3520-055-52-3612	GEORGIA FORESTRY COMMISSION FI	22,119	22,119	23,000	-	23,000	22,000		
Total Services		1,074,291	1,111,121	475,225	315,569	617,225	552,725		
271-3510-055-53-1101	OFFICE SUPPLIES	5,899	6,225	7,400	6,106	10,000	7,400		
271-3510-055-53-1102	OPERATING SUPPLIES	22,709	28,496	31,000	20,413	43,000	33,000		
271-3510-055-53-1104	POSTAGE	499	833	400	471	500	500		
271-3510-055-53-1210	UTILITIES	51,104	51,603	59,000	34,322	65,000	65,000		
271-3510-055-53-1270	GAS & DIESEL FUEL	100,386	120,795	110,000	50,124	115,000	110,000		
271-3510-055-53-1701	UNIFORMS	14,584	14,230	32,000	8,710	40,000	38,000		
Total Supplies		195,182	222,182	239,800	120,148	273,500	253,900		
271-3510-055-54-1002	GUYTON AREA STATION	77,675	1,238,467	-	-	-	-		
271-3510-055-54-1004	CLYO FIRE STATION	-	-	-	6,563	150,000	150,000		
271-3510-055-54-1210	CONSTRUCTION	-	119,824	300,000	-	460,000	400,000		
271-3510-055-54-2201	AUTOS & TRUCKS	5,910	8,112	326,512	88	-	-		
271-3510-055-54-2202	FIRE PUMPER/ENGINES (1)	-	15,000	-	-	-	-		
271-3510-055-54-2300	FIRE STATION FURNITURE	-	10,466	15,000	637	-	-		
271-3510-055-54-2500	TURNOUT GEAR	16,307	133,603	100,000	60,602	-	-		
271-3510-055-54-2502	OTHER EQUIPMENT	14,286	16,121	1,794,500	1,333,081	323,500	308,500		
271-3510-055-54-1003	Hodgeville Station	280,234	810,276	-	-	-	-		
271-3510-055-54-9999	LEASED EQUIPMENT	188,836	97,220	-	8,430	65,000	-		
Total Capital		583,247	2,449,089	2,536,012	1,409,402	998,500	858,500		
271-3510-055-58-1200	CAPITAL LEASE PRINCIPAL	16,376	49,576	145,272	44,216	160,000	151,897		
271-3510-055-58-2200	CAPITAL LEASE INTEREST	2,828	11,293	-	-	-	-		
Total Other		19,204	60,869	145,272	44,216	160,000	151,897		
Total Appropriations		5,600,929	8,373,451	9,631,936	4,739,974	8,854,955	8,611,526		

055 - Fire & Rescue - Revenues

						Actuals					
GL Account	GL Name	Actuals	2022	Actuals	2023	Budget	2024	12/31/23	Dept Requested 2025	Proposed	2025
	PROPERTY TAX, TAVT, & PENALTIES	-		-			-	-	-	-	-
	LOCAL OPTION SALES TAX (LOST)	-		-			-	-	-	-	-
	OTHER GENERAL REVENUES	-		-			-	-	-	-	-
	COMBINED REVENUES PRIOR YEAR	(1,259,590)		291,790			(0)	(2,856,442)	-	-	-
271-31-6205	INSURANCE PREMIUM	2,962,940		3,794,804			3,800,000	4,010,459	-	4,010,000	-
271-33-1121	FEMA	(12,224)		-			-	-	-	-	-
271-33-4211	GEMA GRANT	-		7,258			-	-	-	-	-
271-34-2010	FIRE & RESCUE ASSESSMENT	3,074,371		3,535,047			3,300,000	3,441,621	-	3,535,000	-
271-34-2012	FIRE FEES VIA SPRINGFIELD	185,933		721			185,000	-	-	-	-
271-34-2013	FIRE FEES VIA GUYTON	135,665		-			140,000	-	-	-	-
271-34-2210	FIRE & RESCUE - OTHER	302,879		214,478			200,000	46,725	-	200,000	-
271-36-1005	INTEREST ON INVESTMENT	2,206		111,197			30,000	84,162	-	80,000	-
271-37-1100	FIRE DONATIONS	6,850		1,000			-	13,150	-	-	-
271-38-1001	INSURANCE PROCEEDS	13,063		-			-	-	-	-	-
271-38-9005	MISCELLANEOUS REVENUE	-		1,000			-	300	-	-	-
271-38-9015	CASH CARRY FORWARD	-		-			1,650,424	-	-	786,526	-
271-39-1101	OPERATIONS XFER IN (FROM SPEC.	-		318,937			-	-	-	-	-
271-39-3500	PROCEEDS FROM CAPITAL LEASE	188,836		97,220			326,512	-	-	-	-
Total Revenues		5,600,929		8,373,451			9,631,936	4,739,974	-	8,611,526	-
Net Surplus/(Deficit)		-		-			-	-	-	-	-

055 - Fire & Rescue - Personnel

Title	Full Time Equivalent (FTE)
FIRE CHIEF	1
DEPUTY FIRE CHIEF	1
CAPTAIN FIREFIGHTER	6
LIEUTENANT FIREFIGHTER	17
FIREFIGHTER	54
PART TIME FIREFIGHTER	1.26
Total Personnel	80.26

061 - WWTP - Appropriations

GL Account	GL Name	Actuals	2022	Actuals	2023	Budget	2024	Actuals 12/31/23	Dept Requested 2025	Proposed	2025
Total Personnel		-		-				-		-	
506-4320-061-52-1101	CONSULTANT	58,513									
506-4320-061-52-1101-1	EOM CONTRACT	261,870									
506-4320-061-52-1105	EQUIPMENT RENTAL	995									
506-4320-061-52-1115	REPAIRS PLANT EQUIP	94,557			97			(1,715)			
506-4320-061-52-2201	R&M GENERAL	1,436									
506-4320-061-52-2201-1	FIRST SERVICES LABOR	7,531									
506-4320-061-52-3101	PROPERTY INSURANCE-WWTP	11,283									
506-4320-061-52-3102	AUTO,TRK,EQ - INSURANCE	2,675									
506-4320-061-52-3201	TELEPHONE	2,390			315						
505-4320-061-52-1101	CONSULTANT	-			21,180		20,460	10,230	30,000		30,000
505-4320-061-52-1101-1	EOM CONTRACT	-			247,236		330,275	165,138	343,486		343,486
505-4320-061-52-1105	EQUIPMENT RENTAL	-			1,050		5,000		8,000		8,000
505-4320-061-52-1115	REPAIRS PLANT EQUIP	-			74,642		125,000	87,845	135,000		135,000
505-4320-061-52-2201	R&M GENERAL	-			8,594		8,000	22,936	15,000		15,000
505-4320-061-52-2201-1	VEHICLE MAINTENANCE	-			635		2,000	686	2,000		2,000
505-4320-061-52-3101	PROPERTY INSURANCE-WWTP	-			15,261		15,300	23,497	15,300		15,300
505-4320-061-52-3102	AUTO,TRK,EQ - INSURANCE	-			3,289		3,300	3,536	3,300		3,300
505-4320-061-52-3201	TELEPHONE	-			1,690		1,300	1,265	1,300		1,300
Total Services		441,250			373,990		510,635	313,417	553,386		553,386
506-4320-061-53-1102	OPERATING SUPPLIES	140,810									
506-4320-061-53-1210	UTILITIES	94,795			11,246						
506-4320-061-53-1240	DISPOSAL ROLLOFFS-WASTEWATER	68,790									
506-4320-061-53-1270	FUEL	3,590			1,955						
505-4320-061-53-1102	OPERATING SUPPLIES	-			145,554		140,000	102,409	175,000		175,000
505-4320-061-53-1210	UTILITIES	-			86,832		100,000	60,372	150,000		120,000
505-4320-061-53-1240	DISPOSAL ROLLOFFS-WASTEWATER	-			72,811		60,000	41,947	110,000		82,000
505-4320-061-53-1270	FUEL	-			4,038		8,000	8,736	15,000		15,000
Total Supplies		307,984			322,435		308,000	213,464	450,000		392,000
506-4320-061-54-2100	MACHINERY	7,920									
505-4320-061-54-2201	AUTOS TRUCKS	-			430						
505-4320-061-54-2501	OTHER EQUIPMENT	-			2,215		420,000	79,960	249,200		111,000
505-4320-061-54-9999	LEASED EQUIPMENT	-					55,060				
Total Capital		7,920			2,645		475,060	79,960	249,200		111,000
506-4320-061-58-2000	2017 IDA BOND INTEREST	260,549			(19,562)						
506-4320-061-58-9990	DEPRECIATION EXPENSE	446,847			448,808						
505-4320-061-58-1200	CAPITAL LEASE PRINCIPAL	-					12,134	8,441	12,134		16,864
505-4320-061-58-2000	2017 IDA BOND INTEREST	-			265,245		792,981	(18,356)	793,076		793,076
505-4320-061-58-2300	INTEREST PRINCIPAL	-			1,384						
Total Other		707,396			695,874		805,115	(9,915)	805,210		809,940
Total Appropriations		1,464,551			1,394,944		2,098,810	596,926	2,057,796		1,866,326

061 - WWTP - Revenues

GL Account	GL Name	Actuals	2022	Actuals	2023	Budget	2024	Actuals 12/31/23	Dept Requested 2025	Proposed	2025
	PROPERTY TAX, TAVT, & PENALTIES	-									
	LOCAL OPTION SALES TAX (LOST)	-									
	COMBINED REVENUES PRIOR YEAR	(48,055)			90,087		943,750	(682,167)			
	SHARED WATER SYSTEM REVENUES	-									672,394
506-34-4212	COST RECOVERY FEE	1,398,141									
506-34-4256	SEPTIC HAULS	69,663			(3,875)						
506-36-1005	INTEREST ON INVESTMENT	262			232			75			
506-38-9001	WWT REUSE METER SALES	35,625									
506-38-9005	MISCELLANEOUS REVENUE	515									
506-39-1103	OPERATING XFER IN (FROM SPECIA	8,400			135,296						
505-34-4212-3	WWTP COST RECOVERY FEE	-			994,051		1,000,000	1,121,588			1,013,932
505-34-4256-1	WWTP SEPTIC HAULS	-			48,050		60,000	33,476			50,000
505-38-9001	WWTP REUSE METER SALES	-			130,370		40,000	123,605			130,000
505-38-9005-1	WWTP MISC REVENUE	-			734			349			
505-39-3500	PROCEEDS FROM CAPITAL LEASE	-					55,060				
Total Revenues		1,464,551			1,394,944		2,098,810	596,926			1,866,326
Net Surplus/(Deficit)		-			-		-	-			(0)

061 - WWTP - Personnel

GL Account	GL Name	Actuals	2022	Actuals	2023	Budget	2024	Actuals 12/31/23	Dept Requested 2025	Proposed	2025
page 79											
Title											
no personnel											0
Total Personnel											0

065 - SPLOST Technology - Appropriations

GL Account	GL Name	Actuals	2022	Actuals	2023	Budget	2024	Actuals				
								12/31/23	Dept Requested 2025	Proposed	2025	
		-		-			-	-		-		-
Total Personnel												
		-		-			-	-		-		-
Total Services												
		-		-			-	-		-		-
Total Supplies												
321-1535-065-54-2410	SERVERS AND INHOUSE											
321-3400-065-54-2410	PRISON SECURITY CAMERAS											
Total Capital												
		-		-			-	-		-		-
Total Other												
		-		-			-	-		-		-
Total Appropriations												
		-		-			-	-		-		-

065 - SPLOST Technology - Revenues

GL Account	GL Name	Actuals	2022	Actuals	2023	Budget	2024	Actuals				
								12/31/23	Dept Requested 2025	Proposed	2025	
	PROPERTY TAX, TAVT, & PENALTIES			-		-		-		-		-
	LOCAL OPTION SALES TAX (LOST)			-		-		-		-		-
	OTHER GENERAL REVENUES			-		-		-		-		-
	COMBINED REVENUES PRIOR YEAR			-		-		-		-		-
	SPLOST FUND REVENUES			-		-		-		-		-
Total Revenues												
		-		-		-		-		-		-
Net Surplus/(Deficit)												
		-		-		-		-		-		-

065 - SPLOST Technology - Personnel

	Title	Full Time Equivalent (FTE)
	<i>no personnel</i>	0
Total Personnel		0

099 - SPLOST Cities - Appropriations

		Actuals									
GL Account	GL Name	Actuals	2022	Actuals	2023	Budget	2024	12/31/23	Dept Requested 2025	Proposed	2025
		-		-			-	-		-	
Total Personnel											
		-		-			-	-		-	
Total Services											
		-		-			-	-		-	
Total Supplies											
		-		-			-	-		-	
Total Capital											
		-		-			-	-		-	
321-9000-099-57-1001	SPLOST PAYMENTS TO CITIES	3,759,974					-	-		-	
321-9000-099-57-1002	RINCON - FT HOWARD MILLAGE PMTS	5,727					5,000	-		-	
Total Other		3,765,700					5,000	-		-	
Total Appropriations		3,765,700					5,000	-		-	

099 - SPLOST Cities - Revenues

		Actuals									
GL Account	GL Name	Actuals	2022	Actuals	2023	Budget	2024	12/31/23	Dept Requested 2025	Proposed	2025
	PROPERTY TAX, TAVT, & PENALTIES			-			-	-		-	
	LOCAL OPTION SALES TAX (LOST)			-			-	-		-	
	OTHER GENERAL REVENUES			-			-	-		-	
	COMBINED REVENUES PRIOR YEAR	3,765,700					5,000	-		-	
	SPLOST FUND REVENUES			-			-	-		-	
Total Revenues		3,765,700					5,000	-		-	
Net Surplus/(Deficit)				-			-	-		-	

099 - SPLOST Cities - Personnel

	Title	Full Time Equivalent (FTE)
	<i>no personnel</i>	0
Total Personnel		0

100 - SPLOST Water & Sewer - Appropriations

GL Account	GL Name	Actuals	2022	Actuals	2023	Budget	2024	Actuals		Proposed	2025
								12/31/23	Dept Requested 2025		
		-		-		-		-		-	-
Total Personnel		-		-		-		-		-	-
Total Services		-		-		-		-		-	-
Total Supplies		-		-		-		-		-	-
321-4420-100-54-1406	WATER LINES	659,003		-		-		-		-	-
321-4420-100-54-1407	SEWER LINES	-		1,038		-		-		-	-
321-4420-100-54-1411	HODGEVILLE LIFT STATION	-		-		1,000,000		319,871		500,000	500,000
321-4420-100-54-1410	SPIP WATER MAIN EXTENSION	22,000		5,338		222,000		-		-	-
321-4420-100-54-2501	LIFT STATION PUMPS	-		-		150,000		-		175,000	175,000
321-4420-100-54-2502	MOBILE BYPASS PUMP	-		-		125,000		-		-	-
321-4420-100-54-2503	MOBILE GENERATOR	-		-		200,000		-		-	-
Total Capital		681,003		6,375		1,697,000		319,871		675,000	675,000
		-		-		-		-		-	-
Total Other		-		-		-		-		-	-
Total Appropriations		681,003		6,375		1,697,000		319,871		675,000	675,000

100 - SPLOST Water & Sewer - Revenues

GL Account	GL Name	Actuals	2022	Actuals	2023	Budget	2024	Actuals		Proposed	2025
								12/31/23	Dept Requested 2025		
	PROPERTY TAX, TAVT, & PENALTIES	-		-		-		-		-	-
	LOCAL OPTION SALES TAX (LOST)	-		-		-		-		-	-
	OTHER GENERAL REVENUES	-		-		-		-		-	-
	COMBINED REVENUES PRIOR YEAR	681,003		6,375		1,697,000		319,871		-	-
	SPLOST FUND REVENUES	-		-		-		-		-	675,000
Total Revenues		681,003		6,375		1,697,000		319,871		-	675,000
Net Surplus/(Deficit)		-		-		-		-		-	-

100 - SPLOST Water & Sewer - Personnel

	Title	Full Time Equivalent (FTE)
	<i>no personnel</i>	0
Total Personnel		0

105 - Water & Sewer Operating - Appropriations

GL Account	GL Name	Actuals	2022	Actuals	2023	Budget	2024	Actuals				
								12/31/23	Dept Requested 2025	Proposed	2025	
Total Personnel		-	-	-	-	-	-	-	-	-	-	-
505-4441-105-52-1101-1	EOM CONTRACT	377,600		411,396		554,625		277,313		576,810		576,810
505-4441-105-52-1105	EQUIPMENT RENTAL	104,176		276,207		75,000		86,281		75,000		75,000
505-4441-105-52-1209	ENGINEER	28,068		14,337		18,000		7,411		18,000		18,000
505-4441-105-52-1316	WATER TIER 1	700,363		716,595		710,000		326,770		710,000		710,000
505-4441-105-52-1317	ECP WATER	1,179,186		1,070,428		1,200,000		539,064		1,200,000		1,000,000
505-4441-105-52-1318	WATER FLUSHING	86,404		58,231		70,000		43,269		70,000		70,000
505-4441-105-52-1321	COLLECTION FEES	25		-		-		-		-		-
505-4441-105-52-1323	WATER TESTING	11,230		11,254		13,000		6,176		13,000		13,000
505-4441-105-52-2201-1	FIRST SERVICES LABOR	11,495		23,109		18,000		27,126		18,000		18,000
505-4441-105-52-2203	R & M - EQUIPMENT	159,298		266,646		160,000		72,254		175,000		175,000
505-4441-105-52-2207	MAINT - SEWERLINES	300		-		-		15,920		-		-
505-4441-105-52-2208	COMPUTER MAINT. AGREEMENTS	2,042		1,483		2,000		950		2,000		2,000
505-4441-105-52-2321	OPERATING LEASES/RENTAL COPIER	181		91		-		-		-		-
505-4441-105-52-3101	PROPERTY INSURANCE-WATER & SEW	5,122		6,929		7,000		10,564		7,000		7,000
505-4441-105-52-3102	AUTO,TRK,EQ - INSURANCE	-		-		-		1,179		10,600		10,600
505-4441-105-52-3201	TELEPHONE	4,807		5,571		5,000		2,885		5,000		5,000
505-4410-105-52-3916	BANK CHARGES	-		-		-		-		-		-
Total Services		2,670,299		2,862,278		2,832,625		1,417,162		2,880,410		2,680,410
505-4441-105-53-1102	OPERATING SUPPLIES	161,508		265,359		165,000		141,491		180,000		180,000
505-4441-105-53-1102-3	OPERATING LINE MAINT	36,522		72,778		40,000		1,140		60,000		60,000
505-4441-105-53-1102-5	OPERATING WATER METERS	5,722		366,271		300,000		73,605		300,000		300,000
505-4441-105-53-1102-6	OPERATING COMM METERS	25,040		14,690		50,000		-		50,000		50,000
505-4441-105-53-1104	POSTAGE	12,414		11,245		13,000		7,475		13,000		13,000
505-4441-105-53-1210	UTILITIES	124,777		129,976		125,000		70,035		130,000		130,000
Total Supplies		365,982		860,320		693,000		293,746		733,000		733,000
505-4441-105-54-1406	WATER LINES	-		-		4,000,000		2,433,242		70,000		70,000
505-4441-105-54-1406-20	ATLAS RESERVOIR	-		-		-		(9,599)		-		-
505-4441-105-54-1406-21	MANHOLE REHABILITATION	-		-		125,000		275,000		-		-
505-4441-105-54-1406-22	ARPA SEWER FORCE MAIN HODGEVIL	-		-		-		5,198		-		-
505-4441-105-54-1407	SEWER LINES	-		-		-		-		250,000		250,000
505-4441-105-54-1407-3	GOSHEN PART B	-		-		-		-		-		-
505-4441-105-54-2502	OTHER EQUIPMENT	13,557		33		432,000		50,909		155,000		155,000
505-4441-105-54-3000	MASTER PLAN	-		-		-		-		-		-
Total Capital		13,557		33		4,557,000		2,754,750		475,000		475,000
505-4441-105-58-2000	2017 IDA BOND INTEREST	400,905		378,029		1,220,151		(28,244)		1,220,298		1,220,298
505-4441-105-58-9990	DEPRECIATION EXPENSE	617,781		623,994		-		-		-		-
Total Other		1,018,686		1,002,023		1,220,151		(28,244)		1,220,298		1,220,298
Total Appropriations		4,068,524		4,724,654		9,302,776		4,437,414		5,308,708		5,108,708

105 - Water & Sewer Operating - Revenues

						Actuals					
GL Account	GL Name	Actuals	2022	Actuals	2023	Budget	2024	12/31/23	Dept Requested 2025	Proposed	2025
	PROPERTY TAX, TAVT, & PENALTIES	-		-			-	-	-	-	-
	LOCAL OPTION SALES TAX (LOST)	-		-			-	-	-	-	-
	OTHER GENERAL REVENUES	-		-			-	-	-	-	-
	COMBINED REVENUES PRIOR YEAR	(1,880,692)		(1,218,094)			(943,750)	1,249,939	-	-	-
	SHARED WATER SYSTEM REVENUES	-		-			-	-	-	-	(672,394)
505-33-2301	STATE FISCAL RECOVERY FUND	-		-			4,200,000	-	-	-	-
505-33-4215	FEMA	(17,759)		-			-	-	-	-	-
505-34-4212	COST RECOVERY FEES	1,006,354		630,431			700,000	621,525	-	-	548,475
505-34-4213	METER SALES	210,829		199,989			240,000	172,020	-	-	220,000
505-34-4215	WATER BILLING	1,348,400		1,475,137			1,400,000	808,945	-	-	1,600,000
505-34-4215-1	ALLOWANCE FOR DOUBTFUL REVENUE	952		-			(5,000)	-	-	-	(5,000)
505-34-4218	ECP REVENUE	1,179,186		1,071,723			1,000,000	507,604	-	-	1,000,000
505-34-4219	PENALTIES - WATER	76,868		97,108			75,000	49,383	-	-	100,000
505-34-4255	SEWER BILLING	1,149,243		1,285,600			1,200,000	693,586	-	-	1,400,000
505-34-4256	REUSE METERS	533,964		333,567			350,000	236,971	-	-	320,000
505-34-4259	PENALTIES-SEWER	70,723		84,284			70,000	43,850	-	-	84,000
505-34-4258	PENALTIES-REUSE	2,384		4,599			1,000	3,123	-	-	5,000
505-36-1005	INTEREST ON INVESTMENT	90		368			1,000	11,862	-	-	10,000
505-38-9005	MISCELLANEOUS REVENUE	37,050		39,800			32,000	20,700	-	-	40,000
505-38-9016	CASH CARRY-FORWARD	-		-			-	-	-	-	-
505-38-9020	CAPITAL COST RECOVERY FEES - R	14,826		8,621			-	17,906	-	-	15,000
505-39-1107	OPERATING XFER IN SPECIAL TAX	336,107		711,523			982,526	-	-	-	443,628
Total Revenues		4,068,524		4,724,654			9,302,776	4,437,414	-	-	5,108,708
Net Surplus/(Deficit)		-		-			-	-	-	-	0

105 - Water & Sewer Operating - Personnel

Title	Full Time Equivalent (FTE)
<i>no personnel</i>	0
Total Personnel	0

106 - Water Projects - Appropriations

		Actuals		Budget		Actuals		Dept Requested 2025		Proposed	
GL Account	GL Name	Actuals	2022	Actuals	2023	Budget	2024	12/31/23	Dept Requested 2025	Proposed	2025
		-		-			-	-		-	
Total Personnel		-		-			-	-		-	
507-4441-106-52-1202	ATTORNEY & PROFESSIONAL SERVICES	-		-			-	-		-	
Total Services		-		-			-	-		-	
		-		-			-	-		-	
Total Supplies		-		-			-	-		-	
507-4441-106-54-1408-1	STATION UPGRADES & REPAIRS	-		-		2,400,000		673,550		-	
507-4441-106-54-1411-2	LOOPING & EXT. ENGINEERING	-		-				8,085		-	
Total Capital		-		-		2,400,000		681,635		-	
507-4441-106-56-1000	DEPRECIATION EXPENSE	47,415		81,198		48,000		-		-	
Total Other		47,415		81,198		48,000		-		-	
Total Appropriations		47,415		81,198		2,448,000		681,635		-	

106 - Water Projects - Revenues

GL Account	GL Name	Actuals	2022	Actuals	2023	Budget	2024	12/31/23	Dept Requested 2025	Proposed	2025
	PROPERTY TAX, TAVT, & PENALTIES	-		-			-	-		-	
	LOCAL OPTION SALES TAX (LOST)	-		-			-	-		-	
	OTHER GENERAL REVENUES	-		-			-	-		-	
	COMBINED REVENUES PRIOR YEAR	40,237		9,652			-	677,266		-	
507-36-1005	INTEREST ON INVESTMENT	7,178		71,546			10,000	4,369		-	
507-38-9015	CASH CARRY FORWARD	-		-			2,438,000	-		-	
Total Revenues		47,415		81,198			2,448,000	681,635		-	
Net Surplus/(Deficit)		-		-			-	-		-	

106 - Water Projects - Personnel

	Title	Full Time Equivalent (FTE)
	<i>no personnel</i>	0
Total Personnel		0

153 - DATE - Appropriations

GL Account	GL Name	Actuals	2022	Actuals	2023	Budget	2024	Actuals 12/31/23	Dept Requested 2025	Proposed	2025
		-		-			-	-		-	
Total Personnel											
204-3451-153-52-1101	CONSULTANT				100		10,400		10,400		10,400
204-3451-153-52-1102	SUPERIOR COURT REV PROGRAM	358			300		2,500		2,500		2,500
204-3451-153-52-2321	ANKLE MONITORING										
204-3451-153-52-3301	ADVERTISEMENT	4,126			3,804		5,000		5,000		5,000
Total Services		4,484			4,204		17,900		17,900		17,900
204-3451-153-53-1102	OPERATING SUPPLIES	5,880			5,028			2,000			
Total Supplies		5,880			5,028			2,000			
Total Capital											
Total Other											
Total Appropriations			10,364		9,232		17,900	2,000	17,900		17,900

153 - DATE - Revenues

GL Account	GL Name	Actuals	2022	Actuals	2023	Budget	2024	Actuals 12/31/23	Dept Requested 2025	Proposed	2025
	PROPERTY TAX, TAVT, & PENALTIES										
	LOCAL OPTION SALES TAX (LOST)										
	OTHER GENERAL REVENUES										
	COMBINED REVENUES PRIOR YEAR			(21,225)	(21,689)			(19,954)			
204-35-1205	DRUG ABUSE & TREATMENT EDUCATI	31,580			30,909		30,000	21,947			35,000
204-36-1005	INTEREST ON INVESTMENT	9			12			7			
204-38-9015	CASH CARRY-FORWARD						(12,100)				(17,100)
Total Revenues			10,364		9,232		17,900	2,000			17,900
Net Surplus/(Deficit)											

153 - DATE - Personnel

Title	Full Time Equivalent (FTE)
<i>no personnel</i>	0
Total Personnel	0

219 - Sheriff Special Revenue - Appropriations

GL Account	GL Name	Actuals	2022	Actuals	2023	Budget	2024	12/31/23	Dept Requested 2025	Proposed	2025
Total Personnel											
		-		-		-		-		-	-
219-3326-017-52-3900-1	PUBLIC SAFETY IR	503,144		627,325		510,000		-		510,000	510,000
Total Services		503,144		627,325		510,000		-		510,000	510,000
Total Supplies		-		-		-		-		-	-
219-3326-017-54-2500	OTHER EQUIPMENT	-		354,379		-		-		-	-
Total Capital		-		354,379		-		-		-	-
Total Other		-		-		-		-		-	-
Total Appropriations		503,144		981,705		510,000		-		510,000	510,000

219 - Sheriff Special Revenue - Revenues

GL Account	GL Name	Actuals	2022	Actuals	2023	Budget	2024	12/31/23	Dept Requested 2025	Proposed	2025
	PROPERTY TAX, TAVT, & PENALTIES	-		-		-		-		-	-
	LOCAL OPTION SALES TAX (LOST)	-		-		-		-		-	-
	OTHER GENERAL REVENUES	-		-		-		-		-	-
	COMBINED REVENUES PRIOR YEAR	(423,660)		(79,723)		-		-		-	-
219-34-2300-1	CHARGES FOR SERVICES IR	563,986		669,274		560,000		-		-	700,000
219-35-1360	PROCEEDS SEIZED ASSETS	6,026		9,072		-		-		-	-
219-35-9999	SCHOOL ZONE FINES	356,793		383,082		200,000		-		-	400,000
219-38-9015	CASH CARRY FORWARD	-		-		(250,000)		-		-	(590,000)
Total Revenues		503,144		981,705		510,000		-		-	510,000
Net Surplus/(Deficit)		-		-		-		-		-	-

219 - Sheriff Special Revenue - Personnel

Title	Full Time Equivalent (FTE)
<i>no personnel</i>	0
Total Personnel	0

223 - Dry Waste & Recycling Center - Appropriations

GL Account	GL Name	Actuals	2022	Actuals	2023	Budget	2024	12/31/23	Dept Requested 2025	Proposed	2025
		-		-		-		-		-	
Total Personnel		-		-		-		-		-	
545-4310-223-52-1314	SOLID WASTE COLL.-LANDFILL	46,138		40,613		50,000		28,929		50,000	
Total Services		46,138		40,613		50,000		28,929		50,000	
545-4310-223-53-1210	UTILITIES	9,217		10,434		9,000		5,780		9,000	
Total Supplies		9,217		10,434		9,000		5,780		9,000	
		-		-		-		-		-	
Total Capital		-		-		-		-		-	
545-4310-223-56-1000	DEPRECIATION EXPENSE	9,602		9,602		10,000		-		10,000	
Total Other		9,602		9,602		10,000		-		10,000	
Total Appropriations		64,957		60,648		69,000		34,709		69,000	

223 - Dry Waste & Recycling Center - Revenues

GL Account	GL Name	Actuals	2022	Actuals	2023	Budget	2024	12/31/23	Dept Requested 2025	Proposed	2025
	PROPERTY TAX, TAVT, & PENALTIES	-		-		-		-		-	
	LOCAL OPTION SALES TAX (LOST)	-		-		-		-		-	
	OTHER GENERAL REVENUES	-		-		-		-		-	
	COMBINED REVENUES PRIOR YEAR	(1,479)		(8,217)		-		34,196		-	
545-34-4115	LANDFILL OTHER	944		1,174		1,000		509		-	1,000
545-36-1005	INTEREST ON INVESTMENT	3		4		-		3		-	-
545-39-1105	OPERATING XFER IN (FROM GF)	65,490		67,687		68,000		-		-	69,500
Total Revenues		64,957		60,648		69,000		34,709		-	70,500
Net Surplus/(Deficit)		-		-		-		-		-	-

223 - Dry Waste & Recycling Center - Personnel

	Title	Full Time Equivalent (FTE)
	<i>no personnel</i>	0
Total Personnel		0

230 - Juvenile Services - Appropriations

GL Account	GL Name	Actuals	2022	Actuals	2023	Budget	2024	Actuals		Proposed	2025
								12/31/23	Dept Requested 2025		
		-		-		-		-		-	
Total Personnel		-		-		-		-		-	
230-3460-230-52-3900	JUVENILE EXPENSES	-		-		-	2,500	-		2,500	2,500
Total Services		-		-		-	2,500	-		2,500	2,500
		-		-		-		-		-	
Total Supplies		-		-		-		-		-	
		-		-		-		-		-	
Total Capital		-		-		-		-		-	
		-		-		-		-		-	
Total Other		-		-		-		-		-	
Total Appropriations		-		-		-	2,500	-		2,500	2,500

230 - Juvenile Services - Revenues

GL Account	GL Name	Actuals	2022	Actuals	2023	Budget	2024	Actuals		Proposed	2025
								12/31/23	Dept Requested 2025		
	PROPERTY TAX, TAVT, & PENALTIES	-		-		-		-		-	
	LOCAL OPTION SALES TAX (LOST)	-		-		-		-		-	
	OTHER GENERAL REVENUES	-		-		-		-		-	
	COMBINED REVENUES PRIOR YEAR	(2,807)		(3,877)		-		(1,884)		-	
230-35-1161	JUVENILE SERVICES FUND FINES	2,803		3,834		2,500		1,000		-	2,500
230-36-1005	INTEREST ON INVESTMENT	5		42		-		884		-	
Total Revenues		0		(0)		2,500		-		-	2,500
Net Surplus/(Deficit)		0		(0)		-		-		-	

230 - Juvenile Services - Personnel

	Title	Full Time Equivalent (FTE)
	<i>no personnel</i>	0
Total Personnel		0

231 - American Rescue Plan Act - Appropriations

GL Account	GL Name	Actuals	2022 Actuals	2023 Actuals	2023 Budget	2024	Actuals 12/31/23	Dept Requested 2025	Proposed	2025
		-		-		-	-			-
Total Personnel										
		-		-		-	-			-
Total Services										
		-		-		-	-			-
Total Supplies										
231-4320-231-54-2100	WWTP RAS PUMP & MOTOR			25,000		-	-			-
231-4320-231-54-2102	WWTP BELT PRESS UPGRADE			24,272		-	-			-
231-4441-231-54-1400	WATER LOOPING EXTENSION			-		4,300,000	3,367,233			-
231-4441-231-54-1402	SANITARY SEWER FORCE MAIN ENGINEERII			17,588		-	-			-
231-4441-231-54-1403	SANITARY SEWER FORCE MAIN CONSTRUCT			-		6,834,000	9,297	6,800,000		6,800,000
231-4441-231-54-1404	INFLOW & INFILTRAION (I&I) REPAIRS			14,706		-	-			-
Total Capital				81,565		11,134,000	3,376,530	6,800,000		6,800,000
231-4400-231-61-1001	OPERATING XFER OUT (WATER & SE	347,360		-		-	-			-
231-4400-231-61-1002	OPERATING XFER OUT (WWTP)	7,920		-		-	-			-
231-4400-231-61-1003	OPERATING XFER OUT (SPLOST)	659,003		-		-	-			-
231-4400-231-61-1004	OPERATING XFER OUT (GENERAL FU	59,250		-		-	-			-
231-4400-231-61-1005	OPERATING XFER OUT (FIRE)	40,460		-		-	-			-
Total Other		1,113,994		-		-	-			-
Total Appropriations		1,113,994		81,565		11,134,000	3,376,530	6,800,000		6,800,000

231 - American Rescue Plan Act - Revenues

GL Account	GL Name	Actuals	2022 Actuals	2023 Actuals	2023 Budget	2024	Actuals 12/31/23	Dept Requested 2025	Proposed	2025
	PROPERTY TAX, TAVT, & PENALTIES			-		-	-			-
	LOCAL OPTION SALES TAX (LOST)			-		-	-			-
	OTHER GENERAL REVENUES			-		-	-			-
	COMBINED REVENUES PRIOR YEAR			-		0	3,376,530			-
231-33-2100	AMERICAN RESCUE PLAN ACT (ARPA)	1,113,994		81,565		11,134,000	-			6,800,000
Total Revenues		1,113,994		81,565		11,134,000	3,376,530			6,800,000
Net Surplus/(Deficit)				-		-	-			-

231 - American Rescue Plan Act - Personnel

Title	Full Time Equivalent (FTE)
<i>no personnel</i>	0
Total Personnel	0

236 - State Drug Account - Appropriations

GL Account	GL Name	Actuals	2022	Actuals	2023	Budget	2024	12/31/23	Dept Requested 2025	Proposed	2025
		-		-			-	-		-	
Total Personnel											
		-		-			-	-		-	
Total Services											
211-3306-236-53-1102	OPERATING SUPPLIES						50,000	-	50,000		50,000
211-3306-236-53-1702	GENERAL - STATE CONDEMNNA	6,023		9,072			-	-	-		-
Total Supplies		6,023		9,072			50,000	-	50,000		50,000
		-		-			-	-		-	
Total Capital											
		-		-			-	-		-	
Total Other											
		-		-			-	-		-	
Total Appropriations		6,023		9,072			50,000	-	50,000		50,000

236 - State Drug Account - Revenues

GL Account	GL Name	Actuals	2022	Actuals	2023	Budget	2024	Actuals 12/31/23	Dept Requested 2025	Proposed	2025
	PROPERTY TAX, TAVT, & PENALTIES			-	-		-	-	-		-
	LOCAL OPTION SALES TAX (LOST)			-	-		-	-	-		-
	OTHER GENERAL REVENUES			-	-		-	-	-		-
	COMBINED REVENUES PRIOR YEAR			(11)	(3,118)		-	(153)	-		-
211-35-2202	STATE CONDEMNATION FUNDS	6,033		12,182			50,000	-	-		50,000
211-36-1005	INTEREST ON INVESTMENT	1		7			-	153	-		-
Total Revenues		6,023		9,072			50,000	-	-		50,000
Net Surplus/(Deficit)				-			-	-			-

236 - State Drug Account - Personnel

Title	Full Time Equivalent (FTE)
<i>no personnel</i>	0
Total Personnel	0

240 - Jail Construction & Staffing - Appropriations

GL Account	GL Name	Actuals	2022	Actuals	2023	Budget	2024	Actuals 12/31/23	Dept Requested 2025	Proposed	2025
		-		-			-	-		-	-
Total Personnel											
		-		-			-	-		-	-
Total Services											
240-1565-014-53-1102	OPERATING SUPPLIES						70,000	-	70,000		70,000
Total Supplies							70,000	-	70,000		70,000
		-		-			-	-		-	-
Total Capital											
240-1565-014-61-1001	OPERATING XFER OUT (DEBT SERVI						-	-	-		-
Total Other											
Total Appropriations							70,000	-	70,000		70,000

240 - Jail Construction & Staffing - Revenues

GL Account	GL Name	Actuals	2022	Actuals	2023	Budget	2024	Actuals 12/31/23	Dept Requested 2025	Proposed	2025
	PROPERTY TAX, TAVT, & PENALTIES			-			-	-		-	-
	LOCAL OPTION SALES TAX (LOST)			-			-	-		-	-
	OTHER GENERAL REVENUES			-			-	-		-	-
	COMBINED REVENUES PRIOR YEAR		(83,052)		(100,087)		-	(42,710)		-	-
240-35-1210	JAIL BLDG FUND & INTEREST		83,025		100,052		70,000	42,688		-	70,000
240-36-1005	INTEREST ON INVESTMENT		27		35		-	22		-	-
Total Revenues			0		0		70,000	(0)		-	70,000
Net Surplus/(Deficit)			0		0		-	(0)		-	-

240 - Jail Construction & Staffing - Personnel

Title	Full Time Equivalent (FTE)
<i>no personnel</i>	0
Total Personnel	0

245 - Prison Commissary - Appropriations

GL Account	GL Name	Actuals	2022	Actuals	2023	Budget	2024	Actuals			
								12/31/23	Dept Requested 2025	Proposed	2025
		-		-			-	-			-
Total Personnel											
245-3420-245-52-3901	COST OF GOODS SOLD	229,708		221,717			240,000	-	240,000		240,000
Total Services		229,708		221,717			240,000	-	240,000		240,000
		-		-			-	-			-
Total Supplies											
		-		-			-	-			-
Total Capital											
		-		-			-	-			-
Total Other											
		-		-			-	-			-
Total Appropriations		229,708		221,717			240,000	-	240,000		240,000

245 - Prison Commissary - Revenues

GL Account	GL Name	Actuals	2022	Actuals	2023	Budget	2024	Actuals			
								12/31/23	Dept Requested 2025	Proposed	2025
	PROPERTY TAX, TAVT, & PENALTIES	-		-			-	-			-
	LOCAL OPTION SALES TAX (LOST)	-		-			-	-			-
	OTHER GENERAL REVENUES	-		-			-	-			-
	COMBINED REVENUES PRIOR YEAR	-		-			-	-			-
245-34-2301	COMMISSARY SALES	229,708		221,717			240,000	-	-		240,000
Total Revenues		229,708		221,717			240,000	-	-		240,000
Net Surplus/(Deficit)		-		-			-	-			-

245 - Prison Commissary - Personnel

Title	Full Time Equivalent (FTE)
<i>no personnel</i>	0
Total Personnel	0

272 - Development Services - Appropriations

GL Account	GL Name	Actuals	2022	Actuals	2023	Budget	2024	Actuals		Proposed	2025
								12/31/23	Dept Requested 2025		
272-7401-024-51-1100-1	SALARIES	644,827		680,739		824,230		436,464		903,291	857,165
272-7401-024-51-1101-1	RAISES	-		-		65,938		-		51,859	51,056
272-7401-024-51-1300-1	OVERTIME	4,881		6,220		-		3,935		-	-
272-7401-024-51-2101-1	MEDICAL/LIFE INSURANCE	5,500		5,126		5,199		3,294		5,199	4,874
272-7401-024-51-2102-1	HEALTH INSURANCE	138,448		127,778		281,186		81,165		224,844	206,615
272-7401-024-51-2200-1	PAYROLL TAXES	47,413		51,290		68,098		33,170		73,069	69,479
272-7401-024-51-2401-1	RETIREMENT	29,871		34,792		53,021		20,744		67,859	63,104
272-7401-024-51-2600-1	UNEMPLOYMENT	895		936		958		90		1,003	1,003
272-7401-024-51-2700-1	WORKMEN'S COMPENSATION	7,180		7,990		8,426		4,840		4,555	3,808
Total Personnel		879,013		914,871		1,307,057		583,702		1,331,680	1,257,104
272-7401-024-52-1101	CONSULTANT	151,143		113,099		20,000		15,433		20,000	20,000
272-7401-024-52-1209	ENGINEERING SERVICES	234,712		418,653		300,000		177,818		300,000	200,000
272-7401-024-52-1306	PEST CONTROL	-		-		-		-		-	-
272-7401-024-52-2201-1	R&M FIRST SERV VECH MAINT	16,535		9,229		4,500		5,759		4,500	4,500
272-7401-024-52-2202	R&M - GENERAL(BUILDING)	385		-		-		-		-	-
272-7401-024-52-2208	COMPUTER MAINT. AGRMNTS	-		46,453		122,000		124,739		122,000	150,800
272-7401-024-52-2321	OPERATING LEASES/RENTAL COPIER	480		498		-		-		-	-
272-7401-024-52-3101	PROPERTY INSURANCE	272		365		400		558		400	400
272-7401-024-52-3102-1	AUTO, TRK, EQ - INSURANCE	5,251		7,529		7,600		11,786		7,600	7,600
272-7401-024-52-3103-1	PROF/GEN/LAW LIABINSURAN	4,350		3,873		4,000		5,081		4,000	4,000
272-7401-024-52-3201	TELEPHONE	7,860		8,000		8,500		6,685		8,500	14,000
272-7401-024-52-3301-1	ADVERTISEMENT	7,255		7,870		5,400		2,090		5,400	10,000
272-7401-024-52-3701	PER DIEM & TRAVEL	2,755		3,520		4,400		2,848		4,400	4,400
272-7401-024-52-3702	TRAINING SCHOOLS & SEMINA	10,044		26,277		9,100		17,066		9,100	9,100
272-7401-024-52-3705	MEMBERSHIP DUES	1,247		2,549		3,000		1,286		3,000	3,000
Total Services		442,289		647,915		488,900		371,149		488,900	427,800
272-7401-024-53-1101	OFFICE SUPPLIES	9,509		12,085		11,200		2,864		11,200	11,200
272-7401-024-53-1102	OPERATING SUPPLIES	7,904		4,037		14,600		24,111		14,600	14,600
272-7401-024-53-1104	POSTAGE	1,483		1,876		2,500		1,140		2,500	2,500
272-7401-024-53-1210-1	UTILITIES	135		-		-		-		-	-
272-7401-024-53-1270	GAS & DIESEL FUEL	20,589		12,849		17,000		9,648		17,000	17,000
272-7401-024-53-1301-2	GROCERIES	253		-		-		-		-	-
272-7401-024-53-1402	PRINTING & PUBLICATIONS	182		-		900		-		900	900
272-7401-024-53-1701-1	UNIFORMS	1,607		723		3,000		2,914		3,000	3,000
Total Supplies		41,662		31,570		49,200		40,676		49,200	49,200
272-7401-024-54-2201	AUTOS & TRUCKS	2,557		(1,383)		-		5		-	-
272-7401-024-54-9999	LEASED EQUIPMENT	70,195		190,354		-		-		-	-
Total Capital		72,752		188,970		-		5		-	-
272-7401-024-58-1200	CAPITAL LEASE PRINCIPAL	8,685		36,652		52,832		24,224		52,832	107,337
272-7401-024-58-2200	CAPITAL LEASE INTEREST	810		7,295		-		-		-	-
Total Other		9,495		43,947		52,832		24,224		52,832	107,337
Total Appropriations		1,445,211		1,827,273		1,897,989		1,019,756		1,922,612	1,841,441

272 - Development Services - Revenues

GL Account	GL Name	Actuals	2022	Actuals	2023	Budget	2024	Actuals			
								12/31/23	Dept Requested 2025	Proposed	2025
	PROPERTY TAX, TAVT, & PENALTIES	-		-		-	-	-	-	-	-
	LOCAL OPTION SALES TAX (LOST)	-		-		-	-	-	-	-	-
	OTHER GENERAL REVENUES	-		-		-	-	-	-	-	-
	COMBINED REVENUES PRIOR YEAR	(821,201)		(167,602)		0		595,288	-	-	-
272-32-3100	BUILDING PERMITS	1,883,274		1,550,287		1,800,000		320,415	-	-	720,000
272-32-3121	REZONING FEES	23,800		24,400		20,000		6,200	-	-	13,200
272-32-3122	SUBDIVISION FEES	155,844		95,946		90,000		48,858	-	-	92,000
272-32-3140	INSPECTION & ELECTRICAL FEES	82,705		69,846		70,000		40,150	-	-	54,000
272-32-3190	CULVERT INSPECTIONS	9,859		6,312		10,000		2,490	-	-	-
272-33-4215	FEMA	(3,352)		-		-		-	-	-	-
272-34-1300	LAND DISTRIBUTING ACTIVITY	43,851		56,943		50,000		6,220	-	-	10,000
272-36-1005	INTEREST ON INVESTMENT	176		288		1,000		106	-	-	-
272-38-9005	MISCELLANEOUS REVENUE	60		500		-		29	-	-	-
272-38-9015	CASH CARRY FORWARD	-		-		(143,011)		-	-	-	952,241
272-39-1105	OPERATING XFER IN (SPECIAL TAX	-		-		-		-	-	-	-
272-39-3500	PROCEEDS FROM CAPITAL LEASE	70,195		190,354		-		-	-	-	-
Total Revenues		1,445,211		1,827,273		1,897,989		1,019,756	-	-	1,841,441
Net Surplus/(Deficit)		-		-		-		-	-	-	0

272 - Development Services - Personnel

	Title	Full Time Equivalent (FTE)
	DIRECTOR OF DEVELOPMENT SERVICES	1
	BUILDING OFFICIAL	1
	DEPUTY BUILDING OFFICIAL	1
	BUILDING INSPECTOR	3
	CODE ENFORCEMENT OFFICER	4
	FIRE INSPECTOR	1
	ADMINISTRATIVE ASSISTANT	2.2
	ZONING BOARD	0.05
	PLANNER	3
Total Personnel		16.25

273 - Senior Citizens Activity - Appropriations

GL Account	GL Name	Actuals	2022	Actuals	2023	Budget	2024	Actuals				
								12/31/23	Dept Requested 2025	Proposed	2025	
273-5520-032-51-1100	SALARIES	58,768		98,922		109,086		65,345		116,262		116,262
273-5520-032-51-1101	RAISES	-		-		8,727		-		6,976		6,976
273-5520-032-51-1300	OVERTIME	-		90		-		1,865		-		-
273-5520-032-51-2101	MEDICAL/LIFE INSURANCE	489		644		975		532		975		975
273-5520-032-51-2102	HEALTH INSURANCE	27,618		34,955		65,847		29,098		54,686		54,686
273-5520-032-51-2200	PAYROLL TAXES	4,189		7,208		9,013		4,845		9,428		9,428
273-5520-032-51-2401	RETIREMENT	2,340		3,299		6,065		2,845		7,858		7,858
273-5520-032-51-2600	UNEMPLOYMENT	158		221		182		77		182		182
273-5520-032-51-2700	WORKMEN'S COMPENSATION	440		685		742		365		776		665
Total Personnel		94,003		146,024		200,637		104,972		197,143		197,032
273-5520-032-52-3103	PROF/GEN/LAW LIAB\INSURAN	577		662		650		780		800		800
Total Services		577		662		650		780		800		800
273-5520-032-53-1105	CRAFT PROGRAM	3,198		2,905		8,000		2,205		12,000		8,000
Total Supplies		3,198		2,905		8,000		2,205		12,000		8,000
		-		-		-		-		-		-
Total Capital		-		-		-		-		-		-
		-		-		-		-		-		-
Total Other		-		-		-		-		-		-
Total Appropriations		97,778		149,590		209,287		107,956		209,943		205,832

273 - Senior Citizens Activity - Revenues

GL Account	GL Name	Actuals	2022	Actuals	2023	Budget	2024	Actuals				
								12/31/23	Dept Requested 2025	Proposed	2025	
	PROPERTY TAX, TAVT, & PENALTIES	-		-		-		-		-		-
	LOCAL OPTION SALES TAX (LOST)	-		-		-		-		-		-
	OTHER GENERAL REVENUES	-		-		-		-		-		-
	COMBINED REVENUES PRIOR YEAR	(35,580)		(53,238)		-		105,047		-		-
273-36-1005	INTEREST ON INVESTMENT	7		153		-		2,910		-		-
273-38-9001	CRAFT PROGRAM REVENUE	6,457		5,694		6,000		-		-		6,000
273-38-9015	CASH CARRY FORWARD	-		-		-		-		-		99,832
273-39-1100	OPERATING XFER IN FROM GF	126,894		-		-		-		-		-
273-39-1103	OPERATING XFER IN FROM SPECIAL	-		196,982		203,287		-		-		100,000
Total Revenues		97,778		149,590		209,287		107,956		-		205,832
Net Surplus/(Deficit)		-		-		-		-		-		0

273 - Senior Citizens Activity - Personnel

	Title	Full Time Equivalent (FTE)
	INSTRUCTOR, SENIOR CENTER	2
	ACTIVITIES COORDINATOR	1
	NUTRITION AID/INSTRUCTOR	0.5
Total Personnel		3.5

274 - Hospital Indigent - Appropriations

GL Account	GL Name	Actuals	2022	Actuals	2023	Budget	2024	12/31/23	Dept Requested 2025	Proposed	2025
		-		-			-	-		-	
Total Personnel		-		-			-	-		-	
		-		-			-	-		-	
Total Services		-		-			-	-		-	
		-		-			-	-		-	
Total Supplies		-		-			-	-		-	
		-		-			-	-		-	
Total Capital		-		-			-	-		-	
274-5110-274-57-2015	HOSPITAL DISBURSEMENT	3,549,346		3,552,089		3,600,000		1,779,028	3,600,000		3,600,000
274-5110-274-57-2016	COVID CRITICAL NEED PAYMENTS	692,000		-		-		-	-		-
Total Other		4,241,346		3,552,089		3,600,000		1,779,028	3,600,000		3,600,000
Total Appropriations		4,241,346		3,552,089		3,600,000		1,779,028	3,600,000		3,600,000

274 - Hospital Indigent - Revenues

GL Account	GL Name	Actuals	2022	Actuals	2023	Budget	2024	Actuals 12/31/23	Dept Requested 2025	Proposed	2025
	PROPERTY TAX, TAVT, & PENALTIES	-		-			-	-	-		5,588,729
	LOCAL OPTION SALES TAX (LOST)	-		-			-	-	-		-
	OTHER GENERAL REVENUES	-		-			-	-	-		-
	COMBINED REVENUES PRIOR YEAR	4,127,997		3,469,412		4,906,361		1,739,967	-		-
274-35-1110	COURT FINES	113,251		72,749		100,000		21,889	-		73,000
274-36-1005	INTEREST ON INVESTMENT	98		9,928		1,000		17,173	-		20,000
274-38-9015	CASH CARRY FORWARD	-		-		(1,407,361)		-	-		(2,081,729)
Total Revenues		4,241,346		3,552,089		3,600,000		1,779,028	-		3,600,000
Net Surplus/(Deficit)		-		-		-		-	-		-

274 - Hospital Indigent - Personnel

Title	Full Time Equivalent (FTE)
<i>no personnel</i>	0
Total Personnel	0

276 - Hotel/Motel Tax - Appropriations

									Actuals		
GL Account	GL Name	Actuals	2022	Actuals	2023	Budget	2024	12/31/23	Dept Requested 2025	Proposed	2025
		-		-			-	-		-	-
Total Personnel											
		-		-			-	-		-	-
Total Services											
		-		-			-	-		-	-
Total Supplies											
		-		-			-	-		-	-
Total Capital											
		-		-			-	-		-	-
276-7520-276-57-2000	HOTEL/MOTEL TAX DISBURSEMENTS	28,631		36,944			30,000	11,427	30,000		45,000
Total Other		28,631		36,944			30,000	11,427	30,000		45,000
Total Appropriations		28,631		36,944			30,000	11,427	30,000		45,000

276 - Hotel/Motel Tax - Revenues

									Actuals		
GL Account	GL Name	Actuals	2022	Actuals	2023	Budget	2024	12/31/23	Dept Requested 2025	Proposed	2025
	PROPERTY TAX, TAVT, & PENALTIES	-		-			-	-		-	-
	LOCAL OPTION SALES TAX (LOST)	-		-			-	-		-	-
	OTHER GENERAL REVENUES	-		-			-	-		-	-
	COMBINED REVENUES PRIOR YEAR	(7,158)		(9,236)			-	(6,563)		-	-
276-31-4100	HOTEL/MOTEL TAX REVENUE	35,789		46,180			30,000	17,990			45,000
Total Revenues		28,631		36,944			30,000	11,427			45,000
Net Surplus/(Deficit)		-		-			-	-			-

276 - Hotel/Motel Tax - Personnel

Title	Full Time Equivalent (FTE)
<i>no personnel</i>	0
Total Personnel	0

322 - SPLOST 2021 - Appropriations

GL Account	GL Name	Actuals	2022 Actuals	2023 Budget	2024	12/31/23	Dept Requested 2025	Proposed	2025
Total Personnel		-	-	-	-	-	-	-	-
Total Services		-	-	-	-	-	-	-	-
Total Supplies		-	-	-	-	-	-	-	-
322-1410-322-54-1303	ELECTIONS & REGISTRATION BUILDING	-	20,163	1,499,215	32,063	1,499,215	1,499,215	1,499,215	-
322-1510-322-54-2504	COUNTYWIDE SAFETY, SECURITY, TECH UP	-	-	1,000,000	-	1,000,000	1,000,000	1,000,000	-
322-1565-322-54-1308	ADMINISTRATION BUILDING	-	64,140	2,000,000	105,047	3,317,000	3,317,000	3,317,000	-
322-1565-322-54-1316	HISTORIC CENTRAL SCHOOL RENOVA	-	60,492	-	61,125	1,000,000	1,000,000	1,000,000	-
322-1565-322-54-1317	HISTORIC CENTRAL SCHOOL RENOVATION	-	-	1,000,000	34,963	-	-	-	-
322-2150-322-54-1200	JUDICIAL CENTER PARKING	-	-	600,000	18,761	543,718	543,718	543,718	-
322-2150-322-54-2503	HISTORIC COURTHOUSE AUDIO & VIDEO	-	-	200,000	-	200,000	200,000	200,000	-
322-2600-322-54-1307	JUVENILE COURT & VICTIM WINTNESS BUIL	-	-	1,300,000	-	1,300,000	1,300,000	1,300,000	-
322-2600-322-54-1310	JUVENILE JUSTICE BUILDING	-	-	200,000	9,739	170,782	170,782	170,782	-
322-3310-322-54-1309	SHERIFF OFFICE STORAGE BUILDING	-	-	100,000	-	100,000	100,000	100,000	-
322-3310-322-54-1318	ECSCO TRAINING & MAG COURT COMPLEX	-	-	-	-	2,400,000	2,400,000	2,400,000	-
322-3326-322-54-2501	JAIL CAMERA SYSTEM UPGRADE	-	214,416	-	-	-	-	-	-
322-3420-322-54-1312	PRISON MAINTENANCE BUILDING	-	91,785	200,000	546,419	-	-	-	-
322-3450-322-54-1311	PROBATION SERVICES BUILDING	-	-	200,000	11,257	152,014	152,014	152,014	-
322-3510-322-54-1315	FIRE STATIONS	-	4,500	400,000	-	-	-	-	-
322-3601-322-54-1305	EMS STATION - RINCON AREA	312,412	7,707	600,000	14,207	400,000	400,000	400,000	-
322-3601-322-54-1306	EMS HEADQUARTERS BUILDING	-	20,350	900,000	385,961	-	-	-	-
322-3601-322-54-2200	AMBULANCE REPLACEMENTS	-	77,208	822,792	199,582	822,792	822,792	822,792	-
322-3700-322-54-2502	CORONER MORGUE EQUIPMENT	-	-	100,000	-	106,000	100,000	100,000	-
322-3800-322-54-1304	EMERGENCY OPS & EMA BUILDING	-	15,408	1,296,692	55,708	1,831,000	1,831,000	1,831,000	-
322-3800-322-54-2500	E911 TECH & INFRASTRUCTURE UPGRADES	-	-	200,000	-	200,000	200,000	200,000	-
322-3910-322-54-1300	ANIMAL SHELTER BUILDING	-	-	1,500,000	-	1,500,000	1,500,000	1,500,000	-
322-4208-322-54-1321	PUBLIC WORKS CAMPUS	-	-	-	-	3,000,000	3,000,000	3,000,000	-
322-4208-322-54-1400	COURTHOUSE RD SR17 TO MIDLAND	-	(10,094)	-	-	-	-	-	-
322-4208-322-54-1401	SCUFFLETOWN RD	-	(6,079)	-	-	-	-	-	-
322-4208-322-54-1402	LMIG 2023	-	54,517	2,000,000	129,933	-	-	-	-
322-4208-322-54-1403	LMIG 2024	-	-	-	903,344	-	-	-	-
322-4208-322-54-1404	SR 30 @ KOLIC HELMEY RD INTERS	-	-	-	30,000	-	-	-	-
322-4208-322-54-1405	LMIG 2025	-	-	-	-	400,000	400,000	400,000	-
322-4208-322-54-1406	Safe Streets 4 All (SS4A)	-	-	-	-	250,000	250,000	250,000	-
322-4208-322-54-1407	Transportation master plan	-	-	-	-	266,000	266,000	266,000	-
322-4208-322-54-1408	ASH ROADS PROJECTS	-	-	-	-	1,008,000	1,008,000	1,008,000	-
322-4208-322-54-1409	EFFINGHAM PARKWAY & ROUNDABOUTS	-	-	-	-	2,500,000	2,500,000	2,500,000	-
322-4441-322-54-1100	WATER & SEWER LAND	-	556,914	-	-	-	-	-	-
322-4441-322-54-1400	WWTP 2.0 MGD	-	135,296	20,000,000	103,538	20,000,000	20,000,000	20,000,000	-
322-4441-322-54-1401	SEWER LINE - BLUE JAY RD	-	-	-	-	4,000,000	4,000,000	4,000,000	-
322-4441-322-54-1402	PARK WEST WATER SYSTEM	-	-	-	-	3,500,000	2,000,000	2,000,000	-
322-4441-322-54-1403	SEWER LINE - SPRINGFIELD	-	-	-	-	500,000	500,000	500,000	-
322-5460-322-54-1302	SOCIAL SERVICES BUILDING	-	-	1,500,000	-	1,500,000	1,500,000	1,500,000	-
322-6110-322-54-1201	CEM COMPLEX PHASE 2	-	-	5,000,000	-	3,000,000	3,000,000	3,000,000	-
322-6110-322-54-1202	PLAYGROUND UPGRADES	-	231,785	350,000	-	-	-	-	-
322-6110-322-54-1203	Hwy 119 Park	-	-	-	-	250,000	250,000	250,000	-
322-6110-322-54-1313	CEM GYM ADDITIONS	-	133,343	2,903,308	51,243	2,139,300	2,069,300	2,069,300	-
322-6110-322-54-1314	CLYO COMMUNITY CENTER	-	-	200,000	10,048	750,000	750,000	750,000	-
322-6110-322-54-1315	VETERANS PARK RESTROOM	-	26,960	-	-	-	-	-	-
322-6110-322-54-1318	PINEORA PARK COMPLEX	-	-	600,000	-	500,000	500,000	500,000	-
322-6110-322-54-1319	SANDHILL PARK COMPLEX	-	-	200,000	-	225,000	225,000	225,000	-
322-6110-322-54-1320	TOMMY LONG LANDING	-	-	-	-	300,000	300,000	300,000	-
322-6110-322-54-1322	MELDRIM PARK	-	-	-	-	250,000	250,000	250,000	-
322-6110-322-54-1323	HWY 119 PARK LIGHTS	-	-	-	-	300,000	300,000	300,000	-
322-6110-322-54-1324	BAKER PARK	-	-	-	-	2,500,000	2,500,000	2,500,000	-
322-7130-322-54-1301	UGA EXTENSION BUILDING	-	-	1,500,000	-	1,500,000	1,500,000	1,500,000	-
Total Capital		312,412	1,698,809	48,372,007	2,702,936	65,180,821	63,604,821	63,604,821	63,604,821
322-9000-322-57-1001	SPLOST PAYMENTS TO CITIES	-	3,497,931	3,682,161	1,484,980	3,406,611	3,406,611	3,406,611	-
322-9000-322-58-4000	BOND ISSUANCE COSTS	202,290	-	-	-	-	-	-	-
322-9000-322-61-1001	OPERATING XFER OUT (DEBT SERVICE)	-	2,666,718	2,667,461	157,730	2,666,485	2,666,485	2,666,485	-
Total Other		202,290	6,164,650	6,349,622	1,642,710	6,073,096	6,073,096	6,073,096	6,073,096
Total Appropriations		514,702	7,863,459	54,721,629	4,345,646	71,253,917	69,677,917	69,677,917	69,677,917

322 - SPLOST 2021 - Revenues

						Actuals					
GL Account	GL Name	Actuals	2022	Actuals	2023	Budget	2024	12/31/23	Dept Requested 2025	Proposed	2025
	PROPERTY TAX, TAVT, & PENALTIES	-		-			-	-	-	-	-
	LOCAL OPTION SALES TAX (LOST)	-		-			-	-	-	-	-
	OTHER GENERAL REVENUES	-		-			-	-	-	-	-
	COMBINED REVENUES PRIOR YEAR	514,702		(9,677,944)			-	(3,189,591)	-	-	-
322-31-3205	SPLOST 2021	-		16,892,172		17,640,801		7,150,278	-	16,520,224	
322-31-3211	SPLOST FROM EXCISE TAX	-		308,354		240,000		51,741	-	300,000	
322-33-2100	ARPA LOCAL FISCAL RECOVERY FUNDS	-		135,296		20,000,000		-	-	20,000,000	
322-39-3100	GO BOND PROCEEDS	14,679,000		-		-		-	-	-	
322-36-1005	INTEREST ON INVESTMENT	-		180,580		20,000		333,218	-	200,000	
322-37-1000	CAPITAL CONTRIBUTIONS	-		25,000		-		-	-	2,000,000	
322-38-9015	CASH CARRY FORWARD	-		-		16,820,828		-	-	29,021,536	
322-39-1101	OPERATING XFER IN (GENERAL FUND)	-		-		-		-	-	1,636,157	
Total Revenues		15,193,702		7,863,459		54,721,629		4,345,646	-	69,677,917	
Net Surplus/(Deficit)		14,679,000		-		-		-	-	-	

322 - SPLOST 2021 - Personnel

	Title	Full Time Equivalent (FTE)
	<i>no personnel</i>	0
Total Personnel		0

335 - TSPLOST 2020 - Appropriations

GL Account	GL Name	Actuals	2022 Actuals	2023	Budget	2024	12/31/23	Dept Requested 2025	Proposed	2025
		-	-	-	-	-	-	-	-	-
Total Personnel		-	-	-	-	-	-	-	-	-
		-	-	-	-	-	-	-	-	-
Total Services		-	-	-	-	-	-	-	-	-
		-	-	-	-	-	-	-	-	-
Total Supplies		-	-	-	-	-	-	-	-	-
335-4206-335-52-1209	ENGINEERING SERVICES	1,000	-	-	-	-	-	-	-	-
335-4206-335-54-1400	EFFINGHAM PARKWAY	5,000,000	-	-	-	-	-	-	-	-
335-4206-335-54-1401	TSPLOST County Projects	6,432	-	-	-	-	-	-	-	-
335-4206-335-54-1402	MCCALL AND BLUE JAY INTERSECTI	1,358,055	35,410	-	-	-	-	-	-	-
335-4206-335-54-1403	RIGHT OF WAY DRAINAGE IMPROVEM	56,405	91,730	400,000	-	-	-	348,965	348,965	-
335-4206-335-54-1404	OLD AUGUSTA RD	771,061	716,240	-	-	-	-	-	-	-
335-4206-335-54-1405	COURTHOUSE RD SR17 TO MIDLAND	39,751	943,355	-	-	-	-	-	-	-
335-4206-335-54-1406	ARCHER RD	12,321	681,206	-	-	-	-	-	-	-
335-4206-335-54-1407	BETHANY RD	17,512	341,693	-	-	-	-	-	-	-
335-4206-335-54-1408	BIRD RD	13,134	259,864	-	-	-	-	-	-	-
335-4206-335-54-1409	CLARK RD	11,180	229,679	-	-	-	-	-	-	-
335-4206-335-54-1410	CORINTH CHURCH RD	58,606	1,886,998	-	-	-	-	100,000	100,000	-
335-4206-335-54-1411	FLOYD AVE	15,382	328,302	-	-	-	-	-	-	-
335-4206-335-54-1412	OLD DIXIE HWY S	12,967	944,540	-	-	-	-	-	-	-
335-4206-335-54-1413	WHITAKER RD	11,664	232,264	-	-	-	-	-	-	-
335-4206-335-54-1414	TIMBERGATE LN, TRAIL, & DR	191,253	2,149	-	-	-	-	-	-	-
335-4206-335-54-1415	ABERCORN LANDING RD	102,378	18,436	-	-	-	-	-	-	-
335-4206-335-54-1416	BEECHER RD	174,542	1,020	-	-	-	-	-	-	-
335-4206-335-54-1417	EDGEWOOD RD	104,586	4,959	-	-	-	-	-	-	-
335-4206-335-54-1418	GEORGE RD	76,519	3,117	-	-	-	-	-	-	-
335-4206-335-54-1419	HARLEY RD	54,560	1,069	-	-	-	-	-	-	-
335-4206-335-54-1420	KELLY RD	48,455	1,369	-	-	-	-	-	-	-
335-4206-335-54-1421	LONG POND RD	152,481	8,756	-	-	-	-	-	-	-
335-4206-335-54-1422	MOUNT PLEASANT RD	11,551	871,970	-	-	-	-	-	-	-
335-4206-335-54-1423	RAILROAD AVE	59	-	-	-	-	-	-	-	-
335-4206-335-54-1424	RED MAPLE DR	39,170	4,443	-	-	-	-	-	-	-
335-4206-335-54-1425	REISER RD	130,008	4,909	-	-	-	-	-	-	-
335-4206-335-54-1426	ROBIN RD	32,841	360	-	-	-	-	-	-	-
335-4206-335-54-1427	ZETTLER LOOP RD	136,970	3,093	-	-	-	-	-	-	-
335-4206-335-54-1428	WALDHOOR RD	118,137	25,179	-	-	-	-	-	-	-
335-4206-335-54-1429	BLUE JAY TURN LANES @ MIDLAND RD	34,226	31,690	400,000	14,033	404,495	404,495	404,495	404,495	-
335-4206-335-54-1430	COURTHOUSE RD EXT MIDLAND RD INTER'	-	-	200,000	-	200,000	200,000	200,000	200,000	-
335-4206-335-54-1431	COURTHOUSE RD @ MCCALL REALIGN INTE	13,500	46,000	550,000	93,000	408,450	408,450	408,450	408,450	-
335-4206-335-54-1432	GOSHEN RD WIDENING FROM SR21 TO HO	-	89,195	5,673,500	39,023	5,492,834	5,492,834	5,492,834	5,492,834	-
335-4206-335-54-1433	HODGEVILLE RD @ BLUE JAY TURN LANES	34,226	31,690	920,000	14,033	946,455	946,455	946,455	946,455	-
335-4206-335-54-1434	HODGEVILLE RD @ GOSHEN TURN LANES	34,226	32,990	450,000	14,033	457,555	457,555	457,555	457,555	-
335-4206-335-54-1435	HODGEVILLE RD @ KOLIC HELMEY TURN LA	34,226	32,990	900,000	14,033	888,855	888,855	888,855	888,855	-
335-4206-335-54-1436	KOLIC HELMEY @ SCHOOL TURN LANES	240,674	670,699	-	-	-	-	-	-	-
335-4206-335-54-1437	MCCALL RD @ LITTLE MCCALL RD TURN LA	34,226	11,058	500,000	-	512,916	512,916	512,916	512,916	-
335-4206-335-54-1438	MIDLAND RD @ HWY 30 TURN LANES	34,226	31,690	430,000	14,033	419,495	419,495	419,495	419,495	-
335-4206-335-54-1440	OLD RIVER RD @ HWY 80 INTERSECTION	34,226	31,690	880,000	14,033	866,675	866,675	866,675	866,675	-
335-4206-335-54-1441	SCUFFLETOWN RD	6,185	515,942	-	-	-	-	-	-	-
335-4206-335-54-1442	MILL POND RD	311,921	10,810	-	-	-	-	-	-	-
335-4206-335-54-1443	HODGEVILLE RD RESURFACING	-	48,557	1,500,000	28,065	1,522,435	1,522,435	1,522,435	1,522,435	-
335-4206-335-54-1444	EAST-WEST CORRIDOR	-	-	500,000	-	500,000	500,000	500,000	500,000	-
335-4206-335-54-1445	GATEWAY PARKWAY EXT DESIGN	-	-	-	-	300,000	300,000	300,000	300,000	-
Total Capital		9,570,840	9,227,108	13,303,500	244,284	13,369,131	13,369,131	13,369,131	13,369,131	13,369,131
335-4206-335-57-1000	TSPLOST PAYMENTS TO CITIES	(639,538)	-	-	-	-	-	-	-	-
335-4206-335-58-4000	ISSUANCE COSTS	-	-	-	-	-	-	-	-	-
335-4206-335-61-1000	OPERATING XFER OUT (DEBT SERVICE)	7,093,808	7,148,864	7,183,949	84,474	7,213,320	7,213,320	7,213,320	7,213,320	7,213,320
Total Other		6,454,271	7,148,864	7,183,949	84,474	7,213,320	7,213,320	7,213,320	7,213,320	7,213,320
Total Appropriations		16,025,111	16,375,972	20,487,449	328,758	20,582,451	20,582,451	20,582,451	20,582,451	20,582,451

335 - TSPLOST 2020 - Revenues

GL Account	GL Name	Actuals	2022	Actuals	2023	Budget	2024	Actuals 12/31/23	Dept Requested 2025	Proposed	2025
	PROPERTY TAX, TAVT, & PENALTIES	-		-			-	-			-
	LOCAL OPTION SALES TAX (LOST)	-		-			-	-			-
	OTHER GENERAL REVENUES	-		-			-	-			-
	COMBINED REVENUES PRIOR YEAR	5,181,447		2,803,723			-	(5,593,688)			-
335-31-3500	TSPLOST	10,833,757		13,173,423		13,850,596		5,554,909			-
335-36-1005	INTEREST ON INVESTMENT	9,907		398,826			20,000	367,537			200,000
335-38-9015	CASH CARRY FORWARD	-		-		6,616,853		-			20,382,451
Total Revenues		16,025,111		16,375,972		20,487,449		328,758			20,582,451
Net Surplus/(Deficit)		-		-		-		-			-

335 - TSPLOST 2020 - Personnel

Title	Full Time Equivalent (FTE)
<i>no personnel</i>	0
Total Personnel	0

337 - TSPLOST 2023 - Appropriations

GL Account	GL Name	Actuals	2022 Actuals	2023 Budget	2024	12/31/23	Dept Requested 2025	Proposed	2025
		-	-	-	-	-	-	-	-
Total Personnel		-	-	-	-	-	-	-	-
		-	-	-	-	-	-	-	-
Total Services		-	-	-	-	-	-	-	-
		-	-	-	-	-	-	-	-
Total Supplies		-	-	-	-	-	-	-	-
337-4209-337-54-1400	Blue Jay Rd	-	-	-	-	-	1,300,000	1,300,000	-
337-4209-337-54-1401	Old River Rd	-	-	-	-	-	2,000,000	2,000,000	-
337-4209-337-54-1402	Meldrim Neighborhood	-	-	-	-	-	1,750,000	1,750,000	-
337-4209-337-54-1403	Neighborhood	-	-	-	-	-	1,200,000	1,200,000	-
337-4209-337-54-1404	Central Ave	-	-	-	-	-	1,300,000	1,300,000	-
337-4209-337-54-1405	Conaway Rd	-	-	-	-	-	175,000	175,000	-
337-4209-337-54-1406	Holly Dr	-	-	-	-	-	100,000	100,000	-
337-4209-337-54-1407	Honey Ridge Rd	-	-	-	-	-	900,000	900,000	-
337-4209-337-54-1408	Pine St	-	-	-	-	-	200,000	200,000	-
337-4209-337-54-1409	Red Bud Rd	-	-	-	-	-	75,000	75,000	-
337-4209-337-54-1410	Roebing Rd	-	-	-	-	-	800,000	800,000	-
337-4209-337-54-1411	S Laurel Cir	-	-	-	-	-	175,000	175,000	-
337-4209-337-54-1412	Stagecoach Ave	-	-	-	-	-	150,000	150,000	-
337-4209-337-54-1413	Wesley Dr	-	-	-	-	-	75,000	75,000	-
337-4209-337-54-1414	Zeigler Rd	-	-	-	-	-	725,000	725,000	-
337-4209-337-54-1415	Zittrouer Rd	-	-	-	-	-	1,000,000	1,000,000	-
337-4209-337-54-1416	Midland Rd	-	-	-	-	-	300,000	300,000	-
337-4209-337-54-1417	McCall Rd	-	-	-	-	-	4,000,000	4,000,000	-
337-4209-337-54-1418	Blue Jay Rd	-	-	-	-	-	2,800,000	2,800,000	-
337-4209-337-54-1419	Goshen Hills Neighborhood	-	-	-	-	-	1,500,000	1,500,000	-
337-4209-337-54-1420	Neighborhood	-	-	-	-	-	2,500,000	2,500,000	-
337-4209-337-54-1421	Crystal Dr	-	-	-	-	-	250,000	250,000	-
337-4209-337-54-1422	Golden Dr	-	-	-	-	-	325,000	325,000	-
337-4209-337-54-1423	Stillwell-Clyo Rd	-	-	-	-	-	2,200,000	2,200,000	-
337-4209-337-54-1424	Fourth St	-	-	-	-	-	400,000	400,000	-
337-4209-337-54-1425	Hunters Chase Neighborhood	-	-	-	-	-	500,000	500,000	-
337-4209-337-54-1426	Lower Ferry Rd	-	-	-	-	-	600,000	600,000	-
337-4209-337-54-1427	Old Dixie Hwy S	-	-	-	-	-	1,000,000	1,000,000	-
337-4209-337-54-1428	Old Louisville Rd	-	-	-	-	-	2,100,000	2,100,000	-
337-4209-337-54-1429	Springfield-Egypt Rd	-	-	-	-	-	3,000,000	3,000,000	-
337-4209-337-54-1430	Union Springs Road	-	-	-	-	-	1,300,000	1,300,000	-
337-4209-337-54-1431	Tuckasee King Rd	-	-	-	-	-	275,000	275,000	-
337-4209-337-54-1432	Anza Ln	-	-	-	-	-	125,000	125,000	-
337-4209-337-54-1433	Aqueduct Dr	-	-	-	-	-	100,000	100,000	-
337-4209-337-54-1434	Benjamin-Gnann Rd	-	-	-	-	-	1,200,000	1,200,000	-
337-4209-337-54-1435	Courthouse Rd	-	-	-	-	-	900,000	900,000	-
337-4209-337-54-1436	Saratoga Dr	-	-	-	-	-	100,000	100,000	-
337-4209-337-54-1437	McCall Rd	-	-	-	-	-	3,300,000	3,300,000	-
337-4209-337-54-1438	Blue Jay Rd	-	-	-	-	-	850,000	850,000	-
337-4209-337-54-1439	Rahn Station Rd	-	-	-	-	-	2,000,000	2,000,000	-
337-4209-337-54-1440	Stillwell-Clyo Rd	-	-	-	-	-	2,000,000	2,000,000	-
337-4209-337-54-1441	Greystone Neighborhood	-	-	-	-	-	850,000	850,000	-
337-4209-337-54-1442	Neighborhood	-	-	-	-	-	1,400,000	1,400,000	-
337-4209-337-54-1443	Barney Rd	-	-	-	-	-	150,000	150,000	-
337-4209-337-54-1444	Chimney Rd	-	-	-	-	-	900,000	900,000	-
337-4209-337-54-1445	Nellie Rd	-	-	-	-	-	400,000	400,000	-
337-4209-337-54-1446	Woodland Dr	-	-	-	-	-	200,000	200,000	-
337-4209-337-54-1447	Old Augusta/General intersection	-	-	-	-	-	1,000,000	1,000,000	-
337-4209-337-54-1448	Old Augusta/Estes intersection	-	-	-	-	-	1,000,000	1,000,000	-
337-4209-337-54-1449	Old Augusta/Logistics intersection	-	-	-	-	-	1,000,000	1,000,000	-
337-4209-337-54-1450	Old Augusta/CowanNorth intersection	-	-	-	-	-	1,000,000	1,000,000	-
337-4209-337-54-1451	Old Augusta/Chimney Rd intersection	-	-	-	-	-	1,000,000	1,000,000	-
337-4209-337-54-1452	SR 21/Goshen Ext intersection	-	-	-	-	-	1,400,000	1,400,000	-
337-4209-337-54-1453	SR 2/Commerce intersection	-	-	-	-	-	300,000	300,000	-
337-4209-337-54-1454	Other resurfacing	-	-	-	-	-	1,004,000	1,004,000	-
Total Capital		-	-	-	-	-	57,154,000	57,154,000	-
337-4209-337-57-1000	TSPLOST PAYMENTS TO CITIES	-	-	-	-	-	-	-	3,181,970
337-4209-337-61-1000	OPERATING XFER OUT (DEBT SERVICE)	-	-	-	-	-	2,491,667	2,491,667	-
Total Other		-	-	-	-	-	2,491,667	2,491,667	5,673,636
Total Appropriations		-	-	-	-	-	59,645,667	62,827,636	-

GL Account	GL Name	Actuals	2022	Actuals	2023	Budget	2024	Actuals			
								12/31/23	Dept Requested 2025	Proposed	2025
	PROPERTY TAX, TAVT, & PENALTIES	-		-		-		-		-	
	LOCAL OPTION SALES TAX (LOST)	-		-		-		-		-	
	OTHER GENERAL REVENUES	-		-		-		-		-	
	COMBINED REVENUES PRIOR YEAR	-		-		-		-		-	
337-31-3500	TSPLOST	-		-		-		-		-	15,431,763
337-36-1005	INTEREST ON INVESTMENT	-		-		-		-		-	200,000
337-38-9015	CASH CARRY FORWARD	-		-		-		-		-	47,195,874
Total Revenues		-		-		-		-		-	62,827,636
Net Surplus/(Deficit)		-		-		-		-		-	-
337 -TSPLOST 2023 - Personnel											
								Title	Full Time Equivalent (FTE)		
								<i>no personnel</i>	0		
Total Personnel									0		

560 - Stormwater - Appropriations

								Actuals			
GL Account	GL Name	Actuals	2022	Actuals	2023	Budget	2024	12/31/23	Dept Requested 2025	Proposed	2025
		-		-			-	-		-	
Total Personnel		-		-			-	-		-	
560-4910-560-52-1101	CONSULTANT	-		48,800			80,000	24,400	50,000		50,000
560-4910-560-52-3916	BANK CHARGES	190		305			-	-	-		-
Total Services		190		49,105			80,000	24,400	50,000		50,000
560-4910-560-53-1102	OPERATING SUPPLIES	-		-			-	-	-		-
Total Supplies		-		-			-	-	-		-
560-4910-560-54-3000	MASTER PLAN	-		-			-	-	-		-
Total Capital		-		-			-	-	-		-
Total Other		-		-			-	-	-		-
Total Appropriations		190		49,105			80,000	24,400	50,000		50,000

560 - Stormwater - Revenues

								Actuals			
GL Account	GL Name	Actuals	2022	Actuals	2023	Budget	2024	12/31/23	Dept Requested 2025	Proposed	2025
	PROPERTY TAX, TAVT, & PENALTIES	-		-			-	-	-		-
	LOCAL OPTION SALES TAX (LOST)	-		-			-	-	-		-
	OTHER GENERAL REVENUES	-		-			-	-	-		-
	COMBINED REVENUES PRIOR YEAR	(38,488)		(383,942)			-	(55,600)	-		-
560-33-4110	CIG Grant	-		131,047			-	-	-		-
560-39-1000	OPERATING XFER IN (FROM SPECIAL TAX DI	38,678		302,000			80,000	80,000	-		50,000
Total Revenues		190		49,105			80,000	24,400	-		50,000
Net Surplus/(Deficit)		(0)		-			-	-	-		-

560 - Stormwater - Personnel

		Title	Full Time Equivalent (FTE)
		<i>no personnel</i>	0
Total Personnel			0

600 - Self-funded Insurance - Appropriations

GL Account	GL Name	Actuals	2022	Actuals	2023	Budget	2024	Actuals 12/31/23	Dept Requested 2025	Proposed	2025
Total Personnel											
600-1541-600-52-1100	ADMIN FEES	153,796		381,276			-	62,432	-		-
600-1541-600-52-1200	CLAIMS	7,030,211		5,258,940			7,950,660	3,377,816	7,950,660		7,678,131
600-1541-600-52-3100	STOP LOSS INSURANCE	1,170,432		1,365,202			-	647,044	-		-
600-1541-600-52-3916	BANK CHARGES	175		136			-	-	-		-
Total Services		8,354,614		7,005,554			7,950,660	4,087,291	7,950,660		7,678,131
Total Supplies											
Total Capital											
Total Other											
Total Appropriations		8,354,614		7,005,554			7,950,660	4,087,291	7,950,660		7,678,131

600 - Self-funded Insurance - Revenues

GL Account	GL Name	Actuals	2022	Actuals	2023	Budget	2024	Actuals 12/31/23	Dept Requested 2025	Proposed	2025
	PROPERTY TAX, TAVT, & PENALTIES	-		-			-	-	-		-
	LOCAL OPTION SALES TAX (LOST)	-		-			-	-	-		-
	OTHER GENERAL REVENUES	-		-			-	-	-		-
	COMBINED REVENUES PRIOR YEAR	2,540,676		762,897			-	675,590	-		-
600-34-1800	ER PAID MAJOR MEDICAL	4,200,336		4,535,998			7,950,660	2,520,082	-		7,678,131
600-34-1810	ER PAID THIRD PARTY ADMINISTRATOR FEE	180,336		216,035			-	108,771	-		-
600-34-1820	ER PAID STOP LOSS INSURANCE	948,469		989,794			-	522,547	-		-
600-34-1830	EE PAID HEALTH INSURANCE	484,796		500,829			-	260,302	-		-
Total Revenues		8,354,614		7,005,554			7,950,660	4,087,291	-		7,678,131
Net Surplus/(Deficit)		-		-			-	-	-		-

600 - Self-funded Insurance - Personnel

Title	Full Time Equivalent (FTE)
<i>no personnel</i>	0
Total Personnel	0