

PURCHASE ORDER

Effingham County Board of Commissioners

804 S LAUREL STREET
SPRINGFIELD, GA 31329
Phone: 912-754-2159
Fax: 912-754-8413

DATE:
P.O. #

9/20/2022
23-19-001

VENDOR

Custom Truck and Body Works, Inc.
PO Box 718
13787 White House Road
Woodbury, GA 30293
ATTN : Jimmy Gill
706-977-7095 (cell) / 706-553-9178 (office)

SHIP TO

Effingham County Board of Commissioners
804 S. Laurel Street
Springfield, GA 31329
ATTN : Alison Bruton
912-754-2159

REQUISITIONER	SHIP VIA	F.O.B.	SHIPPING TERMS
ECBOC			

ITEM #	DESCRIPTION	QTY	UNIT PRICE	TOTAL
	Furnish two (2) new ambulances per the attached proposal	2	\$215,200.00	\$ 430,400.00

SUBTOTAL	\$ 430,400.00
TAX RATE	\$ -
TAX	\$ -
S & H	\$ -
OTHER	\$ -
TOTAL	\$ 430,400.00

OTHER COMMENTS OR SPECIAL INSTRUCTIONS

ECBOC is a tax exempt entity. Tax ID# is 58-6000821

Custom Truck and Body Works, Inc. agrees to furnish two (2) new ambulances mounted on a new Type 1 Ford F-450 chassis as described in the County's RFP 23-19-001 and related addendums. The County references the terms, conditions and specifications contained in the County's RFP No. 23-19-001 and related addendums as superseding any and all other contracts, Purchase Orders or Agreements.

CUSTOM TRUCK & BODY WORKS - SIGNATURE

TITLE

CUSTOM TRUCK & BODY WORKS - PRINT NAME

DATE

AUTHORIZED BY - SIGNATURE

CHAIRMAN

AUTHORIZED BY - TITLE

WESLEY CORBITT

AUTHORIZED BY - PRINT NAME

AUTHORIZED DATE



Quote #: Q-00334-1
Date: 9/1/2022 4:16 PM
Expires On: 12/8/2022

Custom Truck and Body Works, Inc.

Manufacturers of Custom Emergency Apparatuses

13787 White House Rd
 Woodbury, GA 30293
 United States
 Main Line: 706-655-4300

SHIPPING

WANDA MCDUFFIE
 Effingham County

(912) 754-2148
 wmcduffie@effinghamcounty.org

BILL TO

Effingham County EMS

Name	Direct Line	E-Mail Address
Jimmy Gill	(706) 977-7095	jimmy@customtruckandbodyworks.com
Payment Terms	Delivery Method	Delivery Terms
Due on Receipt	Pickup at CTBW	120 to 150 Business Days After Receipt of Chassis

Dear WANDA MCDUFFIE,


Custom Truck and Body Works would like to thank you for the opportunity to work with your department on this project. We have prepared this quote based on the information that has been provided to us. We are certain that we can meet or exceed any needs and expectations you may have. Please review the attached documents and if there should be any questions, clarifications or any additional information please do not hesitate to contact me. We look forward to hearing from you soon.

Sincerely,
 Jimmy Gill




Type I 12' Ambulance - Ford F450 4x2 Diesel







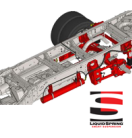




\$215,200 Each


MODULAR BODY

QTY	UOM	PRODUCT NAME	DESCRIPTION	PRODUCT IMAGE
1		Modular Body - Type I 12'	The ambulance body 149"L x 96"W x72"H shall be constructed of custom designed aluminum extrusions and aluminum plate. The ambulance body shall be designed and engineered specifically as an emergency vehicle and shall be built to meet the heavy-duty requirements of emergency service.	




CHASSIS

QTY	UOM	PRODUCT NAME	DESCRIPTION	PRODUCT IMAGE
1	Each	Chassis - Ford F450 - 4x2 - Diesel - 84CA	<p>The cab-chassis shall be suitable for subsequent mounting of a modular (containerized) transferable equipped ambulance body conforming to the requirements specified herein.</p> <ul style="list-style-type: none"> *Ford F-450 XLT, 2 Wheel Drive Chassis-Cab. *165" Wheelbase – 84" Cab-Axle – 14,000 lbs. GVWR *6.7L Power Stroke® V-8 Diesel Engine – 300 HP / 660 lb/ft. Torque *10-Speed TorqShift® Automatic SelectShift® Overdrive Transmission * Wide Track Rear Axle – 4.10 Rear Axle Ratio *Brakes – 4-wheel Disc Anti-lock, Hydra-Boost Power Assist *Stabilizer Bar – Front and Rear *LT245/75Rx17E All-Season Radial Tires – Highway Tread *Spare Tire and Wheel – Full Size *Seats, Front Captain's Chairs *Ambulance/ Prep Package – 47L with EPA Special Emergency Vehicle Emissions *Engine Block Heater (wired to Shoreline) *Dual Heavy-Duty 750 CCA / 78 Amp-Hour, Maintenance Free Batteries *Alternators – Dual Alternators – 357-Amps Total *Fuel Tank, 40 Gallon *Mirrors – Heated Power-Adjusted *Power Windows *Power Door Locks *Cruise Control / Tilt Steering Wheel 	 F-450 4x2
<p>84" CA OEM WHITE (3) KEY FOBS GPS OEM BACKUP CAMERA</p>				
1	Each	Back Up Camera - OEM - Ford	An OEM Ford backup camera shall be ordered with the chassis and installed on the rear of the module. The camera shall function with the digital display on the dash.	
1	Each	Chassis Add On #1	Non Standard Additional Chassis Add On	
LED LIGHT BAR MOUNTED ON BRUSH GUARD				






QTY	UOM	PRODUCT NAME	DESCRIPTION	PRODUCT IMAGE
1	Set	Wheel Inserts - Phoenix - Ford F450/F550 (Standard)	Chrome wheel simulators shall be installed on the chassis wheels.	
1	Set	Running Boards - Driver & Passenger - Reg Cab - NFPA (Standard)	Diamond plate running boards shall be provided and installed on the cab of the module to the chassis manufacturers recommendation.	
2	Set	Lights - Grille - ION Red w Clear Lens LED (Standard)	Whelen ION series Red LED warning light with clear lens and chrome flange installed on the front grill of the chassis.	
2	Set	Lights - Front Intersection - ION Red w Clear Lens LED (Standard)	Whelen ION series Red LED warning light with clear lens and chrome flange installed on the fenders of the chassis.	
1	Set	Speaker - Cast - Ford F350/F450/F550 (Standard)	Two (2) 100-watt speakers shall be installed through the front OEM bumper.	
2	Set	Fire Extinguisher - 5Lb w/ Bracket (Standard)	5lb Fire Extinguisher shall be shipped loose.	
1	Each	Suspension - Liquid Springs - 2021 Ford F450/F550	CLASS (Compressible Liquid Adaptive Suspension System) Liquid Spring Suspension System is a smart suspension system for Ambulances. Liquid-based struts and an on-board processor to provide better handling and control. System must provide a smoother, and softer ride. This reduced Ambulance vibration increases comfort and lower maintenance costs.	
1	Set	Mud Flaps	Set of heavy-duty, thick rubber material mud flaps shall be as wide as the dual rear wheels.	
1	Each	Spare Tire	A spare tire shall be provided with the chassis.	
1	Each	Alarm - Backup	An audible alarm shall be installed to activate when the vehicle is placed into reverse gear. There shall be installed on the front console and wired through the vehicle electrical system, a momentary cutoff switch to disable the alarm.	
1	Each	Brush Guard - Black Ranch Hand with Grille Guard - F350/F450/F550		

QTY	UOM	PRODUCT NAME	DESCRIPTION	PRODUCT IMAGE
1	Set	Engine Block Heater - Wire - Shoreline	The chassis engine block heater shall be wired to shoreline power.	




CHASSIS CONSOLE

QTY	UOM	PRODUCT NAME	DESCRIPTION	PRODUCT IMAGE
1	Each	Console - Wood - Gray (Standard)	A wood scorpion coated console with (2) cup holders and map slot shall be provided between the driver and passenger seat.	
2	Each	Siren - (Standard)	A Whelen 295SLSA1 single tone siren shall be installed in the cab console.	
1	Each	Spotlight - Go Light LED w Remote Control	12V LED spotlight shall be installed on the cab roof.	



L1 COMPARTMENT

QTY	UOM	PRODUCT NAME	DESCRIPTION	PRODUCT IMAGE
1	Each	L1 Compartment	Street Side Forward Compartment Dimensions: H72"x W20"x D22"	
1	Each	O2 Bracket Kit - Electric - H Cylinder	There shall be a Zico Electric Lift Cylinder Bracket O2 bottle mount to allow the department to utilize both "H" cylinder bottle.	
1	Each	O2 Wrench	An aluminum O2 wrench provided near the O2 bracket in the Oxygen compartment.	
1	Each	Oxygen Regulator - 50 PSI	50 PSI Pre-Set diaphragm regulator with nut and nipple connection for large cylinders and preset to 50 PSI.	
2	Each	Portable O2 Bracket Kit - D Cylinder - Zico QR-D-2		



L2 COMPARTMENT

QTY	UOM	PRODUCT NAME	DESCRIPTION	PRODUCT IMAGE
1	Each	L2 Compartment	Street Side Intermediate Compartment Dimensions: H40"x W30"x D20"	
1	Each	Panel - L2 - Inverter - Vanner 1050	A Vanner 1050 watt Inverter with 50 amp battery charger shall be provided and installed in the streetside exterior L2 compartment.	
1	Each	Inverter - Pre Wire	A pre-wire for installation of the inverter shall be provided in the L2 compartment.	

L3 COMPARTMENT

QTY	UOM	PRODUCT NAME	DESCRIPTION	PRODUCT IMAGE
1	Each	L3 Compartment (Standard)	Street Side Rear Compartment Dimensions: H40"x W30"x D20"	
Double doors on compartment				
1	Each	Adjustable Shelf - L3 Compartment	A horizontal aluminum adjustable shelf/shelves shall be provided in the L3 compartment mounted on shelf track.	


R3 COMPARTMENT

QTY	UOM	PRODUCT NAME	DESCRIPTION	PRODUCT IMAGE
1	Each	R3 Compartment	Curb Side Rear Compartment Dimensions: H72"x W15"x D20"	
(2) straps and buckles across the back board storage area				
2	Each	Adjustable Shelf - R3 Compartment	A horizontal aluminum adjustable shelf/shelves shall be provided in the R3 compartment mounted on shelf track.	
1	Each	Backboard Divider - R3 Compartment	A vertical divider shall be mounted center of the back board compartment.	Photo Coming Soon



R2 COMPARTMENT

QTY	UOM	PRODUCT NAME	DESCRIPTION	PRODUCT IMAGE
1	Each	R2 Compartment	Curb Side Intermediate Compartment Dimensions: H20"x W24"x D20"	Photo Coming Soon




R1 COMPARTMENT







QTY	UOM	PRODUCT NAME	DESCRIPTION	PRODUCT IMAGE
1	Each	R1 Compartment	Curb Side Forward Compartment Dimensions: H72"x W18"x D20"	

EMERGENCY LIGHT PACKAGE





QTY	UOM	PRODUCT NAME	DESCRIPTION	PRODUCT IMAGE
1	Set	Lights - M Series - Red & White LED Warning w Clear Lens (7 Front Wall R/W/ R/W/R/W/R) (Standard)	Whelen M9 LED warning lights shall be installed on the module in the specified configuration. (7) front wall lights, (4) side body lights, (3) rear upper, and (2) lower window level lights.	 M9 Clear Lens WHELEN
2	Each	Lights - Rear Intersection - M7 Red LED w Clear Lens - Warning Light	Whelen M7 LED warning lights shall be installed above both rear wheels on the module	 WHELEN



NON EMERGENCY LIGHT PACKAGE

QTY	UOM	PRODUCT NAME	DESCRIPTION	PRODUCT IMAGE
2	Set	Lights - Action Area/ Telemetry - LED	3" round led lights shall be located in the action area and telemetry area.	 WHELEN
1	Each	Lights - Compartment - Single - LED Strip Lights (Standard)	Each exterior compartment shall have one (1) strip LED light installed full height on each side of the door opening.	 HANSEN INTERNATIONAL
10	Set	Lights - Dome - Whelen LED (Standard)	Whelen 8" LED Dome patient compartment lights with dual level lighting will be located in the ceiling. *Exact location & quantity can be changed at pre-construction meeting*	 WHELEN



QTY	UOM	PRODUCT NAME	DESCRIPTION	PRODUCT IMAGE
6	Set	Lights - Scene - M9 LED (Standard)	Whelen M Series LED Scene Lights shall be installed (2) two on rear, (2) per side of the ambulance modular body.	
2	Set	Lights - Stop/Turn/Tail - M6 Series LED (Standard)	Whelen M Series LED Brake, Back Up and Turn signals with individual bezels installed on the rear of the module.	
1	Set	Lights - ICC Marker - Red & Amber LED	7 LED Red and & 7 LED Yellow ICC lights installed on the upper module perimeter to meet DOT requirements.	
1	Each	Light - Stepwell - LED	LED Stepwell light installed at the entry steps of the module.	
1	Each	Lights - Tag Bracket - LED	LED lighting installed at the the tag bracket to meet DOT requirements.	
2	Set	Lights - Docking - 6" Oval White	6" LED lights installed at the rear bumper to provide additional back up lighting.	

MODULAR EXTERIOR




QTY	UOM	PRODUCT NAME	DESCRIPTION	PRODUCT IMAGE
1	Each	Shoreline - 30A/120V - Auto Eject - Blue Cover	A 30 amp automatic power line disconnect system shall be furnished for the vehicle shoreline.	
2	Set	Fenderette - Aluminum (Standard)	Polished aluminum fender flair shall be installed around the rear wheel well openings.	
1	Each	Window - Side - Sliding - Dark Tint (Standard)	Tinted high black aluminum framed sliding window is to be centered on the side entry door.	
2	Each	Window - Rear - Fixed - Dark Tint (Standard)	Tinted high black aluminum framed fixed window is to be centered on each rear entry door.	



QTY	UOM	PRODUCT NAME	DESCRIPTION	PRODUCT IMAGE
1	System	Door Locks - Power - 6 Compartments & 2 Entry Doors w Hidden Stealth Switch	Install Power Door locks on all Compartments and Patient Entry Side and Rear Doors. Lock/unlock can be initiated by key fob, remote switch or by Cab & Driver's Side electric locks.	 EVERHARD All Compartment and Entry Doors
1	Set	Compartments - Scorpion - Gray (Standard)	Scorpion coated finish on all exterior compartments.	
1	Set	Drip Rails - Aluminum		Photo Coming Soon

PAINT









QTY	UOM	PRODUCT NAME	DESCRIPTION	PRODUCT IMAGE
1	Each	Paint Type - Modular Body - 1 Color	The module shall be a single tone paint to match the OEM chassis or customer specified paint code.	
1	Each	Paint Type - Chassis - OEM (Standard)	Chassis shall be painted OEM one color to match fleet.	










VINYL GRAPHICS

QTY	UOM	PRODUCT NAME	DESCRIPTION	PRODUCT IMAGE
1	Set	Door Panels - Chevron (Standard)	Aluminum plate door panels on all exterior doors with 12" of reflective chevron.	
Orange and Blue				
1	Each	Vinyl Graphics - Star of Life (Large)	Large printed Star of Life, installed on the front or rear of module. Printed on 3M IJ680CR reflective material. **Color and location to be determined at Precon**	
CUSTOM Swoosh and SOL to match existing units				
1	Set	Vinyl Graphics - Star of Life Reflective Package	KKK-Spec reflective SOL package provided with the graphics package. *Exact color and location to be determined at the pre-construction meeting*	







QTY	UOM	PRODUCT NAME	DESCRIPTION	PRODUCT IMAGE
1	Set	Vinyl Graphics - Lettering & Decals	Lettering and department decals designed and printed on 3M 680CR reflective material and laminated with UV protective laminate.	
1	Each	Rear Chevron - Reflective	Printed rear chevrons that meets the existing fleet/customer specifications. Printed on 3M IJ680CR reflective material. **Color to be determined at Precon**	

MODULAR INTERIOR




QTY	UOM	PRODUCT NAME	DESCRIPTION	PRODUCT IMAGE
1	Each	Panel - Power - Location - Interior (Standard)	A printed circuit board shall be installed in the interior electrical cabinet behind attendant seat.	
2	Set	Antenna - Coax	Two [2] 10-gauge power and two [2] ground wires, two [2] RG58U coax cables, and two [2] PL259 connectors.	
3	Each	Outlet - 12V	12 Volt DC 20 Amp cigar style outlets will be located in the action area and in the advanced life support cabinet. *Exact location & quantity can be changed at pre-construction meeting*	
6	Each	Outlet - 110V - Lighted	110 Volt AC GFI duplex lighted outlets will be located in the action area, the telemetry, as well as the advanced life support cabinet. *Exact location & quantity can be changed at pre-construction meeting*	
1	Each	Outlet - Oxygen - Single	A single O2 outlet provided at the head end of the squad wall. *Exact location & quantity can be changed at pre-construction meeting*	
1	Set	Outlet - Oxygen - Dual	Dual O2 outlets shall be provided in the action area. *Exact location & quantity can be changed at pre-construction meeting*	
1	Each	Outlet - Vacuum	Ohio style quick disconnect vacuum outlet provided in the action area wall.	
1	Each	Electrical System - RCTronics 12V (Standard)	12v RC Tronics switch panel electrical system shall be provided in the cab console and in the action area of the module.	 <small>R.C Tronics</small>











QTY	UOM	PRODUCT NAME	DESCRIPTION	PRODUCT IMAGE
2	Each	Pre Wire - 12V Radio	12v radio pre-wires at the front console and rear action area. *Exact location and quantity can be changed at the pre-construction meeting*	
1	Each	Flooring - Gun Metal Gray - Lonplate 3" (Standard)	Lonplate heavy duty floor covering installed above the PVC sub floor, rolled up on each side 3".	
1	Each	Flooring - Composite PVC Sub Flooring	PVC composite sub flooring shall be installed above the aluminum sub floor.	
1	Set	Cabinets - Plywood - 1 Tone - Matte Gray (Standard)	Cabinets shall be constructed of 3/4" plywood with a high-pressure plastic matte Gray laminate finish.	
1	Set	Windows - Life Defender - Fixed (Standard)	Austin Hardware Gen II Life Defender cabinets, with clear plexi and fixed sliding windows.	
1	Each	Seat - CPR		Photo Coming Soon
1	Each	Countertops - Gray (Standard)	Solid Surface material counter tops at the action and telemetry areas. Gray in color.	
1	Each	Cabinet - Plywood - Over Rear Door	Cabinet located over the rear entry door, providing one storage section.	
1	Each	Cabinet - Plywood - Squad Bench Overhead	Cabinet located over the squad bench, divided into two separate storage sections.	
1	Each	Cabinet - Plywood - Glove Box	Cabinet located over the side entry door, providing storage for three glove boxes.	
1	Each	Cabinet Add On #1	Non Standard Additional Cabinet Add On	+ CABINET Add-Ons

Add 110V in overhead squad bench cabinet closest to curbside entry door


QTY	UOM	PRODUCT NAME	DESCRIPTION	PRODUCT IMAGE
1	Each	Cabinet Add On #2	Non Standard Additional Cabinet Add On	
Cabinet above pass thru				
1	Each	Cabinet Add On #3	Non Standard Additional Cabinet Add On	
Cabinet below pass thru				
1	System	Insulation - Polyfiber (Standard)	The modular ambulance body shall be insulated with a non-flammable Polyfiber insulation.	
1	Each	Defibrillator Mount for Lifepak 12/15- Ferno	A Ferno Life Pack 12/15 monitor mount shall be supplied and installed at delivery. Customer location determined during the pre-build conference.	
1	Each	Heater - Aux 110 - 1500W	A 110v auxiliary heater shall be supplied and installed. Location shall be determined during the pre-build conference.	
Mounted above CPR seat				
6	Each	Emergency Release Latch	Curb and Rear entry doors shall come with upper and lower emergency release latches, in the event of failure to exit the module.	

MODULAR INTERIOR DETAILS





QTY	UOM	PRODUCT NAME	DESCRIPTION	PRODUCT IMAGE
1	Each	Suction - Rico - Action Area (Standard)	A RICO RS4X disposable aspirator will be installed in the action area and connected to the vacuum inlet by a quick connect coupler.	
1	Each	Vacuum Pump	Electric vacuum pump installed in the L-2 exterior compartment, plumbed to the vacuum outlet on the rear action area wall.	
3	Each	Seat Belt - 6 Point Harness	All seated positions shall have a 6 point safety harness seat belt system.	

QTY	UOM	PRODUCT NAME	DESCRIPTION	PRODUCT IMAGE
1	Each	Safety Net - Yellow Angled (Standard)	A yellow safety net shall be provided and installed at the head end of the squad bench.	
2	Each	Grab Rail - Ceiling - 80" Yellow (Standard)	1.25" diameter x 80" yellow grab bars shall be provided and securely fastened to the ceiling over the primary cot and over the squad bench. *Exact location & quantity can be changed at pre-construction meeting*	
3	Each	Grab Handle - 18" Yellow (Standard)	1.25" diameter x 18" yellow grab bars shall be provided at each entry door. *Exact location & quantity can be changed at pre-construction meeting*	
3	Each	Grab Handle - Interior V Style - Yellow (Standard)	V-Style yellow grab handles shall be provided on the side and rear entry doors.	
1	Each	Timer - 15 Minute Delay	A 15-minute mechanical timer shall be provided and installed at the head of squad bench adjacent to the side entry door. Timer to control the curb side dome lights.	
1	Each	Clock - Digital - Intellitec (Standard)	A digital EMS clock shall be provided at the Action Area wall.	
2	Set	IV Hanger - Ceiling Mount (Standard)	IV Hangers will be recessed in the ceiling over the head and foot end of the primary cot.	
1	System	Upholstery - Vinyl - Gunmetal Gray (Standard)	Seamless vacuum formed vinyl material, gun metal gray, provided on the attendant seat, squad bench cushions and CPR cushions.	
1	Set	Seat - Attendant Child 3 Point Safety - Gunmetal Gray w Swivel Base - Wise (Standard)	Attendant seat with child safety seat, 3 point harness and swivel base shall be located at the head end of the primary cot.	
1	System	Riser - Stainless Steel - Interior		Photo Coming Soon
1	System	Cot Fastener - Power Load - Stryker (Customer Supplied)	A Power Load cot fastener shall be center mounted on the floor of the module.	

Customer supplied floor plate and power load

QTY	UOM	PRODUCT NAME	DESCRIPTION	PRODUCT IMAGE
1	System	Cot Fastener Mount - Center (Standard)	The cot fastener shall be center mounted in the patient module.	

HVAC SYSTEM

QTY	UOM	PRODUCT NAME	DESCRIPTION	PRODUCT IMAGE
1	System	AC - 12 Volt - Ducted with Bottom Mount Condenser (Standard)	Hoseline brushless 12VDC HVAC system located on the front bulkhead and shall be ducted down the ceiling of the patient compartment.	
1	Each	Exhaust Fan	The patient compartment shall be ventilated with fresh outside air via one (1) static intake vent and one (1) power exhaust vent.	
2	Each	Cowl Vent	An aluminum cowl vent shall be provided on the exterior to cover the intake vent.	
1	Each	Filter - Hepa	A hepa filter shall be installed in the HVAC intake.	

WE LOOK FORWARD TO BUILDING THIS AMAZING VEHICLE FOR YOUR DEPARTMENT!