



November 1, 2022

Ms. Sandy Riffle, CMC, CBTO
Interim City Clerk
City of Edgewood
405 Bagshaw Way
Edgewood, FL 32809-3406

**RE: 524 Harbour Island Rd - boat dock site inspection
CPH project number E7601**

Dear Ms. Riffle;

As a follow up to the previous City Council meeting and at the request of the applicant and the City, we visited the site today to take field measurements of the two stakes placed in the canal. The stakes are 2"x6" wood boards and are placed to mark the outer corners of the proposed boat dock. We understand they were placed by the dock builder.

We utilized a kayak and 100-foot tape to take measurements from the seawall to the farthest side of the stakes to determine the placement of the stakes. We also measured the distance from the proposed corner of the dock (stake) to the closest corner of the dock on the opposite side of the canal, at 449 Harbour Oaks Point Drive.

Based on our measurements, the distance between the stake (for the proposed dock) and the corner of the existing dock noted above is 28'-4", which was also the approximate distance to the corner of the pontoon boat moored at said dock. Per City code, the proposed dock, based on the stakes in the water, will be more than 25 feet from either the existing dock or the moored boat.

We have attached a copy of our measurements and calculations, written on the original plan sheet submitted by the applicant. Based on our inspection, the stakes in the water marking the location of the proposed dock appears to meet all the necessary requirements of the City Code, Chapter 14, Section 14-11(b).

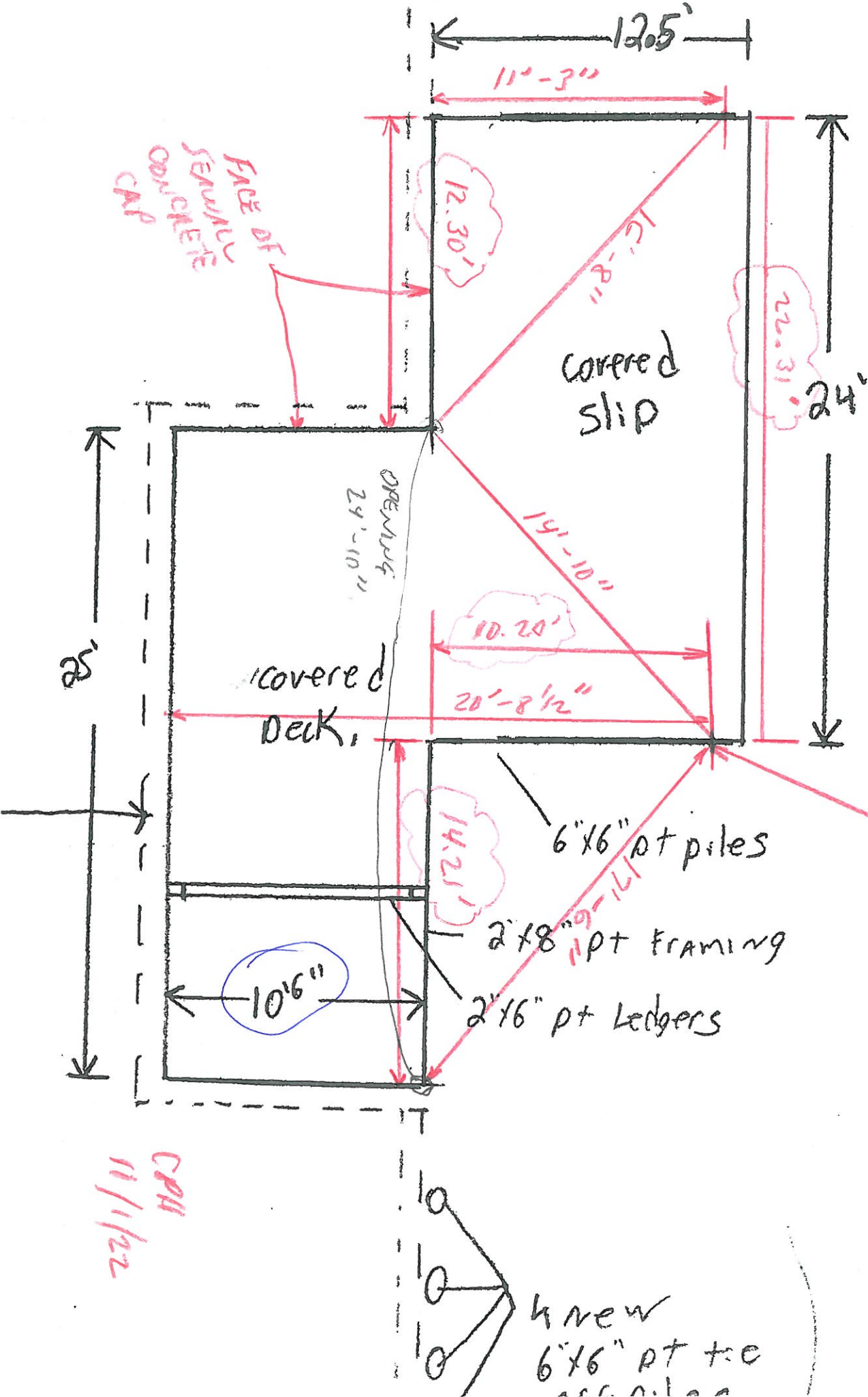
Sincerely,
CPH, LLC

A handwritten signature in black ink, appearing to read 'Allen C. Lane, Jr.', is positioned below the typed name.

Allen C. Lane, Jr., P.E.
Sr. Project Manager


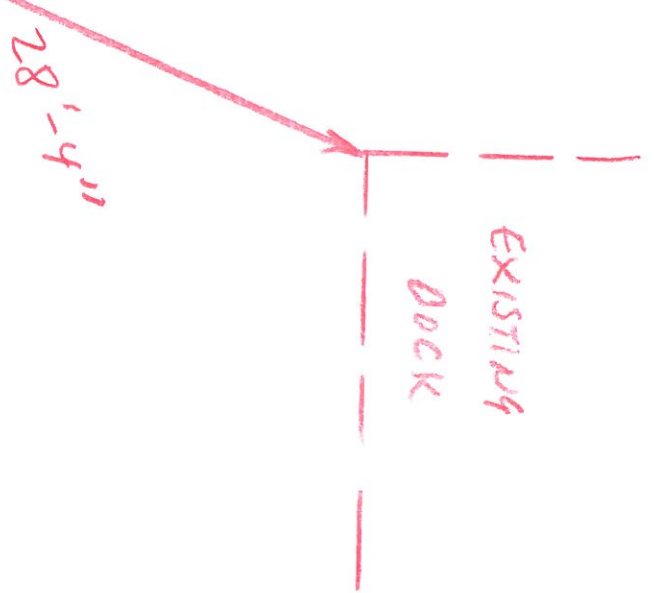
CC: file

J:\E7601\Civil\City Plans-Application Review\524 Harbour Isl boat doc app\letters\524 Harbour Island Rd - Boat Dock site inspection 11-1-22.docx



turbidity Barrier

XX XX CALCULATED LENGTHS
 16'-8" FIELD MEASURED LENGTHS
 29'-10" OPENING IN SEWAGE (MEASURED)



CELL 11/1/22