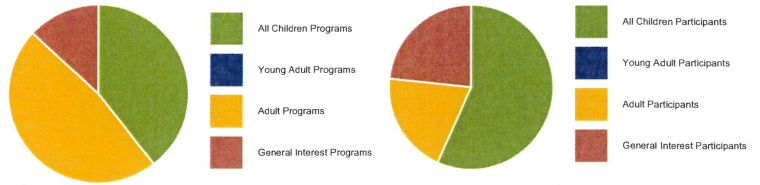


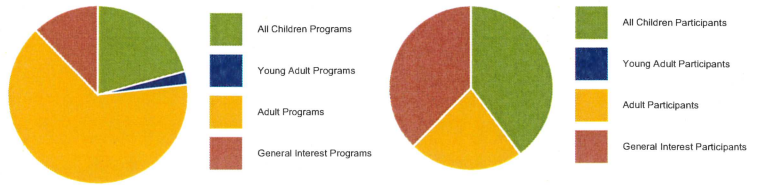
# James Kennedy Public Library

July, 2025 - April, 2026

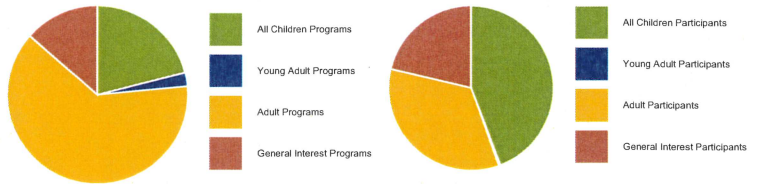
July					
Overview					
All Children Programs	39	39.39%	All Children Participants	2176	56.68%
Young Adult Programs	0	0%	Young Adult Participants	0	0%
Adult Programs	47	47.47%	Adult Participants	766	19.95%
General Interest Programs	13	13.13%	General Interest Participants	897	23.37%
Total Programs	99		Total Participants	3839	



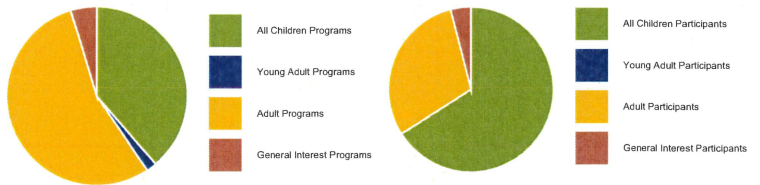
August					
Overview					
All Children Programs	17	20.73%	All Children Participants	1617	39.79%
Young Adult Programs	2	2.44%	Young Adult Participants	3	0.07%
Adult Programs	53	64.63%	Adult Participants	918	22.59%
General Interest Programs	10	12.2%	General Interest Participants	1526	37.55%
Total Programs	82		Total Participants	4064	



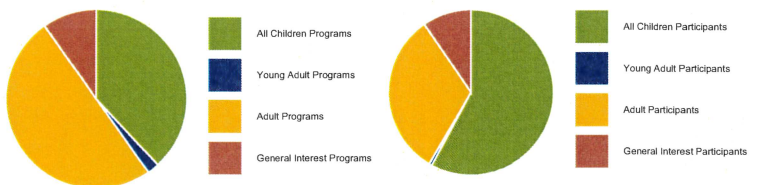
September					
Overview					
All Children Programs	17	20.99%	All Children Participants	1121	44.19%
Young Adult Programs	2	2.47%	Young Adult Participants	8	0.32%
Adult Programs	51	62.96%	Adult Participants	867	34.17%
General Interest Programs	11	13.58%	General Interest Participants	541	21.32%
Total Programs	81		Total Participants	2537	



October					
Overview					
All Children Programs	41	38.68%	All Children Participants	2463	65.96%
Young Adult Programs	2	1.89%	Young Adult Participants	0	0%
Adult Programs	58	54.72%	Adult Participants	1121	30.02%
General Interest Programs	5	4.72%	General Interest Participants	150	4.02%
Total Programs	106		Total Participants	3734	




November					
Overview					
All Children Programs	35	38.04%	All Children Participants	1266	57.86%
Young Adult Programs	2	2.17%	Young Adult Participants	13	0.59%
Adult Programs	46	50%	Adult Participants	698	31.9%
General Interest Programs	9	9.78%	General Interest Participants	211	9.64%
Total Programs	92		Total Participants	2188	



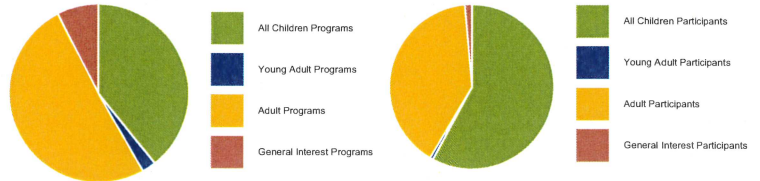
# James Kennedy Public Library

## July, 2025 - April, 2026

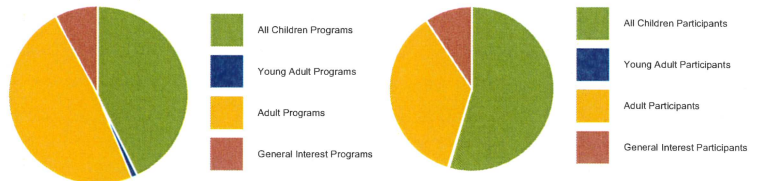
December					
Overview					
All Children Programs	31	37.35%	All Children Participants	1028	26.84%
Young Adult Programs	2	2.41%	Young Adult Participants	22	0.57%
Adult Programs	43	51.81%	Adult Participants	713	18.62%
General Interest Programs	7	8.43%	General Interest Participants	2067	53.97%
<b>Total Programs</b>	<b>83</b>		<b>Total Participants</b>	<b>3830</b>	




January					
Overview					
All Children Programs	31	39.24%	All Children Participants	1093	57.89%
Young Adult Programs	2	2.53%	Young Adult Participants	12	0.64%
Adult Programs	40	50.63%	Adult Participants	757	40.1%
General Interest Programs	6	7.59%	General Interest Participants	26	1.38%
<b>Total Programs</b>	<b>79</b>		<b>Total Participants</b>	<b>1888</b>	



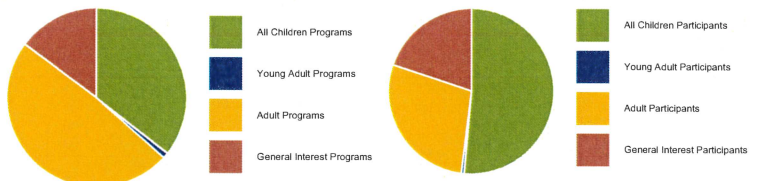
February					
Overview					
All Children Programs	38	42.7%	All Children Participants	1303	54.45%
Young Adult Programs	1	1.12%	Young Adult Participants	7	0.29%
Adult Programs	43	48.31%	Adult Participants	858	35.85%
General Interest Programs	7	7.87%	General Interest Participants	225	9.4%
<b>Total Programs</b>	<b>89</b>		<b>Total Participants</b>	<b>2393</b>	



March					
Overview					
All Children Programs	40	39.22%	All Children Participants	1301	29.52%
Young Adult Programs	1	0.98%	Young Adult Participants	4	0.09%
Adult Programs	49	48.04%	Adult Participants	769	17.45%
General Interest Programs	12	11.76%	General Interest Participants	2333	52.94%
<b>Total Programs</b>	<b>102</b>		<b>Total Participants</b>	<b>4407</b>	



April					
Overview					
All Children Programs	36	35.64%	All Children Participants	1460	51.43%
Young Adult Programs	1	0.99%	Young Adult Participants	15	0.53%
Adult Programs	49	48.51%	Adult Participants	801	28.21%
General Interest Programs	15	14.85%	General Interest Participants	563	19.83%
<b>Total Programs</b>	<b>101</b>		<b>Total Participants</b>	<b>2839</b>	



# James Kennedy Public Library

## July, 2025 - April, 2026

Year in Review					
Overview					
All Children Programs	325	35.56%	All Children Participants	14828	46.75%
Young Adult Programs	15	1.64%	Young Adult Participants	84	0.26%
Adult Programs	479	52.41%	Adult Participants	8268	26.07%
General Interest Programs	95	10.39%	General Interest Participants	8539	26.92%
<b>Total Programs</b>	<b>914</b>		<b>Total Participants</b>	<b>31719</b>	

