

Dyersville Police Department Monthly Report

October 15th – November 15th, 2023

New County RMS software –

The Dubuque County Sheriff's Department is beginning its search for new software for the county to use. It is our hope that the new software will be able to incorporate all the police departments in the county. Previously, Dyersville and Cascade could not use the software, as we are in two counties and the software was not set up for such a scenario. We have been working with Sheriff Kennedy to see if we can build a system to be all inclusive to streamline our agencies and increase cooperation among departments. This new software is being developed for deployment in 2025 or 2026.

Update – Schroeder attended a presentation by Central Square as a possible vendor of new software. Central Square is the current vendor but has made substantial updates to their software. 10/19/23

Night Qualification –

10/25/23. All officers qualified on our new handguns. The handguns are Glock 17, 9mm with red-dot systems and integrated flashlights. The guns worked really well and the officers shot much better with the new system. Other departments also attended the night qualification – Peosta PD, Epworth PD. The qualification was put on by Peosta PD and Iowa DNR. Thanks to the instructors Nate Johnson, Iowa DNR and Eric Maas, Peosta PD. Also, Brent Fox, Asbury PD assisted with installation of the Red Dot system and sighting in of the weapons.

Halloween –

10/31/23. Two officers worked Halloween to help make the night safe for the Trick or Treaters. They also gave out candy while on patrol.

UPCOMING ******DARE GRADUATION**** November 28 at 6:30 PM -- St Francis Auditorium**

Public is invited to attend!!!


DYERSVILLE POLICE DEPT

Call Type Monthly Comparison

10/01/2023 thru 10/31/2023

Agency Code: All Agency Type: All

CFS / Month



	2023 Oct	Total
ACCH&R	1	1
ACCPD	6	6
ALARM	3	3
AMB	11	11
ANIMAL	14	14
ATL	5	5
BCHK	48	48
BUS	1	1
CAI	15	15
CIVIL	3	3

	2023 Oct	Total
DELASSIS	3	3
DHS	1	1
DIS	2	2
DOM	1	1
DUBASSIS	13	13
FIRE	1	1
FNGRPRT	1	1
FOLLOWUP	15	15
FOUND	2	2
INFO	1	1
ISPASSIS	1	1
MOTASSIS	11	11
NOISE	2	2
NUI	3	3
OTHER	1	1
PARK	4	4
PATROL	79	79
PBX	2	2
PUBSERV	20	20
RADA	7	7
ROADHAZ	7	7
SALVAGE	1	1
SUSP	5	5
THEFT	1	1

	2023 Oct	Total
TRAFFIC	2	2
TRAINING	3	3
TRES	1	1
TS	58	58
VACATION	9	9
VD	1	1
WA	5	5
WELFARE	7	7
Total	377	377

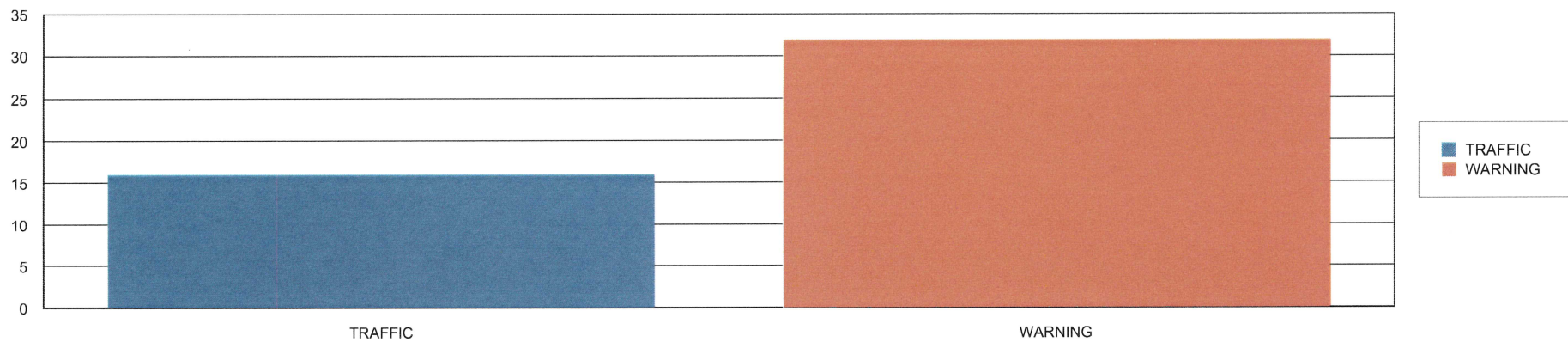
DYERSVILLE POLICE DEPT

Citation Report

10/01/2023 thru 10/31/2023

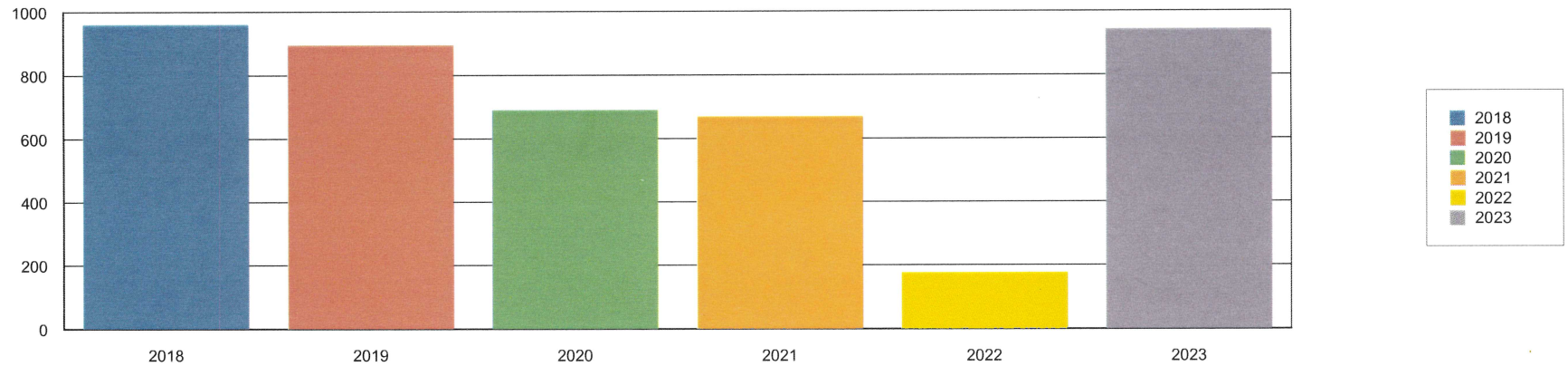
Charge Section Code		# of Municipal	# of Traffic	# of Warning	# of Parking	*****SEX*****		*****RACE*****		
						Male	Female	White	Black	Other
321.174(1)	NO VALID DRIVERS LICENSE	0	1	0	0	1	0	0	1	0
321.193	VIOLATION OF RESTRICTED LICENS	0	1	0	0	1	0	1	0	0
321.277A	CARELESS DRIVING	0	1	0	0	1	0	1	0	0
321.285	SPEEDING	0	0	2	0	1	1	2	0	0
321.288(1)	FAILURE TO MAINTAIN CONTROL	0	1	0	0	1	0	1	0	0
321.323	UNSAFE BACKING ON HIGHWAY	0	1	0	0	0	1	1	0	0
321.385	INSUFFICIENT # OF HEADLAMPS	0	0	13	0	8	5	12	1	0
321.387	IMPROPER REAR LAMPS	0	0	8	0	5	3	8	0	0
321.98(1)(a)	OPERATE W/O REGISTRATION/PLATE	0	0	2	0	1	1	2	0	0
62.01(1)	D-OPERATING NON-REGISTERED VEH	0	1	0	0	0	1	1	0	0
DY/62.01(1)	DY/62.01(1)	0	3	0	0	3	0	3	0	0
DY/62.01(109)	DY/62.01(109)	0	0	1	0	1	0	1	0	0
DY/62.01(11)	DY/62.01(11)	0	1	0	0	1	0	1	0	0
DY/62.01(138)	DY/62.01(138)	0	1	0	0	1	0	1	0	0
DY/62.01(15)	DY/62.01(15)	0	2	0	0	2	0	1	1	0
DY/62.01(2)-A	DY/62.01(2)-A	0	3	0	0	2	1	2	1	0
DY/62.01(73)	DY/62.01(73)	0	0	1	0	1	0	1	0	0
DY/62.01(75)	DY/62.01(75)	0	0	1	0	0	1	0	0	1
DY/63.01-C	DY/63.01-C	0	0	3	0	1	2	3	0	0
DY/63.01-F	DY/63.01-F	0	0	1	0	1	0	1	0	0
Total		0	16	32	0	32	16	43	4	1

CITATION TYPE COUNT



Citations for the last 5 years	2018	2019	2020	2021	2022	2023	Total
Traffic	261	215	124	277	86	246	1,209
Warning	701	682	567	393	91	698	3,132
Parking	0	0	0	0	0	1	1
Total	962	897	691	670	177	945	4,342

CITATIONS PER YEAR



DYERSVILLE POLICE DEPT

Arrest Report

10/01/2023 thru 10/31/2023

	0	0	0	0	0	0	0	0
Total	0	0	0	0	0	0	0	0

Breakout of Arrest Charges "THIS IS NOT A COUNT OF ARREST, BUT A COUNT OF ARREST CHARGES"

IBR Code	Count	%
Total		

Arrest for the last 5 years	2018	2019	2020	2021	2022	2023	Total
Total	162	92	75	101	67	48	545