


DYERSVILLE POLICE DEPT
Call Type Monthly Comparison

01/01/2024 thru 01/31/2024

Agency Code: All Agency Type: All

CFS / Month



| | 2024 Jan | Total |
|--------|-------------|-------|
| AB | 2 | 2 |
| ACCH&R | 1 | 1 |
| ACCPD | 2 | 2 |
| ACCPI | 1 | 1 |
| ALARM | 3 | 3 |
| AMB | 7 | 7 |
| ANIMAL | 9 | 9 |
| ATL | 7 | 7 |
| BCHK | 63 | 63 |
| BUS | 1 | 1 |

| | 2024 Jan | Total |
|----------|-------------|-------|
| CAI | 8 | 8 |
| CANCLD | 2 | 2 |
| CIVIL | 1 | 1 |
| DELASSIS | 5 | 5 |
| DISORDER | 1 | 1 |
| DUBASSIS | 7 | 7 |
| FIRE | 2 | 2 |
| FIREW | 1 | 1 |
| FNGRPRT | 1 | 1 |
| FOLLOWUP | 15 | 15 |
| FRAUD | 1 | 1 |
| GAS ODOR | 1 | 1 |
| INFO | 1 | 1 |
| ISPASSIS | 1 | 1 |
| MOTASSIS | 17 | 17 |
| NEIGHBOR | 2 | 2 |
| NOISE | 2 | 2 |
| NUI | 2 | 2 |
| OPEN | 3 | 3 |
| OTHER | 9 | 9 |
| PARK | 33 | 33 |
| PATROL | 69 | 69 |
| PBX | 4 | 4 |
| PUBSERV | 21 | 21 |

| | 2024 Jan | Total |
|----------|-------------|-------|
| RADA | 1 | 1 |
| ROADHAZ | 3 | 3 |
| SALVAGE | 1 | 1 |
| SNOWTOW | 2 | 2 |
| SUSP | 5 | 5 |
| THEFT | 1 | 1 |
| TOW | 1 | 1 |
| TRAFFIC | 1 | 1 |
| TRES | 3 | 3 |
| TS | 58 | 58 |
| VACATION | 37 | 37 |
| VD | 3 | 3 |
| WA | 2 | 2 |
| WELFARE | 10 | 10 |
| WS | 1 | 1 |
| Total | 434 | 434 |

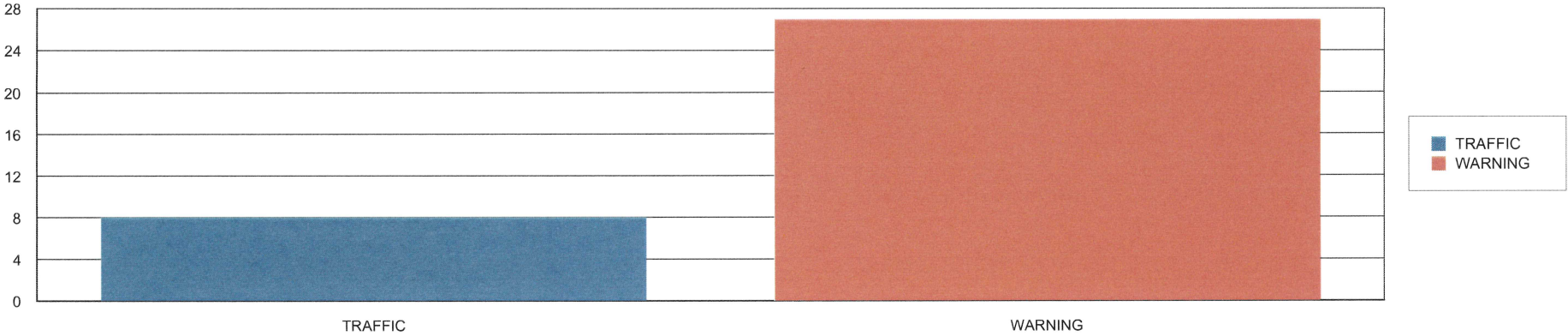
DYERSVILLE POLICE DEPT

Citation Report

01/01/2024 thru 01/31/2024

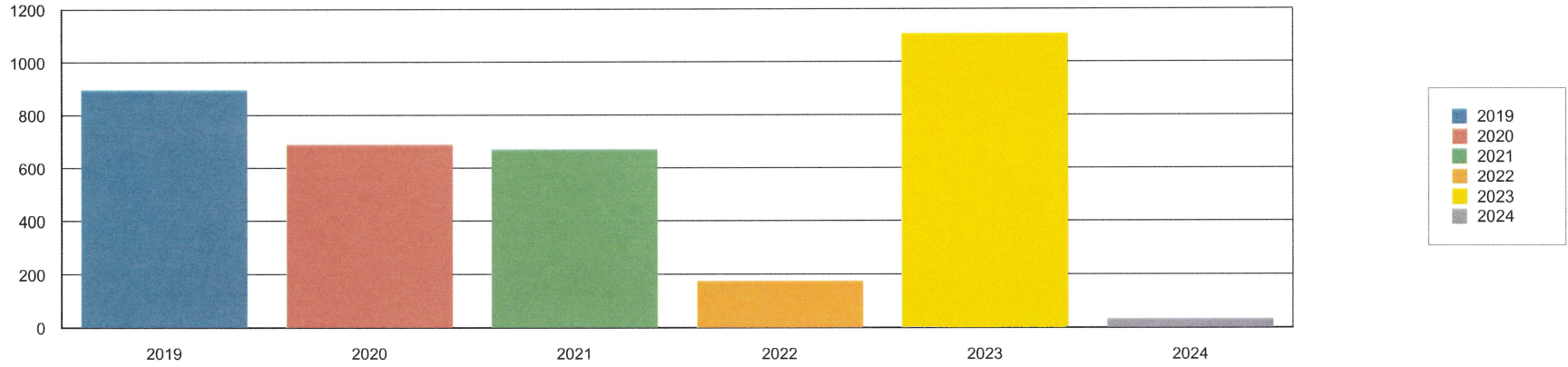
| Charge Section Code | # of Municipal | # of Traffic | # of Warning | # of Parking | *****SEX***** | | *****RACE***** | | |
|---------------------|-------------------|-----------------|-----------------|-----------------|---------------|-----------|----------------|----------|----------|
| | | | | | Male | Female | White | Black | Other |
| 321.17 | 0 | 0 | 1 | 0 | 0 | 1 | 1 | 0 | 0 |
| 321.20B | 0 | 1 | 0 | 0 | 1 | 0 | 1 | 0 | 0 |
| 321.256 | 0 | 1 | 1 | 0 | 1 | 1 | 2 | 0 | 0 |
| 321.285 | 0 | 0 | 1 | 0 | 0 | 1 | 1 | 0 | 0 |
| 321.285 | 0 | 0 | 6 | 0 | 2 | 4 | 6 | 0 | 0 |
| 321.307 | 0 | 1 | 0 | 0 | 1 | 0 | 1 | 0 | 0 |
| 321.385 | 0 | 0 | 6 | 0 | 3 | 3 | 6 | 0 | 0 |
| 321.387 | 0 | 0 | 3 | 0 | 1 | 2 | 3 | 0 | 0 |
| 321.445 | 0 | 0 | 1 | 0 | 1 | 0 | 1 | 0 | 0 |
| DY/62.01(1) | 0 | 1 | 1 | 0 | 0 | 2 | 2 | 0 | 0 |
| DY/62.01(109) | 0 | 0 | 1 | 0 | 1 | 0 | 1 | 0 | 0 |
| DY/62.01(11) | 0 | 1 | 0 | 0 | 1 | 0 | 1 | 0 | 0 |
| DY/62.01(15) | 0 | 1 | 0 | 0 | 1 | 0 | 1 | 0 | 0 |
| DY/62.01(2)-A | 0 | 1 | 0 | 0 | 1 | 0 | 1 | 0 | 0 |
| DY/62.01(75) | 0 | 0 | 1 | 0 | 1 | 0 | 1 | 0 | 0 |
| DY/63.01-C | 0 | 0 | 2 | 0 | 0 | 2 | 2 | 0 | 0 |
| DY/63.01-D | 0 | 0 | 3 | 0 | 2 | 1 | 2 | 0 | 1 |
| DY/63.01-F | 0 | 1 | 0 | 0 | 1 | 0 | 1 | 0 | 0 |
| Total | 0 | 8 | 27 | 0 | 18 | 17 | 34 | 0 | 1 |

CITATION TYPE COUNT



| Citations for the last 5 years | 2019 | 2020 | 2021 | 2022 | 2023 | 2024 | Total |
|--------------------------------|------|------|------|------|-------|------|-------|
| Traffic | 215 | 124 | 277 | 86 | 295 | 8 | 1,005 |
| Warning | 682 | 567 | 393 | 91 | 813 | 27 | 2,573 |
| Parking | 0 | 0 | 0 | 0 | 1 | 0 | 1 |
| Total | 897 | 691 | 670 | 177 | 1,109 | 35 | 3,579 |

CITATIONS PER YEAR



DYERSVILLE POLICE DEPT

Arrest Report

01/01/2024 thru 01/31/2024

| IBR Code | # of Arrests | *****SEX***** | | *****RACE***** | | | *****ETHNIC***** | |
|--------------------------|--------------|---------------|----------|----------------|----------|----------|------------------|----------|
| | | Male | Female | Black | White | Other | Hisp | Non |
| 23C-Shoplifting | 3 | 3 | 0 | 2 | 1 | 0 | 0 | 3 |
| 280-Stolen Prop Offenses | 1 | 1 | 0 | 1 | 0 | 0 | 0 | 1 |
| 35A-Drug/Narc Violation | 1 | 0 | 1 | 0 | 1 | 0 | 0 | 1 |
| INFO-INFORMATION ONLY | 1 | 1 | 0 | 0 | 1 | 0 | 0 | 1 |
| Total | 6 | 5 | 1 | 3 | 3 | 0 | 0 | 6 |

| Breakout of Arrest Charges "THIS IS NOT A COUNT OF ARREST, BUT A COUNT OF ARREST CHARGES" | | Count | % |
|---|--|----------|--------|
| 23C - Shoplifting | | 3 | 33.33% |
| 280 - Stolen Prop Offenses | | 1 | 11.11% |
| 35A - Drug/Narc Violation | | 2 | 22.22% |
| 35B - Drug Equip Violation | | 1 | 11.11% |
| INFO - INFORMATION ONLY | | 2 | 22.22% |
| Total | | 9 | |

| Arrest for the last 5 years | 2019 | 2020 | 2021 | 2022 | 2023 | 2024 | Total |
|-----------------------------|-----------|-----------|------------|-----------|-----------|----------|------------|
| Total | 92 | 75 | 101 | 67 | 69 | 6 | 410 |