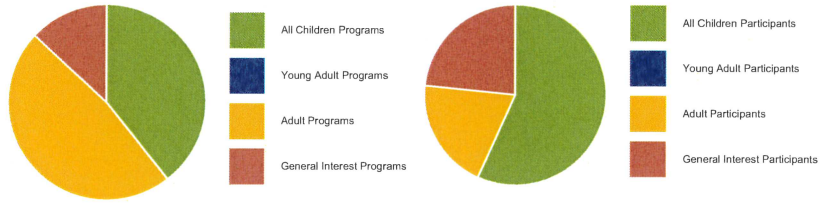
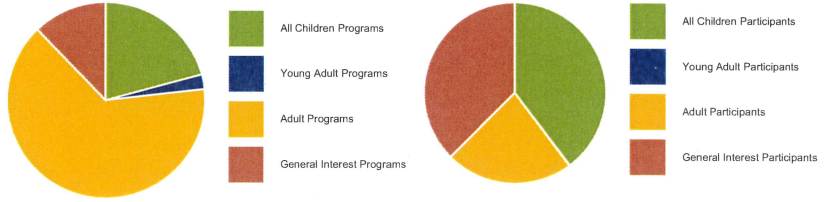


# July, 2025 - March, 2026

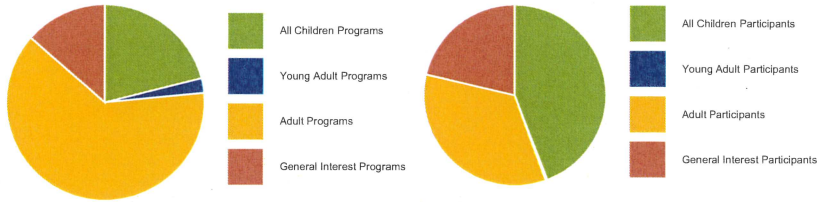
July					
Overview					
All Children Programs	39	39.39%	All Children Participants	2176	56.68%
Young Adult Programs	0	0%	Young Adult Participants	0	0%
Adult Programs	47	47.47%	Adult Participants	766	19.95%
General Interest Programs	13	13.13%	General Interest Participants	897	23.37%
Total Programs	99		Total Participants	3839	



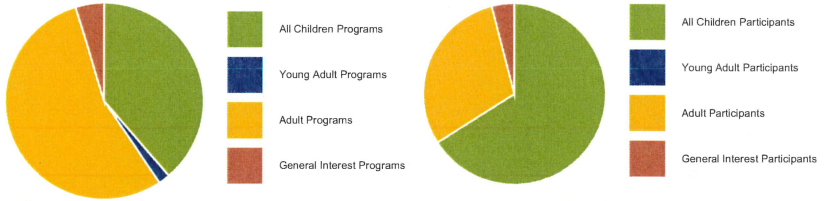
August					
Overview					
All Children Programs	17	20.73%	All Children Participants	1617	39.79%
Young Adult Programs	2	2.44%	Young Adult Participants	3	0.07%
Adult Programs	53	64.63%	Adult Participants	918	22.59%
General Interest Programs	10	12.2%	General Interest Participants	1526	37.55%
Total Programs	82		Total Participants	4064	



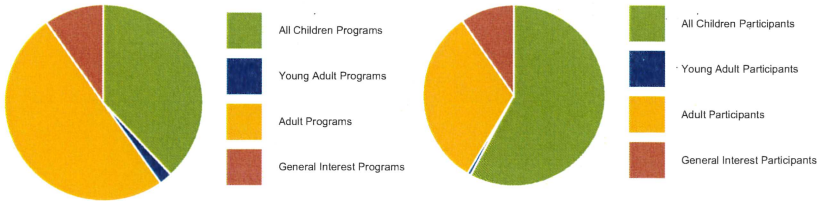
September					
Overview					
All Children Programs	17	20.99%	All Children Participants	1121	44.19%
Young Adult Programs	2	2.47%	Young Adult Participants	8	0.32%
Adult Programs	51	62.96%	Adult Participants	867	34.17%
General Interest Programs	11	13.58%	General Interest Participants	541	21.32%
Total Programs	81		Total Participants	2537	



October					
Overview					
All Children Programs	41	38.68%	All Children Participants	2463	65.96%
Young Adult Programs	2	1.89%	Young Adult Participants	0	0%
Adult Programs	58	54.72%	Adult Participants	1121	30.02%
General Interest Programs	5	4.72%	General Interest Participants	150	4.02%
Total Programs	106		Total Participants	3734	


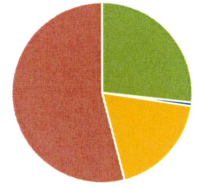
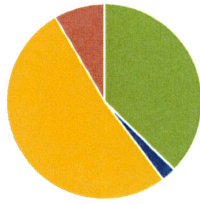


November					
Overview					
All Children Programs	35	38.04%	All Children Participants	1266	57.86%
Young Adult Programs	2	2.17%	Young Adult Participants	13	0.59%
Adult Programs	46	50%	Adult Participants	698	31.9%
General Interest Programs	9	9.78%	General Interest Participants	211	9.64%
Total Programs	92		Total Participants	2188	

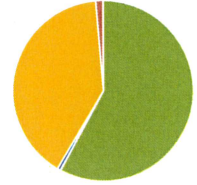
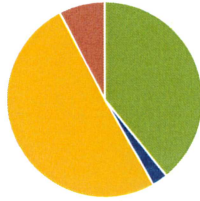


# July, 2025 - March, 2026

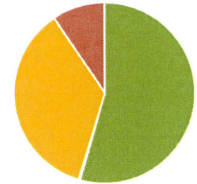
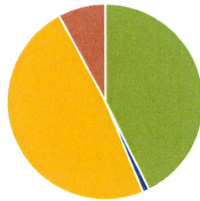
December					
Overview					
All Children Programs	31	37.35%	All Children Participants	1028	26.84%
Young Adult Programs	2	2.41%	Young Adult Participants	22	0.57%
Adult Programs	43	51.81%	Adult Participants	713	18.62%
General Interest Programs	7	8.43%	General Interest Participants	2067	53.97%
Total Programs	83		Total Participants	3830	



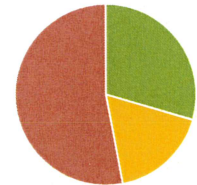
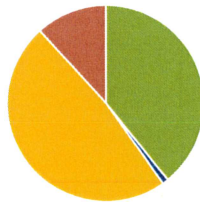
January					
Overview					
All Children Programs	31	39.24%	All Children Participants	1093	57.89%
Young Adult Programs	2	2.53%	Young Adult Participants	12	0.64%
Adult Programs	40	50.63%	Adult Participants	757	40.1%
General Interest Programs	6	7.59%	General Interest Participants	26	1.38%
Total Programs	79		Total Participants	1888	



February					
Overview					
All Children Programs	38	42.7%	All Children Participants	1303	54.45%
Young Adult Programs	1	1.12%	Young Adult Participants	7	0.29%
Adult Programs	43	48.31%	Adult Participants	858	35.85%
General Interest Programs	7	7.87%	General Interest Participants	225	9.4%
Total Programs	89		Total Participants	2393	



March					
Overview					
All Children Programs	40	39.22%	All Children Participants	1301	29.52%
Young Adult Programs	1	0.98%	Young Adult Participants	4	0.09%
Adult Programs	49	48.04%	Adult Participants	769	17.45%
General Interest Programs	12	11.76%	General Interest Participants	2333	52.94%
Total Programs	102		Total Participants	4407	



Year in Review					
Overview					
All Children Programs	289	35.55%	All Children Participants	13368	46.29%
Young Adult Programs	14	1.72%	Young Adult Participants	69	0.24%
Adult Programs	430	52.89%	Adult Participants	7467	25.86%
General Interest Programs	80	9.84%	General Interest Participants	7976	27.62%
Total Programs	813		Total Participants	28880	

