

Dyersville Police Department Monthly Report

August 15th, 2025 – September 15th, 2025

8/18 Ashley Hinson Visits Field of Dreams

Asst. Chief Tuegel assisted with a visit from Ashley Hinson.

8/19 Dubuque 911 Meeting

Chief Schroeder attended the meeting virtually.

8/20 Dyersville Elementary Staff Safety Presentation

Asst. Chief Tuegel attended a Safety Presentation meeting presented to staff by Sara Kamm of the Dubuque Sheriff's Department. This training is presented to all schools in the district. In the past it was done as a group, but this year they moved it to individual schools so each building's needs and questions could be addressed.

8/21 Riverview Center Training

Captain Dupont attended virtual training put on by the Riverview Center in Dubuque.

9/4 Humane Society

Chief Schroeder attended a meeting with members of the Dubuque Humane Society to discuss changes to our current contract.

9/8 SART Conference

Captain Dupont attended the Sexual Assault Response Team conference.

Dyersville Elementary & Beckman Lock Down Drills

Beckman Lock Down Drill September 16th.

Dyersville Elementary Lock Down Drill September 30th

We are expecting members of both the Dubuque County and Delaware County Sheriffs Departments to assist with the lock downs.

Speed Trailer

Our speed trailer has moved to 3rd Street SW. If you've travelled along that road lately, I'm sure you've noticed cars have really slowed down!

Tim McGraw / Nickelback Concert Summary

Assisting Agencies –

Dubuque County Sheriff's Office

Iowa State Patrol

Dubuque EMA

Federal Bureau of Investigation

Iowa State Fire Marshall's Office

Iowa National Guard

Hawkeye Medical Services

CN RR

Dyersville Fire Department

The above agencies all played an important role in making the concerts a success.

One of the biggest concerns was traffic getting in, parking, and more importantly getting out when it was time to go home. Traffic flowed in smoothly and continuously throughout the day, which alleviated feared congestion. We also planned for several routes into the venue from different directions. An additional parking lot was added, bringing the total to three. Variable Message Boards were once again used to direct traffic. (Although as of Friday morning, all of them were sending vehicles in the wrong directions). Although time did not permit a centralized drop off point for those getting a ride to the field, we were able to coordinate a centralized pick-up point for after the concert. The combination of road closures, traffic control and signage led to very organized and quick parking.

The concert went off as planned, and no incidents other than medical were reported during the shows. We did have one arrest after the Sunday show, and the individual was arrested and transported to the Dubuque Law Enforcement Center by the Dyersville Police Department.

Egress from the venue went much smoother than expected with all vehicles departing the three lots in under 2 hours both nights.

The success of this event was dependent on the agencies participating. With the number of officers, we were able to set up a perimeter around the event area, another perimeter around the concert area, the concert area itself, and cover all the roads in and out, as well as the City of Dyersville. We were also able to get the acts from The Dubuque Regional Airport to the event without incident.


A big shout out goes to the officers of the Dyersville Police Department. All officers worked during the holiday weekend. It is very difficult to know what to expect or how to assign officers for an event like this. Ultimately, our city and department were responsible for all 30, 000 of our guests. I asked our officers for them to remain fluid throughout the event and respond to whatever issue may arise – and that included both the city and the event. Our officers responded with professionalism second to none! Most of our officers have never worked on an event with this many people, but you wouldn't be able to tell. I couldn't be more pleased with my staff's performance.

DYERSVILLE POLICE DEPT
Call Type Monthly Comparison

08/01/2025 thru 08/31/2025

Agency Code: All Agency Type: All

CFS / Month



	2025 Aug	Total
ACCPD	6	6
ALARM	6	6
AMB	17	17
ANIMAL	10	10
ATL	15	15
ATV	1	1
BCHK	45	45
CAI	18	18
CANCLD	1	1
DELASSIS	2	2

	2025 Aug	Total
DIS	3	3
DOM	1	1
DOMASSAU	1	1
DUBASSIS	5	5
FIRE	1	1
FNGRPRT	1	1
FOLLOWUP	22	22
FOUND	9	9
FRAUD	2	2
HARASS	3	3
INFO	2	2
INTOX	2	2
LITTER	2	2
MENTAL	1	1
MISSING	1	1
MOTASSIS	5	5
NEIGHBOR	1	1
NOISE	1	1
NUI	10	10
OAA	3	3
OPEN	5	5
OTHER	4	4
PARK	5	5
PATROL	70	70

	2025 Aug	Total
PBX	1	1
PEACE	1	1
PUBSERV	8	8
RADA	3	3
ROADHAZ	7	7
RUN	7	7
SUSP	10	10
THEFT	4	4
TRAFFIC	3	3
TRES	2	2
TS	65	65
VD	4	4
WA	1	1
WELFARE	6	6
Total	403	403

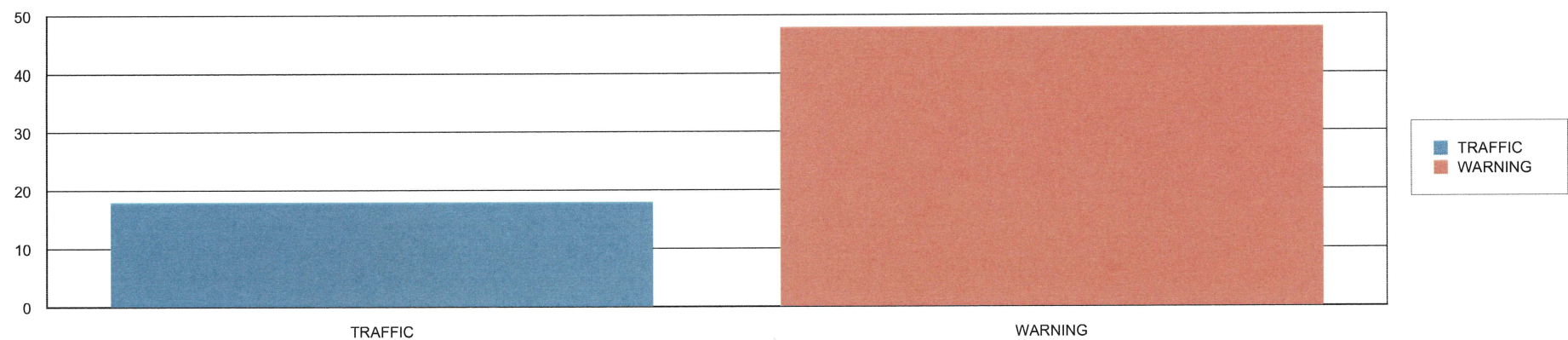
DYERSVILLE POLICE DEPT

Citation Report

08/01/2025 thru 08/31/2025

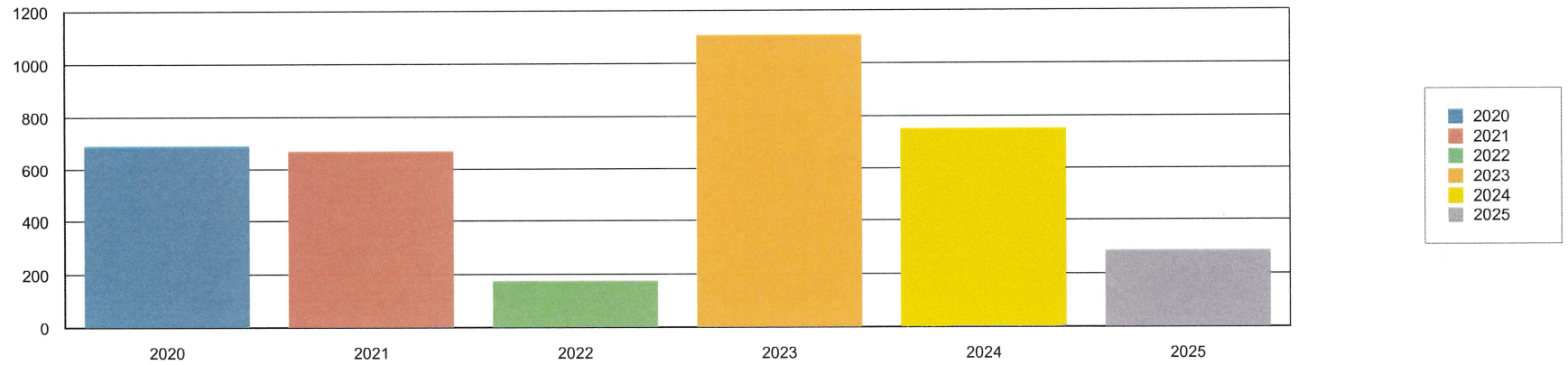
Charge Section Code		# of Municipal	# of Traffic	# of Warning	# of Parking	*****SEX*****		*****RACE*****		
						Male	Female	White	Black	Other
		0	0	1	0	0	1	1	0	0
321.20B	PROVIDE PROOF FINANCIAL LIABIL	0	0	1	0	0	1	0	0	1
321.218(1)	DRIVING UNDER SUSPENSION	0	1	0	0	1	0	1	0	0
321.288(1)	FAILURE TO MAINTAIN CONTROL	0	1	0	0	0	1	1	0	0
321.311	TURNING AT INTERSECTION VIOL	0	1	0	0	1	0	1	0	0
321.366(1)(c)	321.366(1)(c)	0	0	1	0	0	1	1	0	0
321.37	FAIL TO DISPLAY REGIST PLATE	0	0	2	0	1	1	2	0	0
321.384	FAIL TO USE HEADLAMPS W/REQUIR	0	0	2	0	2	0	2	0	0
321.385	INSUFFICIENT # OF HEADLAMPS	0	0	8	0	5	3	8	0	0
321.387	IMPROPER REAR LAMPS	0	0	16	0	14	2	16	0	0
321.397	IMPROPER LIGHT ON BICYCLE	0	1	0	0	1	0	1	0	0
321.98(1)(a)	OPERATE W/O REGISTRATION/PLATE	0	0	5	0	4	1	5	0	0
62.01(11)	D-OPERATE VEH W/ EXPIRED LICEN	0	2	0	0	2	0	2	0	0
62.01.60	D-FAIL TO OBEY STOP/YIELD SIGN	0	1	0	0	1	0	1	0	0
DY/62.01(109)	DY/62.01(109)	0	0	1	0	0	1	1	0	0
DY/62.01(11)	DY/62.01(11)	0	4	0	0	2	2	4	0	0
DY/62.01(15)	DY/62.01(15)	0	1	0	0	0	1	1	0	0
DY/62.01(2)-A	DY/62.01(2)-A	0	3	1	0	3	1	4	0	0
DY/62.01(4)	DY/62.01(4)	0	0	1	0	1	0	1	0	0
DY/62.01(52)	DY/62.01(52)	0	1	0	0	1	0	0	1	0
DY/62.01(60)	DY/62.01(60)	0	1	0	0	0	1	1	0	0
DY/62.01(75)	DY/62.01(75)	0	0	3	0	3	0	3	0	0
DY/63.01-B	DY/63.01-B	0	0	1	0	0	1	0	0	1
DY/63.01-C	DY/63.01-C	0	0	4	0	2	2	1	2	1
DY/63.01-H	DY/63.01-H	0	1	1	0	0	2	2	0	0
Total		0	18	48	0	44	22	60	3	3

CITATION TYPE COUNT



Citations for the last 5 years	2020	2021	2022	2023	2024	2025	Total
Traffic	124	277	86	295	292	105	1,179
Warning	567	393	91	813	460	184	2,508
Parking	0	0	0	1	0	0	1
Total	691	670	177	1,109	752	289	3,688

CITATIONS PER YEAR



DYERSVILLE POLICE DEPT

Arrest Report

08/01/2025 thru 08/31/2025

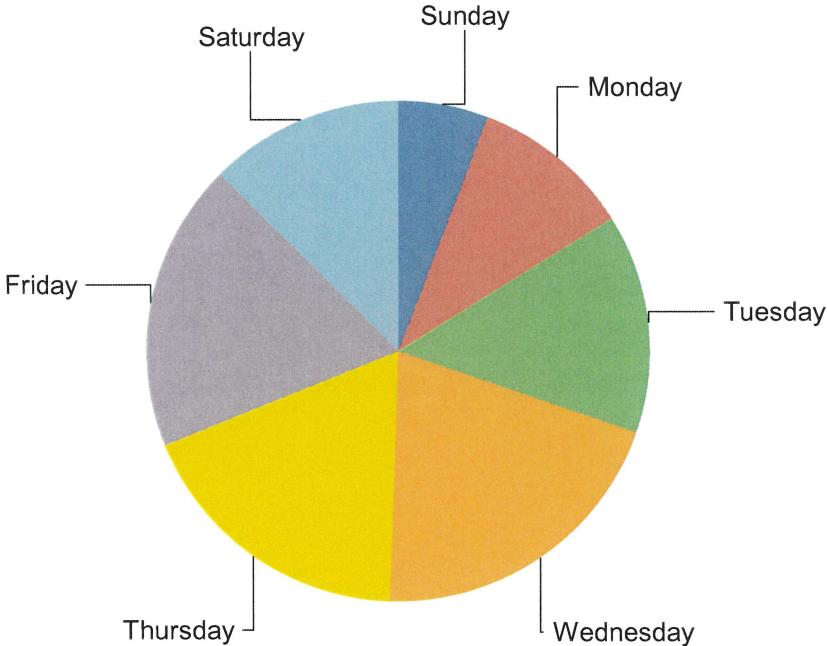
IBR Code	# of Arrests	*****SEX*****		*****RACE*****			*****ETHNIC*****	
		Male	Female	Black	White	Other	Hisp	Non
13B-Simple Assault	1	1	0	1	0	0	0	1
520-Weapon Law Violation	2	2	0	0	2	0	0	2
90D-Drive Under Infl	1	0	1	0	1	0	0	1
90Z-All Other Offenses	2	2	0	0	2	0	0	2
INFO-INFORMATION ONLY	1	1	0	0	1	0	0	1
Total	7	6	1	1	6	0	0	7

Breakout of Arrest Charges "THIS IS NOT A COUNT OF ARREST, BUT A COUNT OF ARREST CHARGES"

IBR Code	Count	%
13B - Simple Assault	1	12.50%
290 - Vandalism	1	12.50%
520 - Weapon Law Violation	2	25.00%
90D - Drive Under Infl	1	12.50%
90Z - All Other Offenses	2	25.00%
INFO - INFORMATION ONLY	1	12.50%
Total	8	

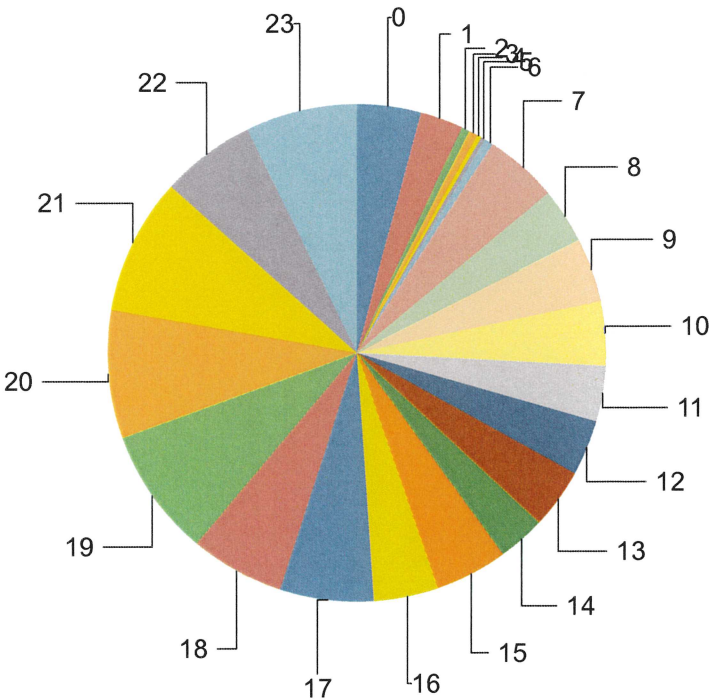
Arrest for the last 5 years	2020	2021	2022	2023	2024	2025	Total
Total	75	101	67	69	74	29	415

CFS by Day of Week



Sunday	156	5.7%
Monday	281	10.3%
Tuesday	388	14.2%
Wednesday	555	20.4%
Thursday	498	18.3%
Friday	504	18.5%
Saturday	344	12.6%
Total:	2,726	100.0%

CFS by Hour of Day



0	110	4.0%
1	76	2.8%
2	20	0.7%
3	11	0.4%
4	9	0.3%
5	12	0.4%
6	15	0.6%
7	129	4.7%
8	95	3.5%
9	113	4.1%
10	115	4.2%
11	95	3.5%
12	103	3.8%
13	102	3.7%
14	88	3.2%
15	125	4.6%
16	111	4.1%
17	170	6.2%
18	165	6.1%
19	230	8.4%
20	227	8.3%
21	245	9.0%
22	160	5.9%
23	200	7.3%
Total:	2,726	100.0%