

---

**Nancy Heintz**

**Point-in-Time Co-Coordinator**

*HCHC Co-Chair*



# Homeless Coalition of Hays County

- An organization of organizations
- Our membership consists of organizations, individuals and leaders interested in preventing and ending homelessness
- Facilitate collaboration among community stakeholders
- Lead the local annual Point-in-Time Count directed by Texas Homeless Network (THN)
- Member of THN Balance of State Continuum of Care

# THN Balance of State Continuum of Care

- Texas Homeless Network is the lead agency Balance of State CoC which covers 215 counties
- This CoC develops system-level responses and coordinates local community strategies that strategically prevent and end homelessness and increase housing stability
- THN plans and coordinates the annual Point-in-Time for the CoC counties



**Point-in-Time Count and Survey**  
**January 27, 2023 8 am – 6 pm**

---

## *What Is The PIT Count?*

The Point-in-Time (PIT) Count is a count of people experiencing homelessness- both sheltered and unsheltered on a single night in January.

It creates a snapshot of homelessness in our community at a moment in time.

**ONLY PEOPLE ENCOUNTERED ON THAT DAY MAY  
BE COUNTED & THEY MUST BE SLEEPING IN  
EMERGENCY SHELTER OR SLEEPING  
UNSHeltered ON THE NIGHT OF THE COUNT**

## ***Included in a PIT count.....***

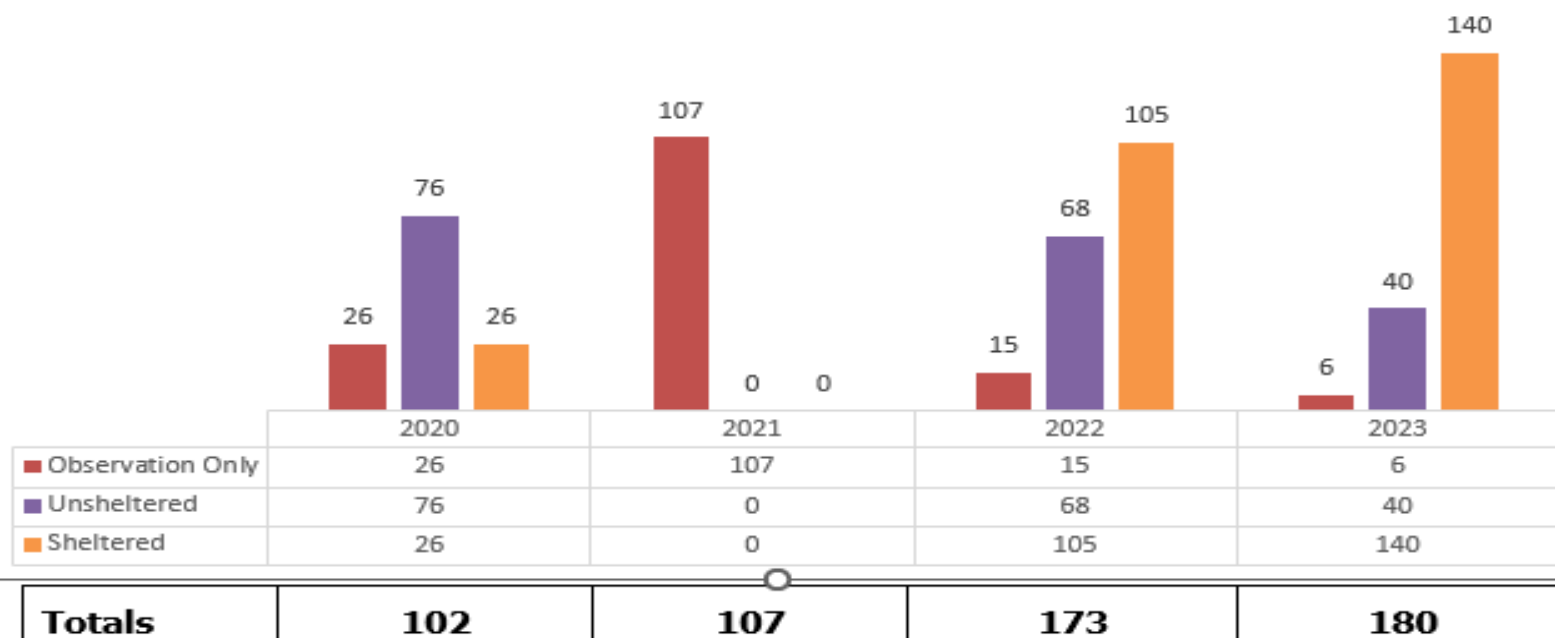
**Sheltered people living in an emergency shelter or in transitional housing for less than 90 days**

**Unsheltered includes people living in a place not meant for human habitation; i.e. streets, under bridges, vacant buildings, encampments, cars**

## WHY:

- Required by the U.S. Department of Housing and Urban Development (HUD)
- Count illustrates trends over time (increases or decreases) in homelessness
- provides insights into the effectiveness of a community's housing programs and homelessness services.

## Hays County Annual Point-in-Time Counts



*\* Observations Only numbers are included in the Unsheltered total*



# Gaps Analysis: PIT Data Vs. Permanent Housing Inventory








*This data snapshot is meant to demonstrate the gaps in housing to serve those identified as experiencing homelessness through the PIT count. The Housing Inventory Count was utilized to demonstrate the permanent housing inventory because it is the most comprehensive housing data-set we have across our geography. Permanent Housing beds include both Rapid Rehousing and Permanent Supportive Housing "beds". These permanent housing beds are not the beds available for housing, they are the ones that were filled on the night of 1/26/2023.*



## 2023 PIT Data

## 2023 Permanent Housing "Beds"

## Inventory Gap (Beds-PIT Data)

	2023 PIT Data	2023 Permanent Housing "Beds"	Inventory Gap (Beds-PIT Data)
 Overall Data (Totals)	180	35	145
 General Population (Not DV or Veteran)	138	35	103
 Domestic Violence	32	0	32
 Veterans	10	0	10
 Individual Adults (Age 25+ without children)	82	30	42
 Persons in Families (Adults and children)	98	5	93
 Unaccompanied Youth (Age 0-24 without children)	2	0	2

For more information, please contact [data@thn.org](mailto:data@thn.org)

# McKinney Vento Report 2022-2023 School Year

## Hays County School District MKV Counts

### Hays CISD

Grade Band	Doubled Up	Motel/ Hotel	Shelter/ Transitional Housing	Unsheltered	TOTAL
PK-5	97	6	5	9	117
6-8	45	0	2	0	47
9-12	79	0	1	0	80
<b>TOTAL</b>	<b>221</b>	<b>6</b>	<b>8</b>	<b>9</b>	<b>244</b>

### Dripping Spring ISD

Grade Band	Doubled Up	Motel/ Hotel	Shelter/ Transitional Housing	Unsheltered	TOTAL
PK-5	5	1	2	2	10
6-8	1	0	0	1	2
9-12	2	1	0	1	4
<b>TOTAL</b>	<b>8</b>	<b>2</b>	<b>2</b>	<b>4</b>	<b>16</b>

## Wimberley ISD

Grade Band	Doubled Up	Motel/ Hotel	Shelter/ Transitional Housing	Unsheltered	TOTAL
PK-5	1	0	0	0	1
6-8	3	0	0	0	3
9-12	1	0	0	0	1
<b>TOTAL</b>	<b>5</b>	<b>0</b>	<b>0</b>	<b>0</b>	<b>5</b>

## San Marcos CISD

Grade Band	Doubled Up	Motel/ Hotel	Shelter/ Transitional Housing	Unsheltered	TOTAL
PK-5	90	20	18	2	130
6-8	16	12	13	0	41
9-12	18	0	3	0	21
<b>TOTAL</b>	<b>124</b>	<b>32</b>	<b>34</b>	<b>2</b>	<b>192</b>

# Mental Health and Homelessness

- Individuals with mental illness and substance use disorders who are also experiencing homelessness can be found across communities. Characteristics vary from person to person, and so do the reasons for homelessness. These reasons include:
  - \* access to affordable housing for low-income individuals
  - \* access to mental health and substance use treatment
  - \* limited job options for those with low limited education background or criminal background
  - \* cognitive impairment
  - \* physical disabilities and medical conditions
  - \* family instability
  - \* traumatic early life experiences
- The number of people experiencing homelessness in the area represent a small but growing percentage of people in Hays County. Two primary sources for data on homelessness include the PIT count and Hays Consolidated Independent School District Report.

Source: Meadows Mental Health Policy Institute –Hays County Assessment

# Mental Health and Homelessness

Behavioral Advisory Team – group of community leaders and stakeholders focused on mental health initiatives led by Chief of Police Stan Standridge and Judge Elaine Brown of County Court at Law 3. Specifically addressing 5 priorities voted on by attendees of the SIM workshop in September 2022 and making progress towards these priorities.

## These 5 priorities include:

- \* development of a diversion center
- \* piloting an Assertive Community Treatment program
- \* developing a Behavioral Health Office
- \* increasing data sharing
- \* enhancing 911 and law enforcement response to behavioral health crises

# What Now.....

- Collaborative Planning in Hays County with key partners from San Marcos, Wimberley, Buda, Kyle and Dripping Springs discusses the development of a collective response to homelessness
- Expand the low-income housing inventory
- Mental Health resources