











PARKLAND SUMMARY			
 Residential	510 units		
Required Parkland Area:	22.17 acres	1 AC / 23 DUs	
Parkland Credit Summary		Area	Dedication
Public Parkland			
 Public Park	3.11 acres	100% credit	3.11 acres
 Public Open Space	17.44 acres	100% credit	17.44 acres
 Amenity Pond	4.94 acres	100% credit	4.94 acres
Total Public Parkland Dedicated:	25.49 acres		25.49 acres
Private Parkland			
 Private Parkland	6.61 acres	100% credit	6.61 acres*
 Private Open Space	0.46 acres	0% credit	0.00 acres
 Non-Amenity Pond	0.41 acres	0% credit	0.00 acres
Total Private Parkland :	7.48 acres		6.61 acres*
Total Private & Public Parkland Credits:	32.10 acres		
Required Parkland Dedication:	22.17 acres		
Delta:	+9.93 acres		
 Public Parkland Credit Toward Conversion:			1.20 acres
Parkland Development Fee		Units	Calculation
Total Required Fee	510	\$648 / DU	\$330,480
 Offroad Trails	6,889 lf		
 Roadside Concrete Trails	8,408 lf		

*Private Parks can count up to 25% of total required parkland acreage.

