












PARKLAND SUMMARY

 Residential	511 units		
Required Parkland Area:	22.22 acres	1 AC / 23 DUs	
Parkland Credit Summary	Area	Calculation	Dedication
Public Parkland			
 Public Park	2.36 acres	100% credit	2.36 acres
 Public Open Space	16.27 acres	100% credit	16.27 acres
 Amenity Pond	4.94 acres	100% credit	4.94 acres
 Future ROW / Open Space	3.22 acres	0% credit	0.00 acres
Total Public Parkland Dedicated:	26.79 acres		23.57 acres
Private Parkland			
 Private Parkland	7.34 acres	100% credit	7.34 acres*
 Private Open Space	0.46 acres	0% credit	0.00 acres
 Non-Amenity Pond	0.29 acres	0% credit	0.00 acres
Total Private Parkland :	8.09 acres		7.34 acres*
Total Private & Public Parkland Credits:	30.91 acres		
Required Parkland Dedication:	22.22 acres		
Delta:	8.69 acres		
 Public Parkland Credit Toward Conversion:			1.00 acres
Parkland Development Fee	Units	Calculation	Total Fee
Total Required Fee	511	\$648 / DU	\$331,128
 Offroad Trails	6,889 lf		
 Roadside Concrete Trails	8,408 lf		

*Private Parks can count up to 25% of total required parkland acreage.

