
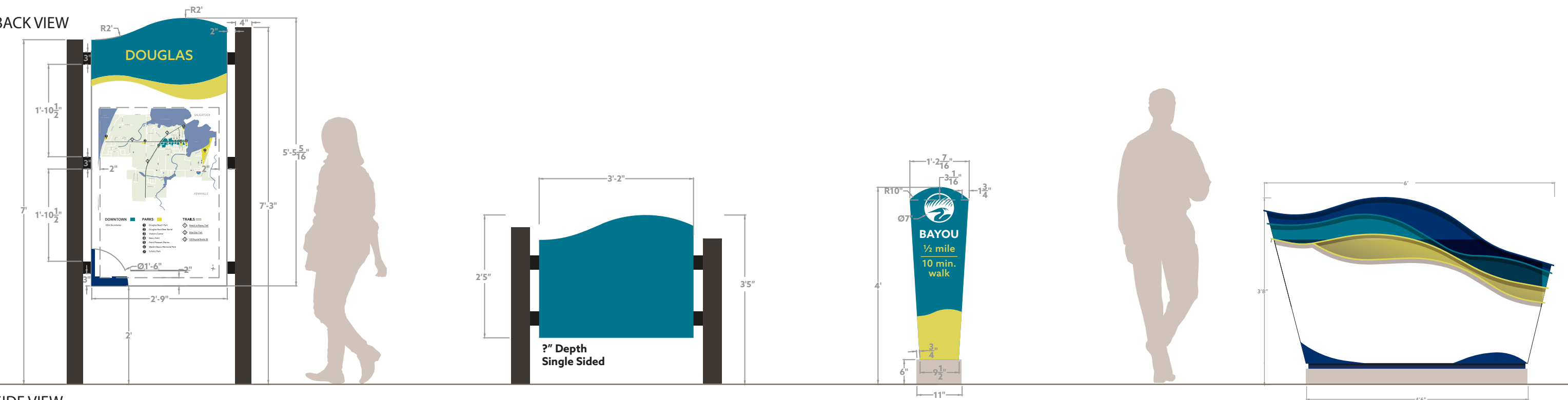


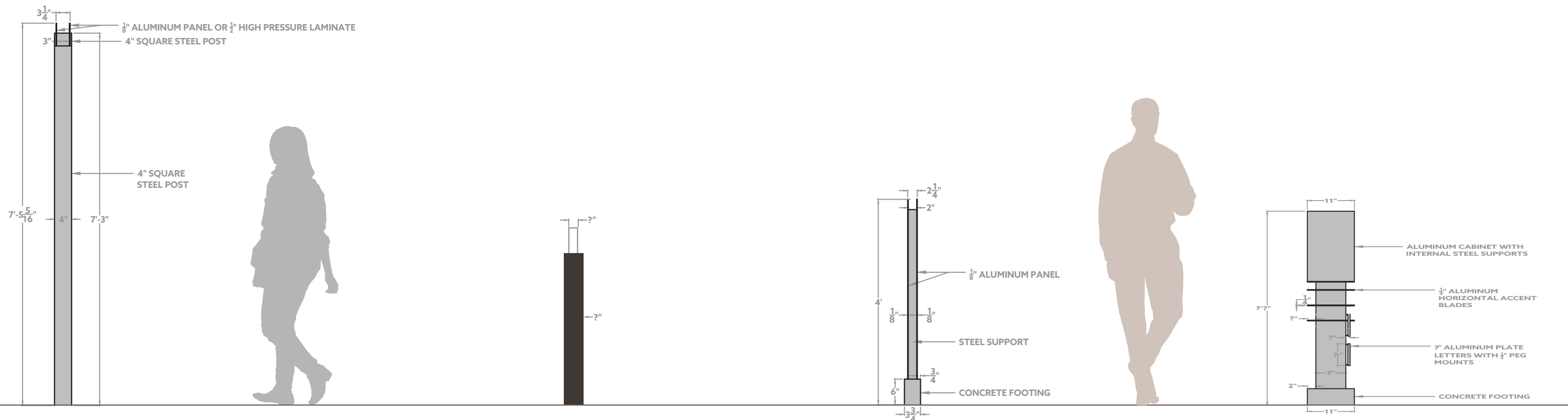
FRONT VIEW



BACK VIEW



SIDE VIEW



## Directional Kiosk

\$7,144.01

### Description

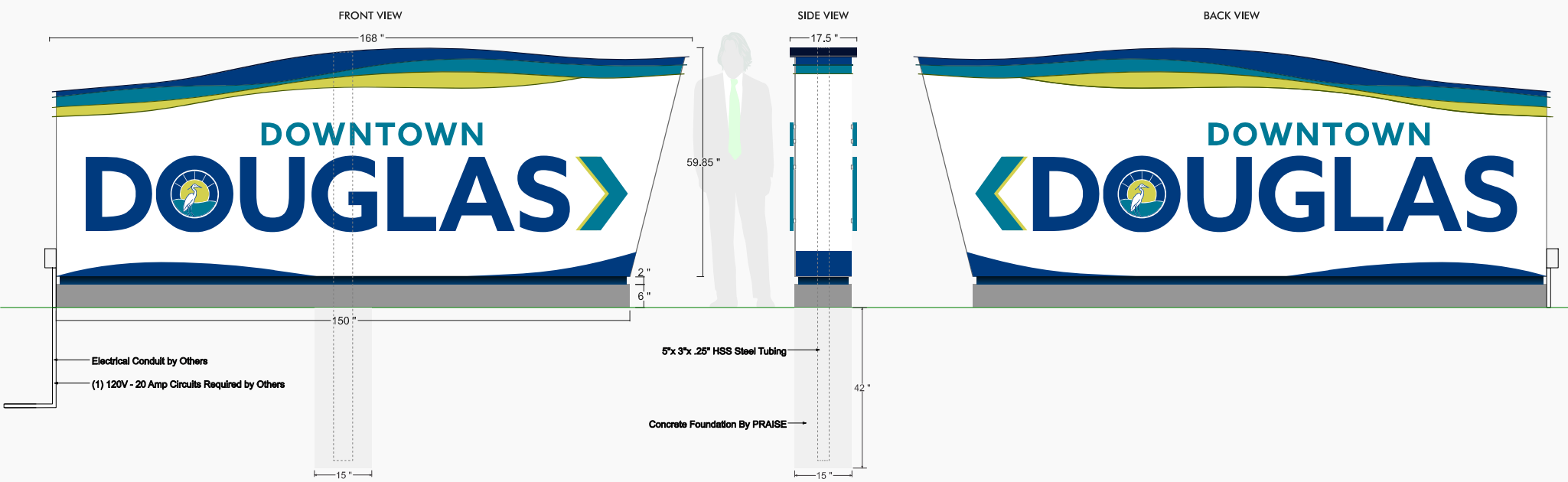
- One (x1) - Kiosk style free-standing sign structure
- All aluminum construction with aluminum plate panels & tubular aluminum supports
- All surfaces primed & painted per submitted rendering
- Face panels are painted two color and receive applied vinyl text & graphics
- Header text & Yellow graphic are applied vinyl
- Lower area is a custom shape reflective White vinyl
- Map graphics are a digital print on White vinyl and laminated to a 1mm PVC panel
- Map insert to be loaded into a 40" high x 30" wide lockable metal frame, painted White
- Frame is permanently attached with VHB adhesive. Insert is fully changeable as required
- Sign is double sided, approximately 7'-0" high x 3'-10" wide x 4" deep
- Client to furnish individual map vectored art layouts
- Includes installation per engineered drawings with direct burial mounting

CUSTOMER	
<input type="checkbox"/> Approved	
<input type="checkbox"/> Changes Needed	
Initial:	Date:

PROJECT MANAGER	
<input type="checkbox"/> Approved For Production	
<input type="checkbox"/> Proof Update Needed	
Initial:	Date:

QUALITY CONTROL	
<input type="checkbox"/> Approved	
<input type="checkbox"/> Rejected	
Initial:	Date:

<b>CITY OF DOUGLAS</b> Monument Sign - 1A [Option 1] Estimate 002565 Date: 01-31-2024
---



- TBD
- To Match PMS 3145C
- White
- To Match PMS 584C
- To Match PMS 294C

*Notes: Reveal w/ concrete base.*

- Manufacture (1) Illuminated Directional Sign, Multi-Color Arrows and Logo all halo lit with RGB, LED modules for color selection
  - CNC routed aluminum construction, 2" square aluminum tubing and rigid .100" aluminum faces
  - Radius wave top is 1/4" alum CNC routed color wave accent. All (4) sides to have flush mounted 1" deep color wave accents mounted to aluminum cabinet (4) sides
  - All surfaces primed & painted per submitted rendering
  - Face panels are painted four color per rendering
  - Printed Gradient Wave Graphic at the top of sign covered by 1" acrylic accent wave cutouts on all(4) sides
- Includes installation per engineered drawings direct burial

## Large Downtown Directional - Option #1

\$27,965.19

### Description

- Manufacture (1) 14' wide x 5' high x 16.5" deep, illuminated Directional Sign to read "DOWNTOWN DOUGLAS" with text, multi-color arrows and Logo.
- "DOUGLAS" & directional arrows to be LED halo lit. Halo lighting with RGB, LED modules for various color alternates
- "DOWNTOWN" to be non-illuminated .5" acrylic cut & painted text
- CNC routed aluminum construction, 2" aluminum angle support structure and rigid .100" aluminum faces
- Radius wave top is 1/4" alum CNC routed color wave accent. All (4) sides to have flush mounted 1" deep acrylic color wave fins mounted to aluminum cabinet
- All surfaces primed & painted various colors per submitted drawing
- Fabricated with a 2" base reveal & 6" skirt

***Alternate: Retrofit existing electric service run to include exterior outlets to be mounted onto new base design - \$135.00/hr + materials***

### Option for 1/2" Stud Mounted Lettering

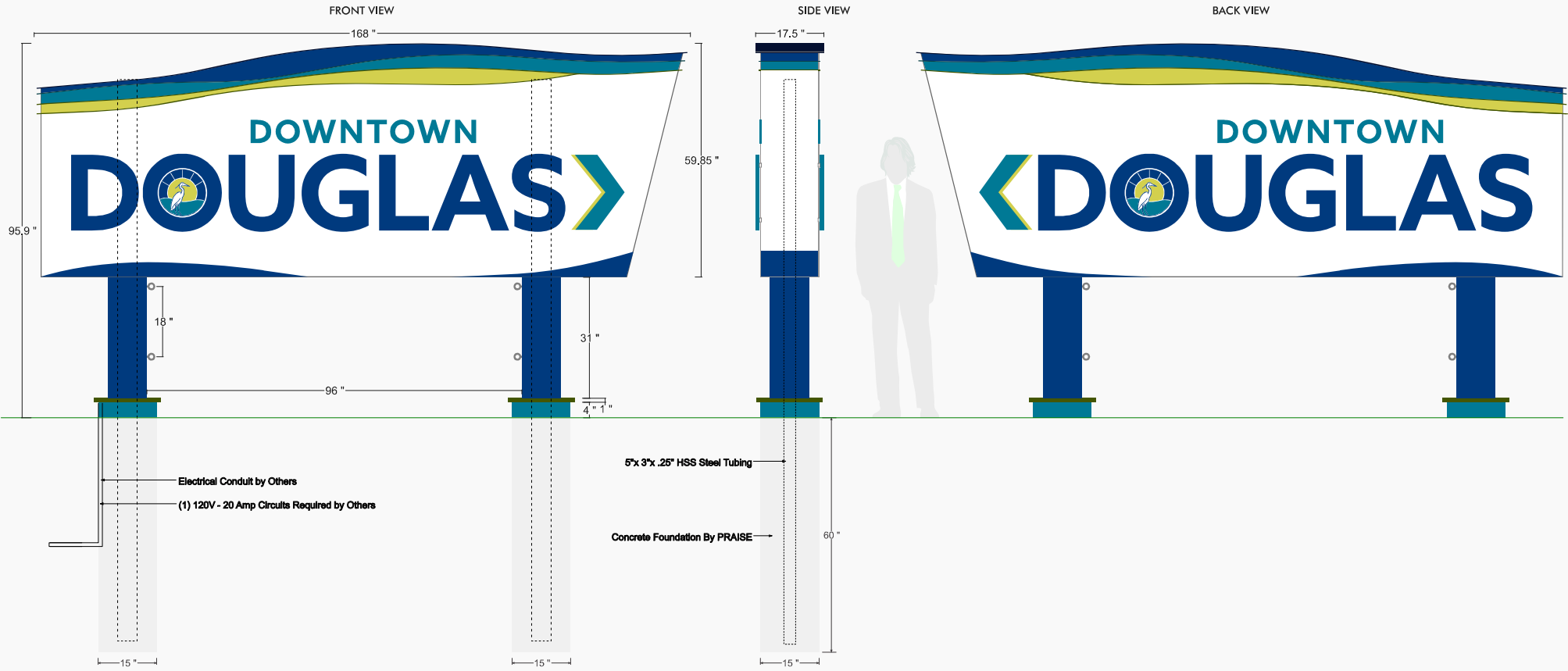
- "Downtown Douglas and Multi-Colored Arrows" option for 1/2" deep alum plate letters with 1/2" standoffs (to match lettering style of Schultz Park)
- Option Cost - (+\$1,995)

CUSTOMER	
<input type="checkbox"/>	Approved
<input type="checkbox"/>	Changes Needed
<i>Initial:</i>	<i>Date:</i>

PROJECT MANAGER	
<input type="checkbox"/>	Approved For Production
<input type="checkbox"/>	Proof Update Needed
<i>Initial:</i>	<i>Date:</i>

QUALITY CONTROL	
<input type="checkbox"/>	Approved
<input type="checkbox"/>	Rejected
<i>Initial:</i>	<i>Date:</i>

<b>CITY OF DOUGLAS</b> Monument Sign - 1A [Option 1] Rev 2 <i>Estimate 002565</i> Date: 02-09-2024
--



- TBD
- To Match PMS 3145C
- White
- To Match PMS 584C
- To Match PMS 294C

**Notes:**

- Manufacture (1) illuminated sign, arrows and logo halo-lit with RGB, LED modules for color selection.
- "Downtown" .5" thick non-lit dimensional letters
- CNC routed aluminum construction, 2" square aluminum tubing and rigid .100" aluminum faces
- Radius wave top is 1/4" alum CNC routed color wave accent.
- All (4) sides to have flush mounted 1" deep color wave accents mounted to aluminum cabinet (4) sides
- All surfaces primed & painted per submitted rendering
- Face panels are painted four color per rendering
- Printed gradient wave graphic at the top of sign covered by 1" acrylic accent wave cutouts on all(4) sides
- Post covers to include eye-lits for hanging banners
- Includes installation per engineered drawings direct burial

Description

- Manufacture (1) 14' wide x 8' high x 17.5" deep, Illuminated Directional Sign to read "DOWNTOWN DOUGLAS" with text, multi-color arrows and Logo.
- "DOUGLAS" & directional arrows to be LED halo lit. Halo lighting with RGB, LED modules for various color alternates
- "DOWNTOWN" to be non-illuminated .5" acrylic cut & painted text
- CNC routed aluminum construction, 2" aluminum angle support structure and rigid .100" aluminum faces
- Radius wave top is 1/4" alum CNC routed color wave accent. All (4) sides to have flush mounted 1" deep acrylic color wave "Fins" mounted to aluminum cabinet
- All surfaces primed & painted various colors per submitted drawing
- Fabricated with twin support posts & covered with 17.5" square x 36" high skirting. Additional skirt accents included. See revised drawing.
- Includes SS eye bolt details which will allow for banner mounting at a future date.

***Alternate: Retrofit existing electric service run to include exterior outlets to be mounted onto new base design - \$135.00/hr + materials***

Option for 1/2" Stud Mounted Lettering

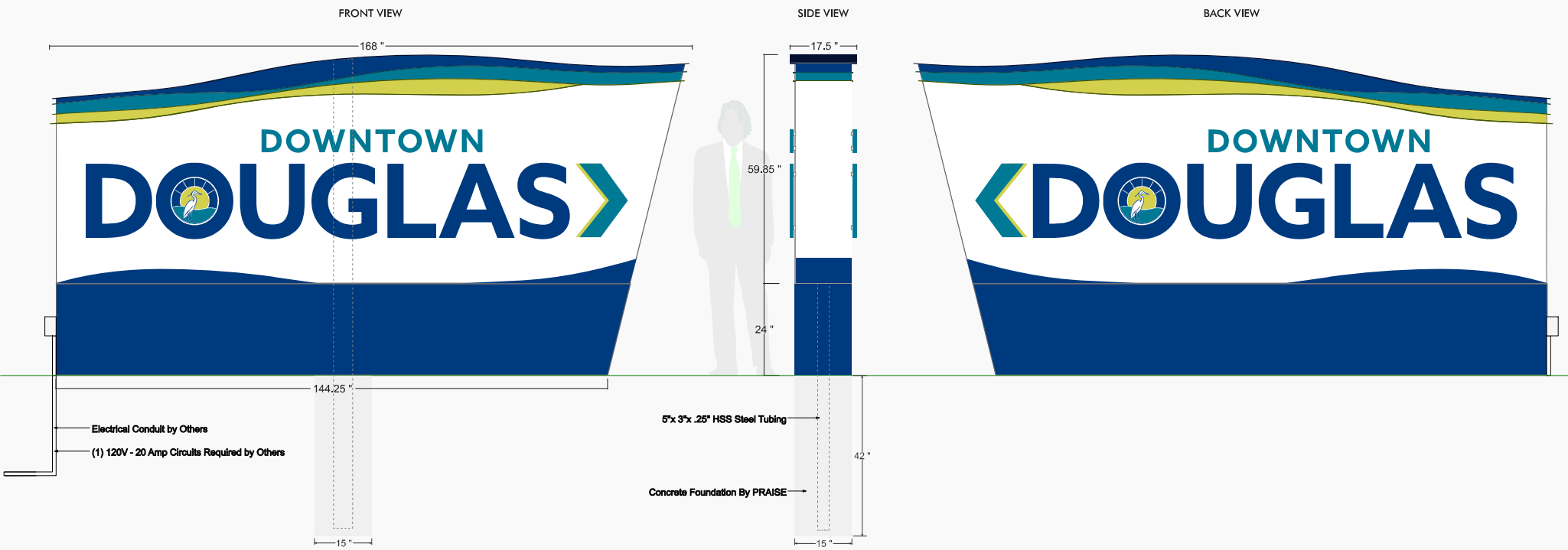
- "Downtown Douglas and Multi-Colored Arrows" option for 1/2" deep alum plate letters with 1/2" standoffs (to match lettering style of Schultz Park)
- Option Cost - (+\$1,995)

CUSTOMER	
<input type="checkbox"/>	Approved
<input type="checkbox"/>	Changes Needed
<i>Initial:</i>	<i>Date:</i>

PROJECT MANAGER	
<input type="checkbox"/>	Approved For Production
<input type="checkbox"/>	Proof Update Needed
<i>Initial:</i>	<i>Date:</i>

QUALITY CONTROL	
<input type="checkbox"/>	Approved
<input type="checkbox"/>	Rejected
<i>Initial:</i>	<i>Date:</i>

<b>CITY OF DOUGLAS</b> Monument Sign - 1A [Option 2] Estimate 002565 Date: 01-31-2024
---



- TBD
- To Match PMS 3145C
- White
- To Match PMS 584C
- To Match PMS 294C

*Notes: Aluminum skirt*

Manufacture (1) Illuminated Directional Sign, Multi-Color Arrows and Logo all halo lit with RGB, LED modules for color selection

- CNC routed aluminum construction, 2" square aluminum tubing and rigid .100" aluminum faces
- Radius wave top is 1/4" alum CNC routed color wave accent. All (4) sides to have flush mounted 1" deep color wave accents mounted to aluminum cabinet (4)sides
- All surfaces primed & painted per submitted rendering
- Face panels are painted four color per rendering
- Printed Gradient Wave Graphic at the top of sign covered by 1" acrylic accent wave cutouts on all(4) sides

Includes installation per engineered drawings direct burial

## Large Downtown Directional - Option #2

\$26,619.85

### Description

- Manufacture (1) 14' wide x 5' high x 16.5" deep, Illuminated Directional Sign to read "DOWNTOWN DOUGLAS" with text, multi-color arrows and Logo.
- "DOUGLAS" & directional arrows to be LED halo lit. Halo lighting with RGB, LED modules for various color alternates
- "DOWNTOWN" to be non-illuminated .5" acrylic cut & painted text
- CNC routed aluminum construction, 2" aluminum angle support structure and rigid .100" aluminum faces
- Radius wave top is 1/4" alum CNC routed color wave accent. All (4) sides to have flush mounted 1" deep acrylic color wave fins mounted to aluminum cabinet
- All surfaces primed & painted various colors per submitted drawing
- Installed with bottom at grade level

***Alternate: Retrofit existing electric service run to include exterior outlets to be mounted onto new base design - \$135.00/hr + materials***

### Option for 1/2" Stud Mounted Lettering

- "Downtown Douglas and Multi-Colored Arrows" option for 1/2" deep alum plate letters with 1/2" standoffs (to match lettering style of Schultz Park)
- Option Cost - (+\$1,995)



CUSTOMER	
<input type="checkbox"/>	Approved
<input type="checkbox"/>	Changes Needed
Initial:	Date:

PROJECT MANAGER	
<input type="checkbox"/>	Approved For Production
<input type="checkbox"/>	Proof Update Needed
Initial:	Date:

QUALITY CONTROL	
<input type="checkbox"/>	Approved
<input type="checkbox"/>	Rejected
Initial:	Date:

<b>CITY OF DOUGLAS</b> Monument Sign - 1A [Option 3] Estimate 002565 Date: 01-31-2024
---



- TBD
- To Match PMS 3145C
- White
- To Match PMS 584C
- To Match PMS 294C

*Notes: Aluminum skirt w/ dimensional aluminum waves.*

Manufacture (1) Illuminated Directional Sign, Multi-Color Arrows and Logo all halo lit with RGB, LED modules for color selection

- CNC routed aluminum construction, 2" square aluminum tubing and rigid .100" aluminum faces
- Radius wave top is 1/4" alum CNC routed color wave accent. All (4) sides to have flush mounted 1" deep color wave accents mounted to aluminum cabinet (4) sides
- All surfaces primed & painted per submitted rendering
- Face panels are painted four color per rendering
- Printed Gradient Wave Graphic at the top of sign covered by 1" acrylic accent wave cutouts on all (4) sides

Includes installation per engineered drawings direct burial

### Large Downtown Directional - Option #3

\$29,682.15

#### Description

- Manufacture (1) 14' wide x 5' high x 16.5" deep, Illuminated Directional Sign to read "DOWNTOWN DOUGLAS" with text, multi-color arrows and Logo.
- "DOUGLAS" & directional arrows to be LED halo lit. Halo lighting with RGB, LED modules for various color alternates
- "DOWNTOWN" to be non-illuminated .5" acrylic cut & painted text
- CNC routed aluminum construction, 2" aluminum angle support structure and rigid .100" aluminum faces
- Radius wave top is 1/4" alum CNC routed color wave accent. All (4) sides to have flush mounted 1" deep acrylic color wave fins mounted to aluminum cabinet
- Wave detail designs on bottom half of sign are cut .5" acrylic, painted various colors as required & applied to sign face
- All surfaces primed & painted various colors per submitted drawing
- Installed with bottom at grade level

***Alternate: Retrofit existing electric service run to include exterior outlets to be mounted onto new base design - \$135.00/hr + materials***

#### Option for 1/2" Stud Mounted Lettering

- "Downtown Douglas and Multi-Colored Arrows" option for 1/2" deep alum plate letters with 1/2" standoffs (to match lettering style of Schultz Park)
- Option Cost - (+\$1,995)