



MEMORANDUM

DATE: March 17, 2025
TO: Board of County Commissioners
FROM: Bill Kuhn, Treasurer
SUBJECT: Treasury Report for February 2025

Following is the unaudited monthly treasury report for fiscal year to date (YTD) as of February 28, 2025.

Treasury and Investments

- The portfolio balance at the end of February was \$364.3 million, an increase of \$5 million from January and an increase of \$36.4 million from last year (February 2024).
- Net investment income for February was \$1,084K, approximately \$58.3K less than last month and \$198.5K greater than February 2024. YTD earnings of \$7,994,907 are \$2,231,449 more than the YTD earnings last year.
- All portfolio category balances are within policy limits.
- The LGIP interest rate remained at 4.70% during the month of February. Benchmark returns for 24-month treasuries were down 30 basis points and 36-month treasuries were down 35 basis points from the prior month.
- The average portfolio yield rose slightly to 3.99%, which was up 2 bps from last month's average %.
- The portfolio weighted average time to maturity was 1.11 years.

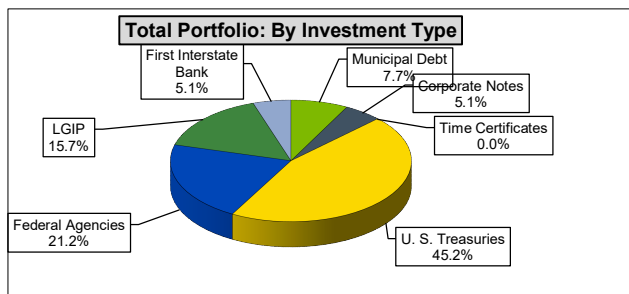
Deschutes County

Total Investment Portfolio As Of 2/28/2025



Portfolio Breakdown: Par Value by Investment Type		
Municipal Debt	28,050,000	7.7%
Corporate Notes	18,663,000	5.1%
	-	0.0%
U.S. Treasuries	164,800,000	45.2%
Federal Agencies	77,145,000	21.2%
LGIP	57,092,015	15.7%
First Interstate (Book Balance)	18,560,356	5.1%
Total Investments	\$ 364,310,371	100.0%

Investment Income		
	Feb-25	Y-T-D
Total Investment Income	\$ 1,095,743	\$ 8,090,907
Less Fee: \$12,000 per month	(12,000)	(96,000)
Investment Income - Net	\$ 1,083,743	\$ 7,994,907
Prior Year Comparison	Feb-24	\$ 5,763,458



Category Maximums:	
U.S. Treasuries	100%
LGIP (\$61,749,000)	100%
Federal Agencies	100%
Banker's Acceptances	25%
Time Certificates	50%
Municipal Debt	25%
Corporate Debt	25%

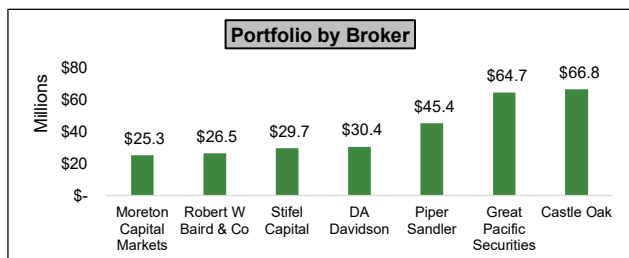
	Yield Percentages	
	Current Month	Prior Month
FIB/ LGIP (avg)	4.48%	4.50%
Investments	3.83%	3.85%
Average	3.99%	3.97%

Maturity (Years)	
Max	Weighted Average
3.33	1.11

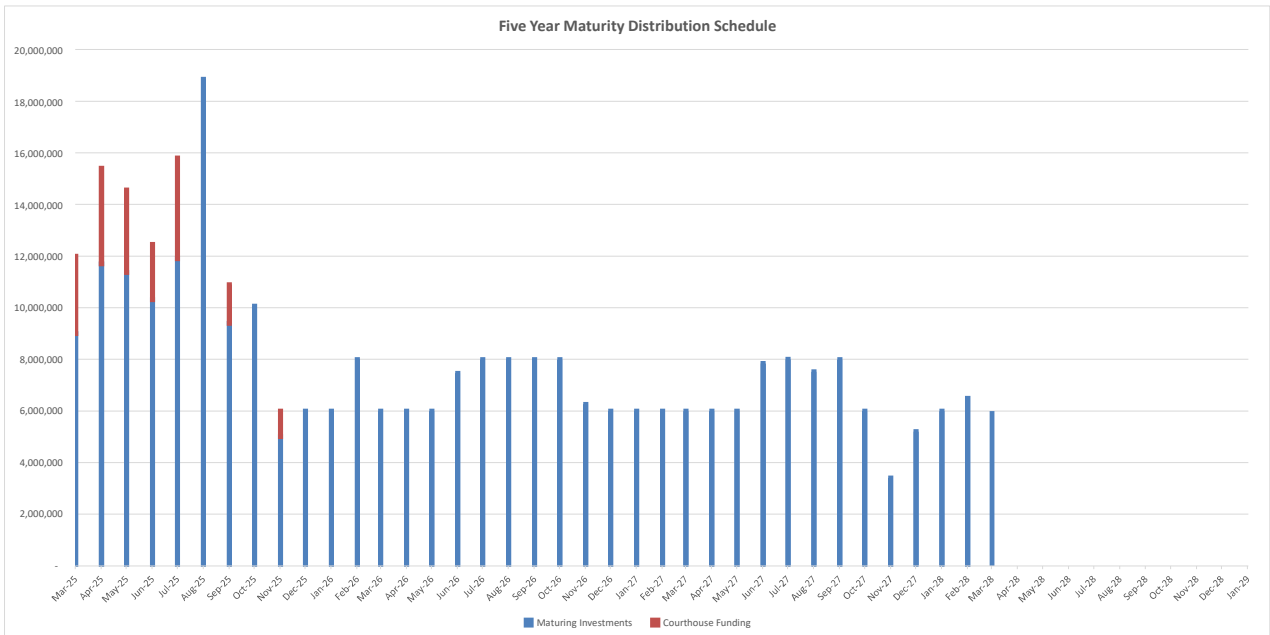
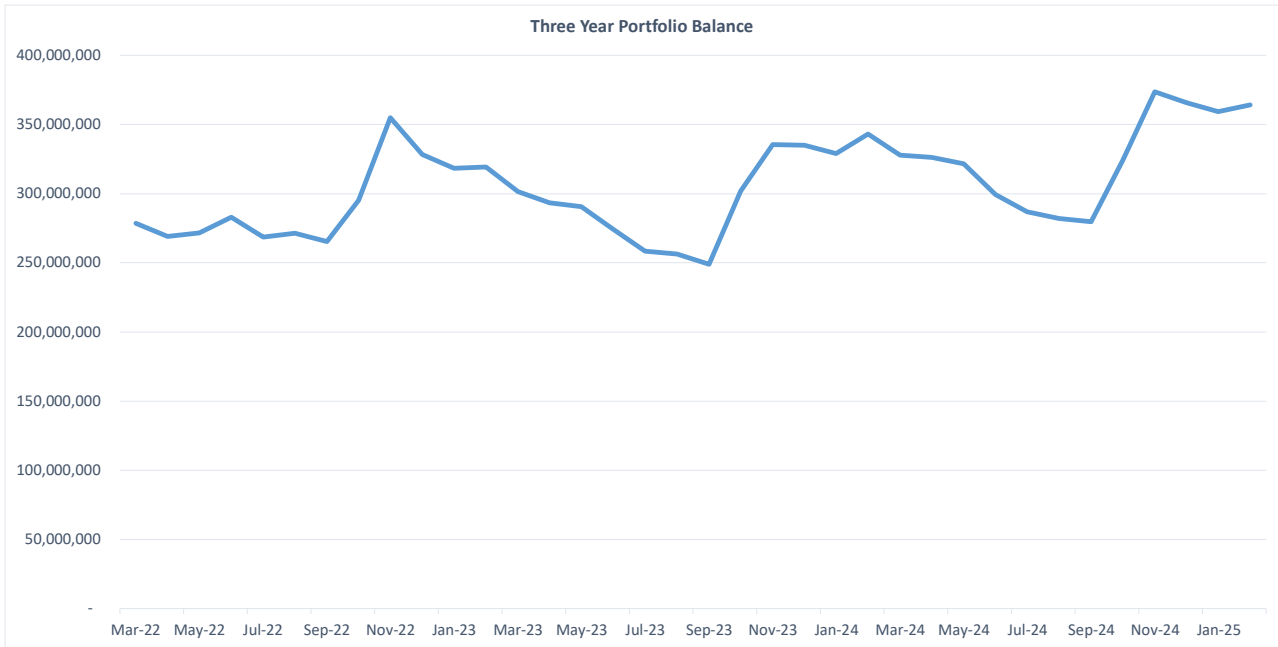
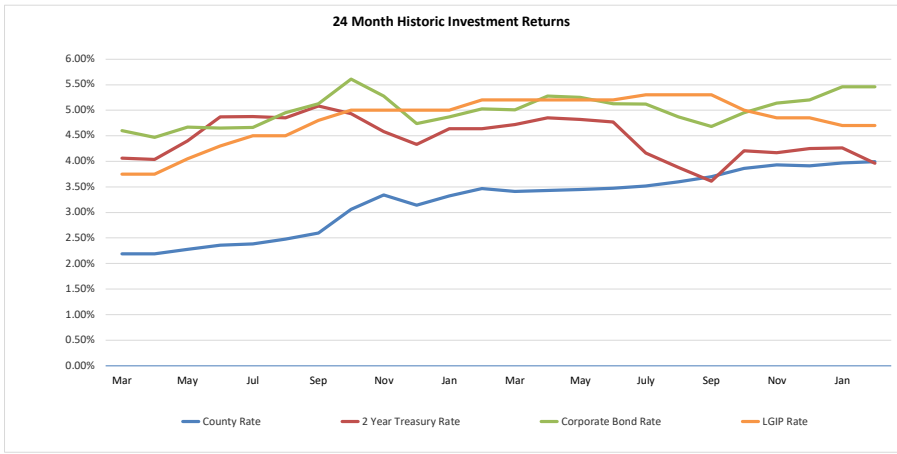
Benchmarks		
24 Month Treasury	3.96%	4.26%
LGIP Rate	4.70%	4.70%
36 Month Treasury	3.93%	4.28%

Term	Minimum	Actual
0 to 30 Days	10%	23.2%
Under 1 Year	25%	53.0%
Under 5 Years	100%	100.0%

Other	Policy	Actual
Corp Issuer	5%	1.9%
Callable	25%	9.5%
Weighted Ave.	AA2	AA1



Investment Activity	
Purchases in Month	\$ -
Sales/Redemptions in Month	\$ 7,700,000



Deschutes County Investments
Portfolio Management
Portfolio Details - Investments
February 28, 2025

Inv #	Inv Type	CUSIP	Security	Broker	Purchase Date	Maturity Date	Days To Maturity	Ratings		Coupon Rate	YTM 365	Par Value	Market Value	Book Value	Call Date
								Moodys	S&P/Fitch						
asset_n_r	invtype_rd	cusipnu_rd	issuerna_i	purfrom_rd	purdate_rd	maturda_rd	daystom_rc	seccrating_rd	seccratin2_r	curr_rd	ytm365_rd	remface_rd	mktvalu_rd	bookvalu_rd	optiond_rd
10988	FAC	3130HOAV5	Federal Agriculture Mtg Corp	MORETN	12/12/2023	10/1/2025	214			2.55	4.87	2,000,000	1,977,160	1,974,361	- -
11024	FAC	31424WHG0	Federal Agriculture Mtg Corp	PS	4/29/2024	4/16/2027	776			4.8	4.88	2,000,000	2,021,882	1,996,673	- -
10763	FAC	3133EL3P7	Federal Farm Credit Bank	R W B	8/12/2020	8/12/2025	164	Aaa	AA+	0.53	0.53	3,000,000	2,940,325	3,000,000	- -
10764	FAC	3133EL3H5	Federal Farm Credit Bank	MORETN	8/12/2020	8/12/2025	164	Aaa	AA+	0.57	0.57	3,000,000	2,942,688	3,000,000	- -
10971	FAC	3133EPPR0	Federal Farm Credit Bank	GPAC	11/17/2023	4/10/2026	405	Aaa	AA+	4.625	4.77	2,000,000	2,010,669	1,996,935	- -
10975	FAC	3133EPPR0	Federal Farm Credit Bank	GPAC	11/22/2023	4/10/2026	405	Aaa	AA+	4.625	4.81	2,000,000	2,010,669	1,996,103	- -
10985	FAC	3133EPC37	Federal Farm Credit Bank	PS	12/8/2023	11/13/2025	257	Aaa	AA+	4.875	4.64	1,000,000	1,004,813	1,001,541	- -
10987	FAC	3133EHVV1	Federal Farm Credit Bank	PS	12/12/2023	9/1/2026	549	Aaa	AA+	2.4	4.59	2,000,000	1,941,580	1,938,885	- -
11006	FAC	3133EPL37	Federal Farm Credit Bank	R W B	12/19/2023	12/8/2025	282	Aaa	AA+	4.625	4.50	2,000,000	2,005,426	2,001,836	- -
11094	FAC	3133EMXW7	Federal Farm Credit Bank	DA DAV	1/17/2025	4/28/2028	1154			1.4	4.39	1,000,000	910,720	912,910	- -
11095	FAC	3133ERT84	Federal Farm Credit Bank	GPAC	1/17/2025	1/14/2028	1049			4.25	4.31	2,000,000	1,998,183	1,997,046	- -
10937	FAC	3130AK5E2	Federal Home Loan Bank	R W B	11/18/2022	9/4/2025	187	Aaa	AA+	0.375	4.26	2,000,000	1,954,556	1,963,102	- -
10947	FAC	3130ASR92	Federal Home Loan Bank	MORETN	11/30/2022	5/16/2025	76	Aaa	AA+	4	5.14	2,000,000	1,996,989	1,997,537	- -
10964	FAC	3130AWKM1	Federal Home Loan Bank	R W B	11/16/2023	12/12/2025	286	Aaa	AA+	4.75	4.95	2,000,000	2,008,514	1,997,062	- -
10972	FAC	3130AXB31	Federal Home Loan Bank	R W B	11/17/2023	3/13/2026	377	Aaa	AA+	4.875	4.78	2,000,000	2,013,852	2,001,790	- -
10976	FAC	3130ALAJ3	Federal Home Loan Bank	PS	11/22/2023	8/25/2026	542	Aaa	AA+	0.7	4.97	2,000,000	1,892,903	1,883,090	5/25/2025
10984	FAC	3130AWLY4	Federal Home Loan Bank	PS	12/8/2023	6/13/2025	104	Aaa	AA+	5.125	4.80	2,145,000	2,151,159	2,146,879	- -
11005	FAC	3130ALSW5	Federal Home Loan Bank	R W B	12/19/2023	3/13/2026	377	Aaa	AA+	0.875	4.39	2,000,000	1,926,872	1,931,541	- -
11023	FAC	3130AL5A8	Federal Home Loan Bank	STIFEL	3/21/2024	2/26/2027	727	Aaa	AA+	0.9	4.57	2,000,000	1,866,487	1,864,929	5/26/2025
11025	FAC	3130AVBC5	Federal Home Loan Bank	PS	4/29/2024	3/12/2027	741	Aaa	AA+	4.5	4.87	2,000,000	2,008,907	1,985,904	- -
11030	FAC	3130B32T9	Federal Home Loan Bank	DA DAV	10/4/2024	10/1/2027	944	Aaa	AA+	4	4.00	1,000,000	987,936	1,000,000	10/1/2025
11043	FAC	3130B3DN0	Federal Home Loan Bank	GPAC	11/6/2024	10/21/2025	234	Aaa		4.125	4.30	2,000,000	1,998,726	1,997,800	- -
11047	FAC	3130B2Y33	Federal Home Loan Bank	DA DAV	11/6/2024	6/17/2027	838	Aaa	AA+	4.125	4.28	2,000,000	1,991,992	1,993,364	6/17/2025
11062	FAC	3130AL2X1	Federal Home Loan Bank	DA DAV	11/22/2024	2/17/2027	718	Aaa	AA+	0.85	4.35	2,000,000	1,865,258	1,870,499	5/17/2025
10766	FAC	3134GWND4	Federal Home Loan Mtg Corp	CASTLE	8/14/2020	8/12/2025	164	Aaa		0.6	0.61	2,000,000	1,961,239	1,999,910	5/12/2025
10905	FAC	3134GWZV1	Federal Home Loan Mtg Corp	CASTLE	7/8/2022	10/22/2025	235	Aaa		0.65	3.20	2,000,000	1,949,197	1,969,169	- -
10944	FAC	3137EAEX3	Federal Home Loan Mtg Corp	MORETN	11/18/2022	9/23/2025	206	Aaa	AA+	0.375	4.27	2,000,000	1,951,606	1,959,245	- -
10955	FAC	3137EAEU9	Federal Home Loan Mtg Corp	CASTLE	11/30/2022	7/21/2025	142	Aaa	AA+	0.375	4.31	2,000,000	1,964,497	1,971,401	- -
11033	FAC	3134GVYY8	Federal Home Loan Mtg Corp	GPAC	10/4/2024	11/26/2027	1000	Aaa		1	3.65	1,000,000	910,274	931,589	5/26/2025
11041	FAC	3134HATD5	Federal Home Loan Mtg Corp	DA DAV	10/25/2024	10/22/2027	965	Aaa	AA+	3.75	4.16	1,000,000	983,386	989,845	- -
11054	FAC	3134GW6C5	Federal Home Loan Mtg Corp	PS	11/15/2024	10/28/2026	606	Aaa		0.8	4.31	2,000,000	1,883,289	1,889,602	4/28/2025
10765	FAC	3136G4N74	Federal National Mtg Assn	MORETN	8/21/2020	8/21/2025	173	Aaa	AA+	0.56	0.56	3,000,000	2,938,200	3,000,000	5/21/2025
10767	FAC	3136G4L84	Federal National Mtg Assn	CASTLE	8/18/2020	8/18/2025	170	Aaa	AA+	0.57	0.59	2,000,000	1,959,503	1,999,816	5/18/2025
10770	FAC	3136G4X24	Federal National Mtg Assn	PS	8/28/2020	8/29/2025	181	Aaa	AA+	0.6	0.60	1,000,000	979,309	1,000,000	- -
10772	FAC	3136G4N74	Federal National Mtg Assn	R W B	8/27/2020	8/21/2025	173	Aaa	AA+	0.56	0.57	1,000,000	979,400	999,976	5/21/2025
10773	FAC	3136G4X24	Federal National Mtg Assn	CASTLE	8/28/2020	8/29/2025	181	Aaa	AA+	0.6	0.60	1,000,000	979,309	1,000,000	- -
10774	FAC	3136G4N74	Federal National Mtg Assn	R W B	9/3/2020	8/21/2025	173	Aaa	AA+	0.56	0.56	2,000,000	1,958,800	2,000,000	5/21/2025
10793	FAC	3135GA2N0	Federal National Mtg Assn	R W B	11/4/2020	11/4/2025	248	Aaa	AA+	0.55	0.55	2,000,000	1,942,716	2,000,000	- -
10796	FAC	3135G06G3	Federal National Mtg Assn	CASTLE	11/12/2020	11/7/2025	251	Aaa	AA+	0.5	0.57	2,000,000	1,944,084	1,999,019	- -
10952	FAC	3135G03U5	Federal National Mtg Assn	R W B	11/30/2022	4/22/2025	52	Aaa	AA+	0.625	4.43	2,000,000	1,984,176	1,989,904	- -
11026	FAC	3135GAS85	Federal National Mtg Assn	R W B	5/14/2024	5/14/2027	804	Aaa	AA+	5	5.16	2,000,000	2,000,655	1,993,641	5/14/2025
10904	TRC	91282CEH0	U.S. Treasury	MORETN	7/8/2022	4/15/2025	45	Aaa	AA+	2.625	3.08	2,000,000	1,993,344	1,998,930	- -
10920	TRC	91282ZL7	U.S. Treasury	PS	10/3/2022	4/30/2025	60	Aaa		0.375	4.22	2,000,000	1,981,387	1,988,144	- -
10921	TRC	91282ZT0	U.S. Treasury	PS	10/3/2022	5/31/2025	91	Aaa		0.25	4.23	2,000,000	1,973,766	1,981,416	- -
10934	TRC	91282CED9	U.S. Treasury	MORETN	11/4/2022	3/15/2025	14	Aaa		1.75	4.64	2,000,000	1,994,661	1,997,922	- -
10935	TRC	91282CEU1	U.S. Treasury	MORETN	11/4/2022	6/15/2025	106	Aaa		2.875	4.65	2,000,000	1,989,313	1,990,391	- -
10936	TRC	91282CEY3	U.S. Treasury	MORETN	11/4/2022	7/15/2025	136	Aaa		3	4.66	2,000,000	1,988,457	1,988,490	- -
10945	TRC	9128285C0	U.S. Treasury	MORETN	11/18/2022	9/30/2025	213	Aaa		3	4.19	2,000,000	1,983,484	1,987,031	- -
10946	TRC	91282CEY3	U.S. Treasury	MORETN	11/18/2022	7/15/2025	136	Aaa		3	4.25	2,000,000	1,988,457	1,991,259	- -
10958	TRC	91282CEY3	U.S. Treasury	PS	11/30/2022	7/15/2025	136	Aaa		3	4.29	2,000,000	1,988,457	1,990,960	- -
10959	TRC	91282CEU1	U.S. Treasury	PS	11/30/2022	6/15/2025	106	Aaa		2.875	4.29	2,000,000	1,989,313	1,992,297	- -
10963	TRC	91282CHM6	U.S. Treasury	STIFEL	9/29/2023	7/15/2026	501	Aaa		4.5	4.88	3,000,000	3,010,547	2,985,412	- -
10965	TRC	91282CGE5	U.S. Treasury	CASTLE	11/16/2023	1/15/2026	320	Aaa		3.875	4.84	2,000,000	1,993,516	1,984,134	- -
10966	TRC	91282CGL9	U.S. Treasury	CASTLE	11/16/2023	2/15/2026	351	Aaa		4	4.82	2,000,000	1,994,531	1,985,188	- -
10969	TRC	91282CHB0	U.S. Treasury	PS	11/17/2023	5/15/2026	440	Aaa		3.625	4.66	2,000,000	1,984,531	1,976,655	- -
10970	TRC	91282CHU8	U.S. Treasury	GPAC	11/17/2023	8/15/2026	532	Aaa		4.375	4.63	2,000,000	2,003,672	1,992,990	- -
10973	TRC	91282CJC6	U.S. Treasury	STIFEL	11/17/2023	10/15/2026	593	Aaa		4.625	4.59	2,000,000	2,011,875	2,000,978	- -
10974	TRC	91282CHB0	U.S. Treasury	GPAC	11/22/2023	5/15/2026	440	Aaa		3.625	4.67	2,000,000	1,984,531	1,976,450	- -

Inv #	Inv Type	CUSIP	Security	Broker	Purchase Date	Maturity Date	Days To Maturity	Ratings		Coupon		Par Value	Market Value	Book Value	Call Date
								Moodys	S&P/Fitch	Rate	YTM 365				
10977	TRC	91282CGL9	U.S. Treasury	CASTLE	11/22/2023	2/15/2026	351	Aaa		4	4.74	2,000,000	1,994,531	1,986,558	- -
10978	TRC	91282CGR6	U.S. Treasury	CASTLE	11/22/2023	3/15/2026	379	Aaa		4.625	4.71	2,000,000	2,007,734	1,998,246	- -
10980	TRC	91282CEY3	U.S. Treasury	GPAC	12/8/2023	7/15/2025	136	Aaa		3	4.73	3,200,000	3,181,531	3,180,356	- -
10981	TRC	91282CFK2	U.S. Treasury	GPAC	12/8/2023	9/15/2025	198	Aaa		3.5	4.66	1,500,000	1,492,629	1,491,034	- -
10982	TRC	91282CED9	U.S. Treasury	DA DAV	12/8/2023	3/15/2025	14	Aaa		1.75	4.90	3,000,000	2,991,992	2,996,522	- -
10983	TRC	91282CEH0	U.S. Treasury	DA DAV	12/8/2023	4/15/2025	45	Aaa	AA+	2.625	4.85	3,700,000	3,687,686	3,690,285	- -
10986	TRC	91282XB1	U.S. Treasury	DA DAV	12/8/2023	5/15/2025	75	Aaa		2.125	4.82	3,200,000	3,180,425	3,183,085	- -
10991	TRC	91282CGA3	U.S. Treasury	DA DAV	12/12/2023	12/15/2025	289	Aaa		4	4.68	2,000,000	1,995,807	1,989,842	- -
10992	TRC	91282CGE5	U.S. Treasury	R W B	12/12/2023	1/15/2026	320	Aaa		3.875	4.64	2,000,000	1,993,516	1,987,320	- -
10994	TRC	91282CHN4	U.S. Treasury	GPAC	12/12/2023	7/31/2025	152	Aaa		4.75	4.84	700,000	701,542	699,742	- -
10995	TRC	912828P46	U.S. Treasury	STIFEL	12/12/2023	2/15/2026	351	Aaa		1.625	4.62	2,000,000	1,946,938	1,945,904	- -
10996	TRC	91282CJC6	U.S. Treasury	STIFEL	12/12/2023	10/15/2026	593	Aaa		4.625	4.46	2,000,000	2,011,875	2,004,977	- -
10997	TRC	91282CJK8	U.S. Treasury	STIFEL	12/12/2023	11/15/2026	624	Aaa		4.625	4.45	2,000,000	2,012,578	2,005,478	- -
10998	TRC	912828R36	U.S. Treasury	CASTLE	12/19/2023	5/15/2026	440	Aaa		1.625	4.26	2,000,000	1,935,000	1,940,137	- -
10999	TRC	91282CGV7	U.S. Treasury	CASTLE	12/19/2023	4/15/2026	410	Aaa		3.75	4.29	2,000,000	1,987,969	1,988,593	- -
11000	TRC	91282CFP1	U.S. Treasury	CASTLE	12/19/2023	10/15/2025	228	Aaa		4.25	4.48	2,000,000	1,999,328	1,997,192	- -
11002	TRC	91282CGL9	U.S. Treasury	GPAC	12/19/2023	2/15/2026	351	Aaa		4	4.34	2,000,000	1,994,531	1,993,709	- -
11004	TRC	91282CGE5	U.S. Treasury	GPAC	12/19/2023	1/15/2026	320	Aaa		3.875	4.38	2,000,000	1,993,516	1,991,656	- -
11021	TRC	91282CJT9	U.S. Treasury	CASTLE	3/21/2024	1/15/2027	685	Aaa		4	4.49	2,000,000	1,990,781	1,982,958	- -
11022	TRC	91282CJP7	U.S. Treasury	CASTLE	3/21/2024	12/15/2026	654	Aaa		4.375	4.50	2,000,000	2,004,375	1,995,704	- -
11031	TRC	91282CFB2	U.S. Treasury	CASTLE	10/4/2024	7/31/2027	882	Aaa		2.75	3.62	1,000,000	964,531	980,198	- -
11032	TRC	912828R0	U.S. Treasury	CASTLE	10/4/2024	8/15/2027	897	Aaa		2.25	3.61	1,000,000	952,266	968,381	- -
11038	TRC	912828ZV5	U.S. Treasury	GPAC	10/25/2024	6/30/2027	851	Aaa		0.5	3.98	1,000,000	915,000	923,693	- -
11040	TRC	91282CFB2	U.S. Treasury	CASTLE	10/25/2024	7/31/2027	882	Aaa		2.75	4.00	1,000,000	964,531	971,727	- -
11044	TRC	91282CCP4	U.S. Treasury	GPAC	11/6/2024	7/31/2026	517	Aaa		0.625	4.23	2,000,000	1,896,563	1,902,411	- -
11046	TRC	91282CFU0	U.S. Treasury	CASTLE	11/6/2024	10/31/2027	974	Aaa		4.125	4.16	2,000,000	1,992,969	1,998,044	- -
11048	TRC	91282CLG4	U.S. Treasury	CASTLE	11/14/2024	8/15/2027	897	Aaa		3.75	4.25	2,000,000	1,975,391	1,976,827	- -
11049	TRC	91282CLP4	U.S. Treasury	CASTLE	11/14/2024	9/30/2026	578	Aaa		3.5	4.29	2,000,000	1,976,484	1,976,202	- -
11050	TRC	91282CLH2	U.S. Treasury	CASTLE	11/14/2024	8/31/2026	548	Aaa		3.75	4.30	2,000,000	1,985,000	1,984,248	- -
11051	TRC	91282CCP4	U.S. Treasury	CASTLE	11/14/2024	7/31/2026	517	Aaa		0.625	4.29	2,000,000	1,896,563	1,900,771	- -
11052	TRC	91282CFB2	U.S. Treasury	STIFEL	11/14/2024	7/31/2027	882	Aaa		2.75	4.24	2,000,000	1,929,063	1,932,561	- -
11053	TRC	91282CAL5	U.S. Treasury	GPAC	11/14/2024	9/30/2027	943	Aaa		0.375	4.25	2,000,000	1,806,484	1,813,435	- -
11055	TRC	91282CCP4	U.S. Treasury	DA DAV	11/15/2024	7/31/2026	517	Aaa		0.625	4.26	1,000,000	948,281	950,765	- -
11057	TRC	91282CKR1	U.S. Treasury	CASTLE	11/22/2024	5/15/2027	805	Aaa		4.5	4.29	2,000,000	2,010,078	2,008,696	- -
11058	TRC	91282CJK8	U.S. Treasury	CASTLE	11/22/2024	11/15/2026	624	Aaa		4.625	4.31	2,000,000	2,012,578	2,010,182	- -
11059	TRC	91282CKJ9	U.S. Treasury	CASTLE	11/22/2024	4/15/2027	775	Aaa		4.5	4.30	2,000,000	2,010,078	2,008,036	- -
11060	TRC	91282CLH2	U.S. Treasury	CASTLE	11/22/2024	8/31/2026	548	Aaa		3.75	4.35	2,000,000	1,985,000	1,982,862	- -
11061	TRC	91282CJT9	U.S. Treasury	CASTLE	11/22/2024	1/15/2027	685	Aaa		4	4.31	2,000,000	1,990,781	1,988,874	- -
11063	TRC	91282CKE0	U.S. Treasury	DA DAV	11/22/2024	3/15/2027	744	Aaa		4.25	4.28	2,000,000	1,999,844	1,998,711	- -
11066	TRC	91282CJC6	U.S. Treasury	PS	11/22/2024	10/15/2026	593	Aaa		4.625	4.32	2,000,000	2,011,875	2,009,347	- -
11067	TRC	91282CFH9	U.S. Treasury	DA DAV	11/25/2024	8/31/2027	913	Aaa		3.125	4.30	2,000,000	1,944,688	1,945,310	- -
11068	TRC	91282CJP7	U.S. Treasury	DA DAV	11/25/2024	12/15/2026	654	Aaa		4.375	4.33	2,000,000	2,004,375	2,001,482	- -
11069	TRC	91282CJK8	U.S. Treasury	GPAC	11/25/2024	11/15/2026	624	Aaa		4.625	4.34	2,000,000	2,012,578	2,009,208	- -
11070	TRC	91282CJT9	U.S. Treasury	GPAC	11/25/2024	1/15/2027	685	Aaa		4	4.32	2,000,000	1,990,781	1,988,557	- -
11071	TRC	91282CKJ9	U.S. Treasury	GPAC	11/25/2024	4/15/2027	775	Aaa		4.5	4.31	2,000,000	2,010,078	2,007,508	- -
11072	TRC	91282CFB2	U.S. Treasury	GPAC	11/25/2024	7/31/2027	882	Aaa		2.75	4.30	2,000,000	1,929,063	1,929,826	- -
11074	TRC	91282CAL5	U.S. Treasury	CASTLE	11/25/2024	9/30/2027	943	Aaa		0.375	4.30	1,000,000	903,242	905,411	- -
11075	TRC	91282CKE0	U.S. Treasury	CASTLE	11/25/2024	3/15/2027	744	Aaa		4.25	4.32	2,000,000	1,999,844	1,997,094	- -
11076	TRC	91282CLQ2	U.S. Treasury	CASTLE	11/25/2024	10/15/2027	958	Aaa		3.875	4.30	2,000,000	1,979,844	1,979,123	- -
11077	TRC	91282CKA8	U.S. Treasury	PS	11/25/2024	2/15/2027	716	Aaa		4.125	4.32	2,000,000	1,995,078	1,992,558	- -
11078	TRC	91282CHA2	U.S. Treasury	PS	12/6/2024	4/30/2028	1156	Aaa		3.5	4.12	2,000,000	1,952,266	1,963,904	- -
11079	TRC	91282CBS9	U.S. Treasury	PS	12/6/2024	3/31/2028	1126	Aaa		1.25	4.12	2,000,000	1,822,266	1,836,266	- -
11080	TRC	91282CLL3	U.S. Treasury	PS	12/6/2024	9/15/2027	928	Aaa		3.375	4.12	2,000,000	1,956,250	1,964,645	- -
11081	TRC	91282CGC9	U.S. Treasury	DA DAV	12/6/2024	12/31/2027	1035	Aaa		3.875	4.10	2,000,000	1,978,672	1,988,079	- -
11082	TRC	91282CGP0	U.S. Treasury	STIFEL	12/6/2024	2/29/2028	1095	Aaa		4	4.12	2,000,000	1,983,672	1,993,341	- -
11083	TRC	91282CBJ9	U.S. Treasury	STIFEL	12/6/2024	1/31/2028	1066	Aaa		0.75	4.12	2,000,000	1,803,516	1,817,063	- -
11084	TRC	91282CFH9	U.S. Treasury	STIFEL	12/6/2024	8/31/2027	913	Aaa		3.125	4.12	2,000,000	1,944,688	1,953,155	- -
11085	TRC	91282CFB2	U.S. Treasury	STIFEL	12/6/2024	7/31/2027	882	Aaa		2.75	4.13	1,500,000	1,446,797	1,452,988	- -
11086	TRC	91282CKV2	U.S. Treasury	GPAC	12/6/2024	6/15/2027	836	Aaa		4.625	4.13	1,500,000	1,512,422	1,516,117	- -
11087	TRC	9128283F5	U.S. Treasury	GPAC	12/6/2024	11/15/2027	989	Aaa		2.25	4.12	2,000,000	1,894,844	1,905,468	- -
11089	TRC	9128283W8	U.S. Treasury	CASTLE	1/8/2025	2/15/2028	1081			2.75	4.36	2,500,000	2,391,211	2,389,868	- -
11090	TRC	91282CBB6	U.S. Treasury	CASTLE	1/8/2025	12/31/2027	1035			0.625	4.34	2,000,000	1,801,875	1,804,509	- -
11091	TRC	91282CGT2	U.S. Treasury	PS	1/8/2025	3/31/2028	1126			3.625	4.35	2,000,000	1,961,172	1,958,555	- -
11093	TRC	91282CMF5	U.S. Treasury	DA DAV	1/15/2025	1/15/2028	1050			4.25	4.33	2,000,000	1,998,281	1,995,666	- -
11096	TRC	9128283W8	U.S. Treasury	PS	1/17/2025	2/15/2028	1081			2.75	4.29	2,000,000	1,912,969	1,915,367	- -

Inv #	Inv Type	CUSIP	Security	Broker	Purchase Date	Maturity Date	Days To Maturity	Ratings		Coupon Rate	YTM 365	Par Value	Market Value	Book Value	Call Date
								Moodys	S&P/Fitch						
11097	TRC	91282CCE9	U.S. Treasury	STIFEL	1/17/2025	5/31/2028	1,187			1.25	4.32	1,000,000	906,289	907,925	- -
11098	TRC	91282CGT2	U.S. Treasury	CASTLE	1/17/2025	3/31/2028	1,126			3.63	4.32	2,000,000	1,961,172	1,960,267	- -
10865	MC1	037833DN7	Apple Inc	GPAC	11/18/2021	9/11/2026	559	Aaa	AA+	2.05	1.46	2,000,000	1,928,919	2,017,487	7/11/2026
11039	MC1	037833DB3	Apple Inc	GPAC	10/25/2024	9/12/2027	925	Aaa	AA+	2.90	4.10	1,000,000	962,504	971,607	6/12/2027
11045	MC1	037833DB3	Apple Inc	GPAC	11/6/2024	9/12/2027	925	Aaa	AA+	2.90	4.26	2,000,000	1,925,008	1,935,537	6/12/2027
11064	MC1	037833DN7	Apple Inc	GPAC	11/22/2024	9/11/2026	559	Aaa	AA+	2.05	4.41	2,000,000	1,928,919	1,931,356	7/11/2026
10822	MC1	12572QAG0	CME GROUP	GPAC	1/4/2021	3/15/2025	14	Aa3	AA-	3.00	0.65	2,000,000	1,996,611	2,001,801	- -
10818	MC1	166764BW9	Chevron Corp	GPAC	12/28/2020	5/11/2025	71	Aa2	AA-	1.55	0.65	1,663,000	1,650,307	1,665,887	- -
10824	MC1	166764BW9	Chevron Corp	CASTLE	1/7/2021	5/11/2025	71	Aa2	AA-	1.55	0.62	2,000,000	1,984,735	2,003,588	- -
11065	MC1	48125LRU8	JPMorgan Chase - Corporate N	GPAC	11/22/2024	12/8/2026	647	Aa2	AA-	5.11	4.52	2,000,000	2,020,416	2,019,629	11/8/2026
10801	MC1	30231GBH4	XTO Energy Inc	GPAC	11/19/2020	3/19/2025	18	Aa2	AA-	2.99	0.81	2,000,000	1,996,113	2,002,136	- -
10800	MC1	98459LAA1	YALE UNIVERSITY	GPAC	11/18/2020	4/15/2025	45	Aaa	AAA	0.87	0.58	2,000,000	1,986,186	2,000,710	- -
11073	MUN	0793653X8	City of Bellevue WA	STIFEL	11/25/2024	12/1/2027	1,005	Aaa	AAA	1.12	4.35	1,200,000	1,098,948	1,101,077	- -
10930	MUN	13048VLK2	CA ST MUNI FIN AUTH REVENUE	GPAC	10/26/2022	10/1/2025	214	A1		2.15	5.00	2,060,000	2,030,006	2,028,476	- -
10871	MUN	250325UL9	DESCHUTES CTY SCH DIST #1	R W B	12/7/2021	6/15/2026	471	Aa1		1.40	1.23	2,000,000	1,922,200	2,004,247	- -
11056	MUN	473448EZ7	JEFFERSON COUNTY SCHOOL DIST	STIFEL	11/15/2024	6/15/2027	836	AA1		1.79	4.32	1,580,000	1,489,182	1,494,045	- -
11092	MUN	473448FA1	JEFFERSON COUNTY SCHOOL DIST	PS	1/8/2025	6/15/2028	1,202			1.87	4.49	1,920,000	1,766,976	1,768,166	- -
10840	MUN	498368EB1	KLAMATH CNTY OR SCH DIST	PS	7/1/2021	6/15/2025	106		AA+	0.86	0.86	400,000	394,976	400,000	- -
11034	MUN	515390PX4	Lane County School District	PS	10/9/2024	6/15/2027	836	Aa1		1.10	4.01	500,000	463,305	468,767	- -
10870	MUN	569280EX4	Salem-Keizer School District	PS	12/7/2021	6/15/2026	471	Aa1		1.44	1.29	2,000,000	1,922,620	2,003,694	- -
11042	MUN	569203MG4	Salem-Keizer School District	PS	11/6/2024	6/30/2026	486	Aa2		3.22	4.36	1,750,000	1,723,733	1,724,556	6/30/2025
10825	MUN	625506PX2	MULTNOMAH CO-REF-TXBL	GPAC	1/21/2021	6/1/2025	92	Aaa	AAA	1.00	0.50	2,165,000	2,141,575	2,167,673	- -
10841	MUN	625517NE3	MULTNOMAH COUNTY OR SCHOOLS	CASTLE	7/15/2021	6/30/2025	121	Aa2	AA	0.95	0.69	1,255,000	1,238,045	1,256,074	- -
10875	MUN	68587FAW4	OR EDU DIST FF&C PENSION OBLI	R W B	12/8/2021	6/30/2026	486	AA2	AA	1.10	1.39	250,000	239,008	249,093	- -
11037	MUN	68587FAX2	OR EDU DIST FF&C PENSION OBLI	GPAC	10/24/2024	6/30/2027	851	AA2	AA	1.36	4.09	1,260,000	1,171,939	1,184,775	- -
11088	MUN	68587FAY0	OR EDU DIST FF&C PENSION OBLI	STIFEL	12/6/2024	6/30/2028	1,217	Aa2	AA	1.53	4.21	975,000	883,545	895,044	- -
10950	MUN	68609TWD6	OREGON STATE	GPAC	12/1/2022	5/1/2025	61	Aa1	AA+	0.90	4.75	500,000	495,855	497,182	- -
11028	MUN	68608USZ0	Oregon State Lottery	GPAC	9/24/2024	8/1/2027	883	Aa1	AA+	3.23	3.64	515,000	501,358	510,149	- -
11035	MUN	68609TNF1	Oregon State Lottery	STIFEL	10/23/2024	11/1/2027	975	Aa1	AA+	2.10	4.11	400,000	376,108	379,988	- -
11036	MUN	68609TWF1	Oregon State Lottery	STIFEL	10/23/2024	5/1/2027	791	Aa1	AA+	1.32	4.05	1,000,000	934,980	944,197	- -
10863	MUN	68583RCV2	OR ST COMMUNITY COLLEGE DIST	GPAC	11/18/2021	6/30/2026	486	Aa1	AA+	5.68	1.40	210,000	213,749	221,541	- -
11027	MUN	685869FR5	OR ST COMMUNITY COLLEGE DIST	GPAC	9/25/2024	7/1/2027	852	Aa3	AA-	2.60	3.60	505,000	483,497	493,428	- -
10876	MUN	68607DVC6	ODOT HWY USER TAX REV	R W B	12/8/2021	11/15/2026	624	Aa1	AAA	0.93	1.37	260,000	245,021	258,153	- -
10845	MUN	736688MF6	Portland Community College	MORETN	7/23/2021	6/15/2026	471	Aa1		0.90	0.80	1,250,000	1,190,150	1,251,560	- -
10951	MUN	752147HJ0	RANCHO SANTIAGO CA CMNTY CLG D	GPAC	12/1/2022	9/1/2025	184	Aa2	AA	0.73	4.63	1,895,000	1,857,327	1,860,745	- -
10831	MUN	799055QU5	SAN MATEO CA FOSTER CITY SCHO	DA DAV	2/16/2021	8/1/2025	153	Aaa	AA+	1.60	0.47	500,000	493,450	502,321	- -
10787	MUN	88675ABS4	TIGARD OR WTR SYS REVENUE	PS	11/3/2020	8/1/2025	153	Aa3	AA	2.00	0.85	350,000	346,080	351,640	- -
11029	MUN	91412HGF4	UNIV OF CALIFORNIA CA REVENUES	STIFEL	9/25/2024	5/15/2027	805	AA2	AA	1.32	3.70	1,000,000	932,000	950,329	- -
10798	MUN	938429V61	Washington County SD Municipal	PS	11/17/2020	6/15/2025	106	Aa1	AA+	0.91	0.64	350,000	345,699	350,266	- -
10078	RRP	SYS10078	Local Govt Investment Pool		7/1/2006	- -	1			4.70	4.70	57,092,015	57,092,015	57,092,015	- -
10084	RR2	SYS10084	First Interstate Bank		7/1/2006	- -	1			4.25	4.25	9,000,000	9,000,000	9,000,000	- -
10085	RR2	SYS10085	First Interstate Bank		10/13/2023	- -	1			4.25	4.25	9,560,356	9,560,356	9,560,356	- -
												364,310,371	358,810,737	359,885,372	