



CITY OF DEADWOOD
PARKING STRUCTURE
SIGNAGE

DESIGN INTENT

10/05/2023

WAYFINDING

The art and science of creating information systems that help people orient themselves in the built environment allowing them to navigate from place to place.



DRAWING INDEX

NUMBER	TITLE
0.00	COVER SHEET
0.01	TABLE OF CONTENTS
0.02	PROJECT STANDARDS - FONTS
0.03	PROJECT STANDARDS - SYMBOLS
0.04	PROJECT STANDARDS - COLOR & MATERIAL
0.05	PROJECT STANDARDS - GENERAL SPECS
0.06	SIGN TYPES
0.07	SIGNAGE LOCATION PLAN - LEVEL 1
0.08	SIGNAGE LOCATION PLAN - LEVEL 2
0.09	SIGNAGE LOCATION PLAN - LEVEL 3
0.10	SIGNAGE LOCATION PLAN - LEVEL 4
0.11	BEFORE & AFTER IMAGES
1.00	ROOM IDENTIFICATION
2.00	OVERHEAD DIRECTIONAL
3.00	DDWD / OYSTER BAY SIGN PANEL
4.00	PAYMENT INFORMATION (SMALL)
5.00	PAYMENT INFORMATION (LARGE)
6.00	REGULATORY - COMPACT CAR ONLY
7.00	REGULATORY - PERMIT ONLY
8.00	REGULATORY - CITY VEHICLES ONLY
9.00	REGULATORY - ADA PARKING
10.00	LEVEL IDENTIFICATION
10.10	LEVEL IDENTIFICATION - ELEVATOR AREA
11.00	RAMP POLICIES
12.00	MAP/INFO DESK
13.00	FIRE EXTINGUISHER IDENTIFICATION
14.00	HEADACHE BAR
15.00	REGULATORY - NO PARKING
16.00	LEVEL IDENTIFICATION - COLUMN
17.00	REGULATORY - DO NOT ENTER
18.00	RAMP DIRECTIONAL
19.00	ELEVATOR EVACUATION SIGNAGE
20.00	ELEVATOR LEVEL IDENTIFICATION
21.00	REVISED ENTRY BANNER
22.00	OVERSIZED VEHICLES REPLACEMENT PANEL

CONTACT:
 Ray Berberich
 605-430-5170
 ray@berberichdesign.com



Project:
 Deadwood Parking Structure
 Signage

Prepared for:
 The City of Deadwood
 Deadwood, South Dakota

Client Contact:
 Kevin Kuchenbecker
 Historic Preservation Officer
 Department of Planning &
 Preservation
 605-578-2082 Office
 605-641-5568 Mobile

Date: 01/21/2021
 Revisions:
 10/05/2023

© 2023 BERBERICH DESIGN

The sole purpose of all drawings is to express visual design intent only and is not intended for actual fabrication purposes. Reasonable effort and judgment has been made to interpret applicable NUTCD, ADA and other federal, state and local laws, rules, codes, ordinances and regulations as they apply to this project. Upon the awarded bid and/or occurrence of these designs all applicable laws, codes, ordinances and regulations shall be followed. Full responsibility for all sign selection, contractor(s) shop drawings, fabrication methods, permitting, installation, and to assure that the project and all sign types are in compliance. Verify all information provided. Shop drawings are required. When engineered drawings are required all drawings are to be sealed and signed by a Registered PE within the state where the project is located.

This document is the sole property of Berberich Design and all drawings are protected under US copyright law. The reproduction, reuse and sales rights regarding the drawings and designs herein are expressly forbidden. It is submitted under a confidential relationship, for a special purpose, and the recipient, by accepting this document shall not be copied or reproduced in whole or in part, nor its contents revealed in any manner or to any person except for the purpose for which it was tendered, nor any special features peculiar to this design be incorporated in other projects.

TABLE OF CONTENTS



CONTACT:
Ray Berberich
605-430-5170
ray@berberichdesign.com



Project:
Deadwood Parking Structure
Signage

Prepared for:
The City of Deadwood
Deadwood, South Dakota

Client Contact:
Kevin Kuchenbecker
Historic Preservation Officer
Department of Planning &
Preservation
605-578-2082 Office
605-641-5568 Mobile

Date: 01/21/2021
Revisions:
- 01/26/2021
- 10/05/2023

© 2023 BERBERICH DESIGN

The sole purpose of all drawings is to express visual design intent only and is not intended for actual fabrication purposes. Reasonable effort and judgment has been made to interpret applicable MUTCD, ADA and other federal, state and local laws, rules, codes, ordinances and regulations as they apply to this project. Upon the awarded bid and/or acceptance of these designs, the sign contractor shall be responsible for the final appearance of the signs. Full responsibility for all sign selection, construction, fabrication methods, permitting, installation, and to assure that the project and all sign types are in compliance. Verify all information provided. Shop drawings are required. When engineered drawings are required all drawings are to be sealed and signed by a Registered PE within the state where the project is located.

This document is the sole property of Berberich Design and all drawings are protected under US copyright law. The reproduction, reuse and sales rights regarding the drawings and designs herein are expressly forbidden. It is submitted under a confidential relationship, for a special purpose, and the recipient, by accepting this document shall not be copied or reproduced in whole or in part, nor its contents revealed in any manner or to any person except for the purpose for which it was tendered, nor any special features peculiar to this design be incorporated in other projects.

PROJECT FONTS

ROADGEEK 2005 SERIES D

ABCDEFGHIJKLMNOPQRSTUVWXYZ
abcdefghijklmnopqrstuvwxyz
1234567890

FREIGHTSANS PRO, MEDIUM

ABCDEFGHIJKLMNOPQRSTUVWXYZ
abcdefghijklmnopqrstuvwxyz
1234567890

PROJECT FONTS



CONTACT:
Ray Berberich
605-430-5170
ray@berberichdesign.com



Project:
Deadwood Parking Structure
Signage

Prepared for:
The City of Deadwood
Deadwood, South Dakota

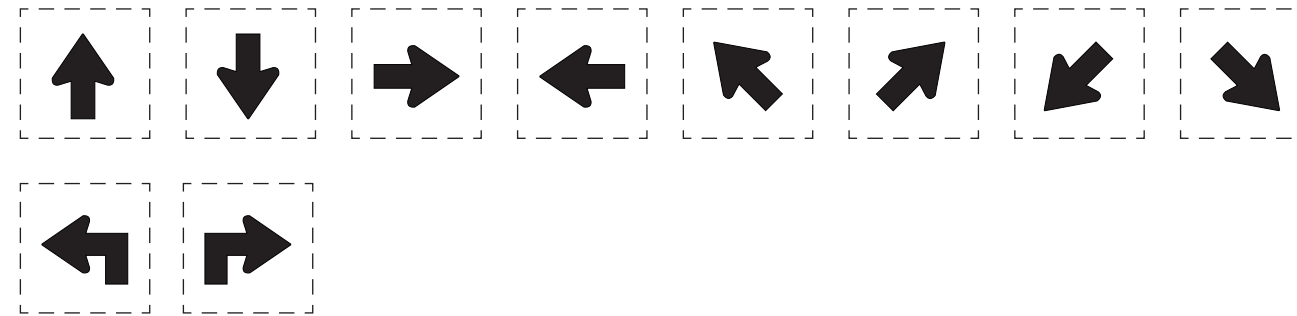
Client Contact:
Kevin Kuchenbecker
Historic Preservation Officer
Department of Planning &
Preservation
605-578-2082 Office
605-641-5568 Mobile

Date: 01/21/2021
Revisions:
- 01/26/2021
- 10/05/2023

PROJECT ARROWS AND SYMBOLS

ARROWS

Dotted line designates the required clear space for the arrow. Arrow dimensions include the dotted area.



SYMBOLS

Dotted line designates the required clear space for the symbol. Symbol dimensions include the dotted area.



© 2023 BERBERICH DESIGN

The sole purpose of all drawings is to express visual design intent only and is not intended for actual fabrication purposes. Reasonable effort and judgment has been made to interpret applicable NUTCD, ADA and other federal, state and local laws, rules, codes, ordinances and regulations as they apply to this project. Upon the awarded bid and/or acceptance of these designs the sign contractor shall be responsible for the final appearance of the signs. The sign contractor shall select the materials, methods, fabrication methods, permitting, installation, and to assure that the project and all sign types are in compliance. Verify all information provided. Shop drawings are required. When engineered drawings are required all drawings are to be sealed and signed by a Registered PE within the state where the project is located.

This document is the sole property of Berberich Design and all drawings are protected under US copyright law. The reproduction, reuse and sales rights regarding the drawings and designs herein are expressly forbidden. It is submitted under a confidential relationship, for a special purpose, and the recipient, by accepting this document shall not be copied or reproduced in whole or in part, nor its contents revealed in any manner or to any person except for the purpose for which it was tendered, nor any special features peculiar to this design be incorporated in other projects.

PROJECT STANDARDS
SYMBOLS



CONTACT:
 Ray Berberich
 605-430-5170
 ray@berberichdesign.com

PROJECT COLORS & MATERIALS

COLORS	PAINT	VINYL
LEVEL 1	CL-1: Level 1 MP08528 / Engine Orange	VL-1: Level 1 Gerber High Performance Series 220 / Bright Orange 220-14
LEVEL 2	CL-2: Level 2 MP00292 / Palermo Purple	VL-2: Level 2 Gerber High Performance Series 220 / Dark Violet 220-98
LEVEL 3	CL-3: Level 3 MP13427 / Anole Green	VL-3: Level 3 Gerber High Performance Series 220 / Apple Green 220-196
LEVEL 4	CL-4: Level 4 MP32071 / White Wonder	CL-4: Level 4 Gerber High Performance Series 220 / Matte White 220-20

	C1 MP18207 / Slate Metallic	V1 Gerber Premium Metallic / Slate Metallic 201
	C2 MP15026 / Fire Breathing Red	V2 Gerber High Performance Series 220 / Tomato Red 220-13
	C3 MP32071 / White Wonder	V3 Gerber High Performance Series 220 / Matte White 220-20
	No Paint Equivalent	V4 Gerber High Performance Reflective Series 280i / 280i White
	No Paint Equivalent	V5 Gerber High Performance Translucent Series / Intense Blue 230-127
	C6 Federal Standard 595B, No. 15090 (Blue)	V6 Gerber High Performance Series 220 / Intense Blue 220-47
	C7 Matte Black	V7 Gerber High Performance Series 220 / Matte Black 220-22
	C8 MP02548 / Dahlia Yellow	V8 Gerber High Performance Series 220 / Chrome Yellow 220-145



Project:
 Deadwood Parking Structure
 Signage

Prepared for:
 The City of Deadwood
 Deadwood, South Dakota

Client Contact:
 Kevin Kuchenbecker
 Historic Preservation Officer
 Department of Planning &
 Preservation
 605-578-2082 Office
 605-641-5568 Mobile

Date: 01/21/2021
 Revisions:
 - 01/26/2021
 - 10/05/2023

© 2023 BERBERICH DESIGN

The sole purpose of all drawings is to express visual design intent only and is not intended for actual fabrication purposes. Reasonable effort and judgment has been made to interpret applicable NDTCD, ADA and other federal, state and local laws, rules, codes, ordinances and regulations as they apply to this project. Upon the awarded bid and/or acceptance of these designs, the designer shall be responsible for all contractor's shop drawings and full responsibility for all selected materials, finishes, colors, textures, fabrication methods, permitting, installation, and to assure that the project and all sign types are in compliance. Verify all information provided. Shop drawings are required. When engineered drawings are required all drawings are to be sealed and signed by a Registered PE within the state where the project is located.

This document is the sole property of Berberich Design and all drawings are protected under US copyright law. The reproduction, reuse and sales rights regarding the drawings and designs herein are expressly forbidden. It is submitted under a confidential relationship, for a special purpose, and the recipient, by accepting this document shall not be copied or reproduced in whole or in part, nor its contents revealed in any manner or to any person except for the purpose for which it was tendered, nor any special features peculiar to this design be incorporated in other projects.

PROJECT COLOR &
 MATERIALS

GENERAL SPECIFICATIONS

SUBMITTALS

A. SHOP DRAWINGS: Three (3) sets of detailed shop drawings (plans, elevations, and scale drawings) are to be submitted to the Owner and Designer for review prior to production. These drawings are to show/indicate all materials, finishes, construction details, lighting, and installation detailing of artwork and signage structure, including locations of all material seams (finished and unfinished). Additional drawing(s) may be requested by the Designer, at the contractor's expense, to further indicate items in question.

B. PRODUCT DATA: Submit manufacturer's technical data and installation instructions for each type of sign and/or fixture required, as will be provided in the completed, installed sign unit.

C. SPECIFIC SAMPLES: Submit two (2) 3" x 5" samples of all actual material to be used for each different finish surface, (each color and texture) coated to match the proper color texture and finish as for each indicated, to show the quality of fabrication and design. If there are material seams or welded joints in the sign cabinet, a sample of a continuously welded, ground, filed, and smoothed seam with the correct indicated finish(s) applied must be submitted for Designer review. Completed and installed components will be evaluated based on these submittals.

D. OTHER SAMPLES: Two (2) 3" x 5" samples of all exterior materials that can be viewed when all finished sign structures are completed and in place (in addition to those mentioned above) are to be submitted for Designer review prior to production. Items sampled would include those specified, as well as those materials proposed for substitution of specified materials, or suggested materials for those that are unspecified, including Neon (sample drawing will be provided).

E. STRUCTURE: Design of installation, internal structure, mounting assemblies and foundations by Sign Contractor: Sign Contractor shall submit two sets of comprehensive shop drawings incorporating an adequate foundation or mounting structure for all sign components, given site conditions. The sign contractor shall at his expense submit calculations, stamped by the appropriate Engineer registered in the state, of Final Installation for all structural members, including foundations for Owner's review.

F. ELECTRICAL REQUIREMENTS: Sign Contractor shall provide at the earliest possible time the specific electrical requirements (if any) to the Owner.

G. LAMP SERVICE: Sign Contractor to provide Designer and Owner with complete lamp replacement information—brand, type, wattage, color, etc.—for all lighted components. This information shall be in typewritten format (8-1/2" x 11") and shall indicate at least one local (site) supplier.

H. MAINTENANCE: Sign Contractor to provide Designer and Owner with complete finish/component care instructions as specified by manufactures for ongoing cosmetic sign cleaning and maintenance.

MATERIALS

A. ACRYLIC/COLOR TRANSLUCENT SHEET: Where sheet material is indicated as a "color," provide color translucent sheet of density required to produce uniform brightness without halo effects. Material provided shall be appropriately matched to the intended permanent field conditions.

B. ACRYLIC/TRANSPARENT SHEET: Where sheet material is indicated as "clear," provide colorless sheet in glass finish, with light transmittance of 92%, where tested in accordance with the requirements of ASTM D-1003.

C. ALUMINUM SHEET: Provide aluminum sheet of alloy and temper recommended by the aluminum producer or finisher for the type of use and finish indicated, and with not less than the strength and durability properties specified in ASTM B109 for 5005-H15.

D. ALUMINUM EXTRUSIONS: Provide aluminum extrusions of alloy and temper recommended by the aluminum producer or finisher for the type of use and finish indicated, and with not less than the strength and durability properties specified in ASTM B-221 for 6063-T5.

E. STRUCTURAL STEEL: Provide internal galvanized structural steel as required to meet the requirements of the permanent installation.

F. FASTENERS: Unless otherwise indicated, use concealed fasteners fabricated from metals that are non-corrosive to either the signage materials or the mounting surface.

G. ELECTRICAL/LAMPS: Provide new electrical components and respective lamps, so as to be easily repaired or replaced from local available stock. (24 hr. max. turnaround.)

H. VINYL WALL COVERING: Type II, PVC coated, 20 oz., 20 mil, passes flame test, ASTM E-84-98, Meets UL723, NFPA NO. 255, UBC 42-1 AND ANSI NO. 2.5.

I. PERMITS: Sign Fabricator is responsible for acquiring all necessary permits and approvals from all local authorities for contents of this package prior to fabrication and/or installation. Owner is to be supplied with copies of all permits and approvals.

J. ALTERNATE MATERIALS AND METHODS: All bids are to be based directly on the materials and fabrication techniques indicated in this drawing package. No alternates will be considered as part of the base bid. Any alternates suggested by the potential bidder must be quoted separately as alternates and must be accompanied by a complete description of the proposed alternate in order to be considered.

QUALITY ASSURANCE

A. UL COMPLIANCE: Provide lighting fixture and electrical components that are UL-labeled and listed. Indicate electrical service required and location for review by Designer.

B. LAMP EMISSION: All lighting fixtures/sources shall emit a color balanced, consistent, and uniform light with no browning, flickering, haloing, or other uneven effect.

C. ELECTRICAL HARDWARE: All transformers and electrical hardware shall be concealed, non-audible, and non-visible to pedestrian and vehicular traffic.

D. LABELING: Code permitting, there shall be no visible labels, manufacturer's or otherwise, on the completed signs. If labels are required, a sample label and intended location must be submitted for Designer review, prior to application.

E. STOCK: All materials, hardware, electrical components, finishes, etc., used to fabricate any and all sign components shall be "NEW" (not previously used or operated in any other application) and from the most recent original manufacturer's production run/supply and appropriately matched to the service conditions required of the site.

F. ARTWORK: Finished black and white, film positive or digital artwork for all symbols and other custom designed graphic components, such as logos, logo-type and arrow heads used for all sign types shall be furnished or specified by the Owner for reproduction. All enlarging and reducing is the responsibility of the Sign Contractor.

G. EXECUTION: Problems such as messages being too long to fit into the required formats, difficult logo or logo-type components to reproduce accurately, etc., must be brought to the attention of the Designer, prior to execution. It is required that the Sign Contractor not resolve these kinds of discrepancies.

H. OWNERSHIP: All graphic designs created by the Designer and/or Owner for this project are to be used exclusively for this project. The sign Contractor must receive express written permission from both the Designer and Owner for any use other than for the completion of this project, including self-promotion and publication. It is required that all original artwork furnished by the Owner be returned upon completion of this project. (Deposit may be required.)

I. ACCEPTANCE: All work shall be complete in every respect and satisfactory to all governing legislative authorities, building codes, the Owner, and the Designer.

WARRANTY

A. During the warranty period, the Contractor agrees to restore defective work to the standard of the Bid Documents without cost to the Client, including material and labor, for three years after acceptance of the Work.

B. Signs shall be warranted for five years against discoloration, UV fading, delamination, or deterioration.

C. Vinyl letters shall be warranted for five years against failing, to include but not limited to, cracking and delamination from substrate.

D. At project completion, the Contractor must include within a 3-ring binder material samples and all warranty information, to include but not limited to, labor, materials, products used, along with all lighting specifications and manufacturers' contact information.

PERMITS

A. PERMITS: Sign Fabricator is responsible for acquiring all necessary permits and approvals from all governing authorities for contents of this package prior to fabrication and/or installation. Owner is to be supplied with copies of all permits and approvals

CRITICAL DATES

A. BID COMPLETION: Potential bidders shall have generally 14 days to complete and return all bids. Specific dates to be determined.

B. PROJECT COMPLETION: Successful bidder shall have six (6) weeks or a mutually agreed date(s) after bid has been awarded to complete the project. Specific dates for substantial completion and project close-out to be determined.

AT OWNER REQUEST

A. All bidders shall submit, at Owners request, three (3) examples of similar projects, completed under the bidding company's name, within a period of three years prior to the date of this bid. This submittal shall include: detailed photographs, shop drawing examples, total project costs, a written description regarding the bidders' specific roles in each project, and a statement regarding their qualifications as they directly relate to this project.



CONTACT:
Ray Berberich
605-430-5170
ray@berberichdesign.com



Project:
Deadwood Parking Structure
Signage

Prepared for:
The City of Deadwood
Deadwood, South Dakota

Client Contact:
Kevin Kuchenbecker
Historic Preservation Officer
Department of Planning &
Preservation
605-578-2082 Office
605-641-5568 Mobile

Date: 01/21/2021
Revisions:
- 10/05/2023

© 2023 BERBERICH DESIGN

The sole purpose of all drawings is to express visual design intent only and is not intended for actual fabrication purposes. Reasonable effort and judgment has been made to interpret applicable IBC/IRC, ADA and other federal, state and local laws, rules, codes, ordinances and regulations as they apply to this project. Upon the awarded bid and/or acceptance of these design drawings, the sign contractor(s) shall be responsible for all fabrication methods, permitting, installation, and to assure that the project and all sign types are in compliance. Verify all information provided. Shop drawings are required. When engineered drawings are required all drawings are to be sealed and signed by a Registered PE within the state where the project is located. This document is the sole property of Berberich Design and all drawings are protected under US copyright law. The reproduction, reuse and sales rights regarding the drawings and designs herein are expressly forbidden. It is submitted under a confidential relationship, for a special purpose, and the recipient, by accepting this document shall not be copied or reproduced in whole or in part, nor its contents revealed in any manner or to any person except for the purpose for which it was rendered, nor any special features peculiar to this design be incorporated in other projects.

GENERAL
SPECIFICATIONS

0.05



CONTACT:
 Ray Berberich
 605-430-5170
 ray@berberichdesign.com



Project:
 Deadwood Parking Structure
 Signage

Prepared for:
 The City of Deadwood
 Deadwood, South Dakota











Client Contact:
 Kevin Kuchenbecker
 Historic Preservation Officer
 Department of Planning &
 Preservation
 605-578-2082 Office
 605-641-5568 Mobile

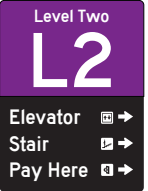










Date: 01/21/2021
 Revisions:
 - 01/26/2021
 - 10/05/2023

© 2023 BERBERICH DESIGN

The sole purpose of all drawings is to express visual design intent only and is not intended for actual fabrication purposes. Reasonable effort and judgment has been made to interpret applicable MUTCD, ADA and other federal, state and local laws, rules, codes, ordinances and regulations as they apply to this project. Upon the awarded bid and/or acceptance of the design, the designer shall be responsible for all sign selection, shop drawings, fabrication methods, permitting, installation, and to assure that the project and all sign types are in compliance. Verify all information provided. Shop drawings are required. When engineered drawings are required all drawings are to be sealed and signed by a Registered PE within the state where the project is located.

This document is the sole property of Berberich Design and all drawings are protected under US copyright law. The reproduction, reuse and sales rights regarding the drawings and designs herein are expressly forbidden. It is submitted under a confidential relationship, for a special purpose, and the recipient, by accepting this document shall not be copied or reproduced in whole or in part, nor its contents revealed in any manner or to any person except for the purpose for which it was tendered, nor any special features peculiar to this design be incorporated in other projects.

- 1.00 ROOM IDENTIFICATION 
- 2.00 OVERHEAD DIRECTIONAL 
- 3.00 DDWD / OYSTER BAY SIGN PANEL 
- 4.00 PAYMENT INFO (SMALL) 
- 5.00 PAYMENT INFO (LARGE) 
- 6.00 REGULATORY - COMPACT ONLY 
- 7.00 REGULATORY - PERMIT ONLY 
- 8.00 REGULATORY - CITY VEHICLES ONLY 
- 9.00 REGULATORY - ADA PARKING 
- 10.00 LEVEL IDENTIFICATION 

- 10.10 LEVEL IDENTIFICATION - ELEVATOR AREA 
- 11.00 RAMP POLICIES 
- 12.00 MAP/INFO DESK 
- 13.00 FIRE EXTINGUISHER IDENTIFICATION 
- 14.00 HEADACHE BAR 
- 15.00 REGULATORY - NO PARKING 
- 16.00 LEVEL IDENTIFICATION - COLUMN 
- 17.00 REGULATORY - DO NOT ENTER 
- 18.00 RAMP DIRECTIONAL 
- 19.00 ELEVATOR EVACUATION SIGNAGE 
- 20.00 ELEVATOR LEVEL IDENTIFICATION 

TO BE UPDATED

PROJECT SIGN TYPES

NOTE: SIGNS NOT TO SCALE



CONTACT:
Ray Berberich
605-430-5170
ray@berberichdesign.com



Project:
Deadwood Parking Structure
Signage

Prepared for:
The City of Deadwood
Deadwood, South Dakota

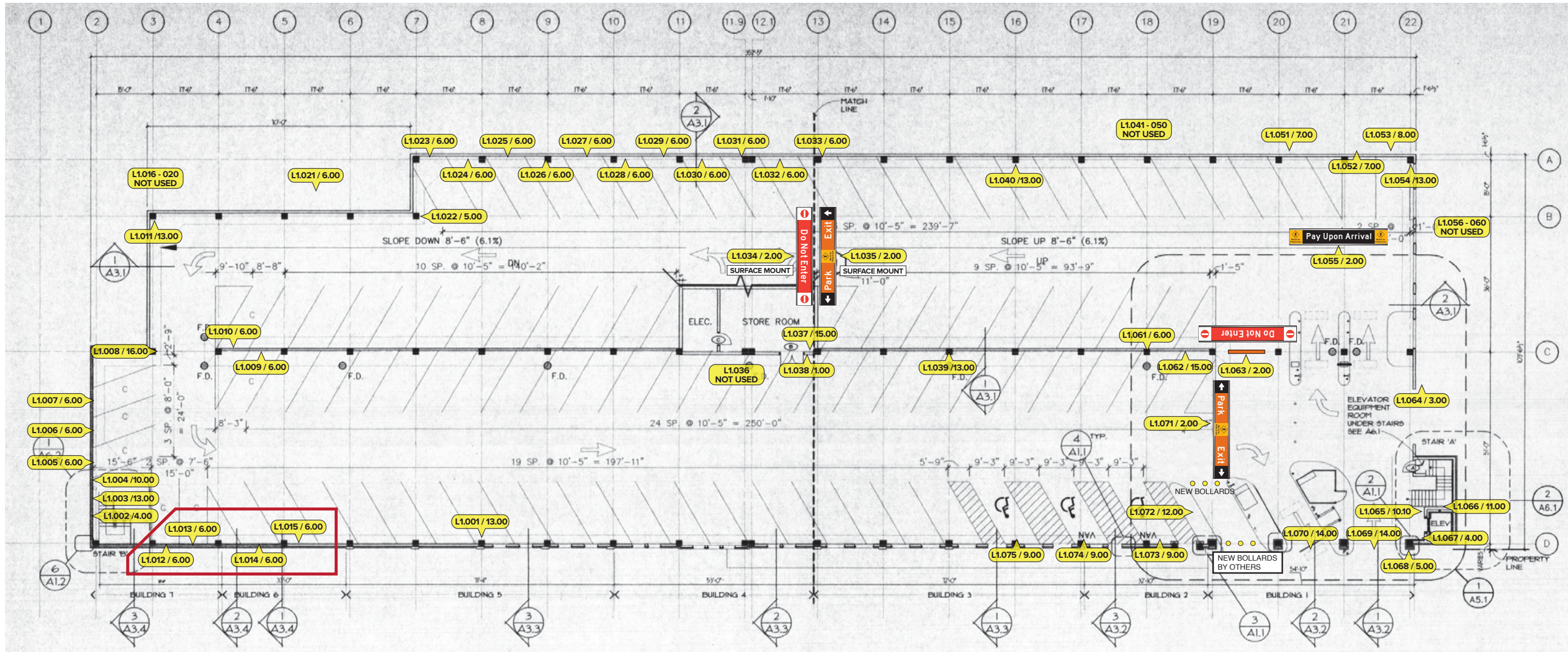
Client Contact:
Kevin Kuchenbecker
Historic Preservation Officer
Department of Planning &
Preservation
605-578-2082 Office
605-641-5568 Mobile

Date: 01/20/2020
Revisions:
10/05/2023

The sole purpose of all drawings is to express visual design intent only and is not intended for actual fabrication purposes. Reasonable effort and judgment has been made to interpret applicable MUTCD, ADA and other federal, state and local laws, rules, codes, ordinances and regulations as they apply to this project. Upon the awarded bid and/or acceptance of these design drawings the sign fabricator(s) and/or contractor(s) shall have complete and full responsibility for all final selected materials, engineering methods, fabrication methods, permitting, installation and to assure that the project and all sign types are in compliance. Verify all information provided. Shop drawings are required. When engineered drawings are required all drawings are to be sealed and signed by a Registered PE within the state where the project is located.

This document is the sole property of Berberich Design and all drawings are protected under US copyright law. The reproduction, reuse and sales rights regarding the drawings herein are reserved for Berberich Design and the recipient by accepting this document shall not be copied or reproduced in whole or in part, nor its contents revealed in any manner or to any person except for the purpose for which it was rendered, nor any special features peculiar to this design be incorporated in other projects.

© 2023 BERBERICH DESIGN



GROUND TIER PLAN
SCALE: 1/16" = 1'-0"



LEVEL #	SIGN LOCATION	SIGN TYPE
	LL.000 / 0.00	

QTY	SIGN #	DESCRIPTION
1	1.00	ROOM IDENTIFICATION
3	2.00	DIRECTIONAL (Beam Mount & Cable Mount)
1	3.00	DDWD / OYSTER BAY SIGN PANEL
2	4.00	PAYMENT INFORMATION (SMALL)
2	5.00	PAYMENT INFORMATION (LARGE)
22	6.00	REGULATORY - COMPACT CAR ONLY
2	7.00	REGULATORY - PERMIT ONLY
1	8.00	REGULATORY - CITY VEHICLES ONLY
3	9.00	REGULATORY - ADA PARKING
1	10.00	LEVEL IDENTIFICATION
1	10.10	LEVEL IDENTIFICATION @ ELEVATOR
2	11.00	RAMP POLICIES
1	12.00	MAP/INFO KIOSK
5	13.00	FIRE EXTINGUISHER
2	14.00	HEADACHE BAR
2	15.00	REGULATORY - NO PARKING
1	16.00	LEVEL IDENTIFICATION - COLUMN
2	17.00	REGULATORY - DO NOT ENTER
0	18.00	RAMP DIRECTIONAL (HOLD)
1	19.00	ELEVATOR EVACUATION SIGNAGE
2	20.00	ELEVATOR JAMB LEVEL

LEVEL ONE - GROUND LEVEL

SIGN LOCATIONS - LEVEL 1			
LOCATION	SIGN TYPE	MESSAGE	
L1.001	13.00	FIRE EXTINGUISHER	
L1.002	4.00	(SEE LAYOUT)	
L1.003	13.00	FIRE EXTINGUISHER	
L1.004	10.00	LEVEL 1	
L1.005	6.00	COMPACT ONLY	
L1.006	6.00	COMPACT ONLY	
L1.007	6.00	COMPACT ONLY	
L1.008	16.00	LEVEL 1	
L1.009	6.00	COMPACT ONLY	
L1.010	6.00	COMPACT ONLY	
L1.011	13.00	FIRE EXTINGUISHER	
L1.012	6.00	COMPACT ONLY	
L1.013	6.00	COMPACT ONLY	
L1.014	6.00	COMPACT ONLY	
L1.015	6.00	COMPACT ONLY	
L1.016-020		NOT USED	
L1.021	6.00	COMPACT ONLY	
L1.022	5.00	(SEE LAYOUT)	
L1.023	6.00	COMPACT ONLY	
L1.024	6.00	COMPACT ONLY	
L1.025	6.00	COMPACT ONLY	
L1.026	6.00	COMPACT ONLY	
L1.027	6.00	COMPACT ONLY	
L1.028	6.00	COMPACT ONLY	
L1.029	6.00	COMPACT ONLY	
L1.030	6.00	COMPACT ONLY	
L1.031	6.00	COMPACT ONLY	
L1.032	6.00	COMPACT ONLY	
L1.033	6.00	COMPACT ONLY	
L1.034	2.00	(SEE LAYOUT)	
L1.035	2.00	(SEE LAYOUT)	
L1.036		NOT USED	
L1.037	15.00	NO PARKING	
L1.038	1.00	AUTHORIZED ONLY	
L1.039	13.00	FIRE EXTINGUISHER	
L1.040	13.00	FIRE EXTINGUISHER	
L1.041-050		NOT USED	
L1.051	7.00	NO PKG/PERMIT ONLY	
L1.052	7.00	NO PKG/PERMIT ONLY	
L1.053	8.00	CITY VEHICLES ONLY	
L1.054	13.00	FIRE EXTINGUISHER	
L1.055		NOT USED	
L1.056		NOT USED	
L1.057	5.00	(SEE LAYOUT)	
L1.058	5.00	(SEE LAYOUT)	
L1.059	17.00	NOT USED	
L1.060	17.00	NOT USED	
L1.061	6.00	COMPACT ONLY	
L1.062	15.00	NO PARKING	
L1.063	2.00	(SEE LAYOUT)	
L1.064	3.00	(SEE LAYOUT)	
L1.065	10.00	LEVEL 1	
L1.066	11.00	(SEE LAYOUT)	
L1.067	4.00	(SEE LAYOUT)	
L1.068	5.00	(SEE LAYOUT)	
L1.069	14.00	(SEE LAYOUT)	
L1.070	14.00	(SEE LAYOUT)	
L1.071	2.00	(SEE LAYOUT)	
L1.072	12.00	(SEE DRAWING)	
L1.073	9.00	ADA PARKIN	
L1.074	9.00	ADA PARKIN	
L1.075	9.00	ADA PARKIN	

LEVEL 1



CONTACT:
 Ray Berberich
 605-430-5170
 ray@berberichdesign.com



Project:
 Deadwood Parking Structure
 Signage

Prepared for:
 The City of Deadwood
 Deadwood, South Dakota

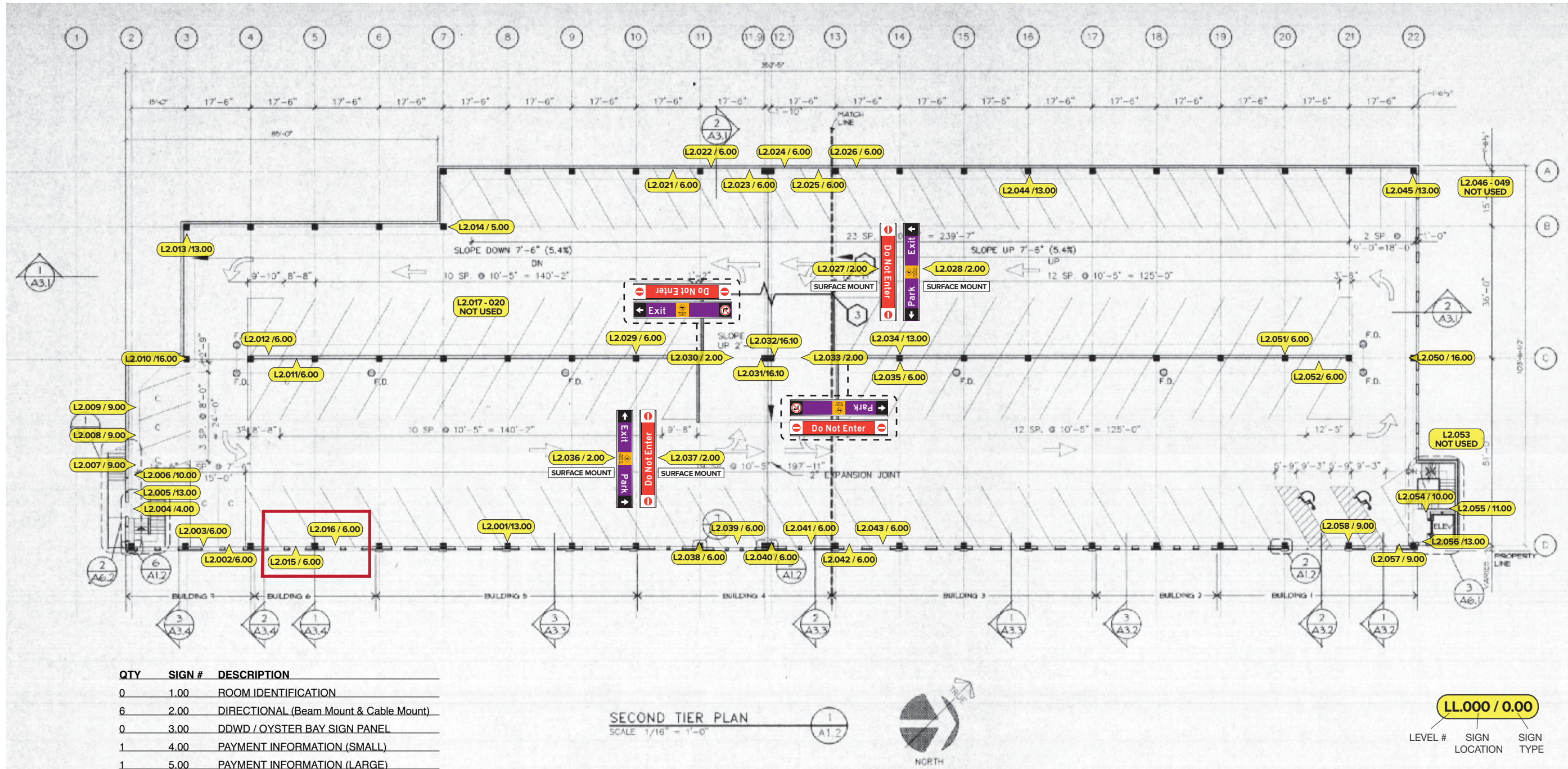
Client Contact:
 Kevin Kuchenbecker
 Historic Preservation Officer
 Department of Planning &
 Preservation
 605-578-2082 Office
 605-641-5568 Mobile

Date: 01/20/2020
 Revisions:
 10/05/2023

The sole purpose of all drawings is to express visual design intent only and is not intended for actual fabrication purposes. Reasonable effort and judgment has been made to interpret applicable MUTCD, ADA and other federal, state and local laws, rules, codes, ordinances and regulations as they apply to this project. Upon the awarded bid and/or acceptance of these design drawings the sign fabricator(s) and/or contractor(s) shall have complete and full responsibility for all final selected materials, engineering methods, fabrication methods, permitting, installation and to assure that the project and all sign types are in compliance. Verify all information provided. Shop drawings are required. When engineered drawings are required all drawings are to be sealed and signed by a Registered PE within the state where the project is located.

This document is the sole property of Berberich Design and all drawings are protected under US copyright law. The reproduction, reuse and sales rights regarding the drawings (hereinafter referred to as "drawings") are reserved and the recipient by accepting this document shall not be copied or reproduced in whole or in part, nor its contents revealed in any manner or to any person except for the purpose for which it was rendered, nor any special features peculiar to this design be incorporated in other projects.

© 2023 BERBERICH DESIGN



QTY	SIGN #	DESCRIPTION
0	1.00	ROOM IDENTIFICATION
6	2.00	DIRECTIONAL (Beam Mount & Cable Mount)
0	3.00	DDWD / OYSTER BAY SIGN PANEL
1	4.00	PAYMENT INFORMATION (SMALL)
1	5.00	PAYMENT INFORMATION (LARGE)
22	6.00	REGULATORY - COMPACT CAR ONLY
0	7.00	REGULATORY - PERMIT ONLY
0	8.00	REGULATORY - CITY VEHICLES ONLY
5	9.00	REGULATORY - ADA PARKING
1	10.00	LEVEL IDENTIFICATION
1	10.10	LEVEL IDENTIFICATION @ ELEVATOR
2	11.00	RAMP POLICIES
0	12.00	MAP/INFO KIOSK
7	13.00	FIRE EXTINGUISHER
0	14.00	HEADACHE BAR
0	15.00	REGULATORY - NO PARKING
4	16.00	LEVEL IDENTIFICATION - COLUMN
0	17.00	REGULATORY - DO NOT ENTER
0	18.00	RAMP DIRECTIONAL (HOLD)
1	19.00	ELEVATOR EVACUATION SIGNAGE
2	20.00	ELEVATOR JAMB LEVEL

LEVEL TWO

SIGN LOCATIONS - LEVEL 1

LOCATION	SIGN TYPE	MESSAGE	LOCATION	SIGN TYPE	MESSAGE	LOCATION	SIGN TYPE	MESSAGE	LOCATION	SIGN TYPE	MESSAGE
L2.001	13.00	FIRE EXTINGUISHER	L2.021	6.00	COMPACT ONLY	L2.038	6.00	COMPACT ONLY	L2.058	9.00	ADA PARKING
L2.002	6.00	COMPACT ONLY	L2.022	6.00	COMPACT ONLY	L2.039	6.00	COMPACT ONLY			
L2.003	6.00	COMPACT ONLY	L2.023	6.00	COMPACT ONLY	L2.040	6.00	COMPACT ONLY			
L2.004	4.00	(SEE LAYOUT)	L2.024	6.00	COMPACT ONLY	L2.041	6.00	COMPACT ONLY			
L2.005	13.00	FIRE EXTINGUISHER	L2.025	6.00	COMPACT ONLY	L2.042	6.00	COMPACT ONLY			
L2.006	10.00	LEVEL 2	L2.026	6.00	COMPACT ONLY	L2.043	6.00	COMPACT ONLY			
L2.007	9.00	ADA PARKING ONLY	L2.027	2.00	(SEE LAYOUT)	L2.044	13.00	FIRE EXTINGUISHER			
L2.008	9.00	ADA PARKING ONLY	L2.028	2.00	(SEE LAYOUT)	L2.045	13.00	FIRE EXTINGUISHER			
L2.009	9.00	ADA PARKING ONLY	L2.029	6.00	COMPACT ONLY	L2.046-049		NOT USED			
L2.010	16.00	LEVEL 2	L2.030	2.00	(SEE LAYOUT)	L2.050	16.00	(SEE LAYOUT)			
L2.011	6.00	COMPACT ONLY	L2.031	16.00	(SEE LAYOUT)	L2.051	6.00	COMPACT ONLY			
L2.012	6.00	COMPACT ONLY	L2.032	16.00	(SEE LAYOUT)	L2.052	6.00	COMPACT ONLY			
L2.013	13.00	FIRE EXTINGUISHER	L2.033	2.00	(SEE LAYOUT)	L2.053	4.00	(SEE LAYOUT)			
L2.014	5.00	(SEE LAYOUT)	L2.034	13.00	FIRE EXTINGUISHER	L2.054	10.00	LEVEL 2			
L2.015	6.00	COMPACT ONLY	L2.035	6.00	COMPACT ONLY	L2.055	11.00	(SEE LAYOUT)			
L2.016	6.00	COMPACT ONLY	L2.036	2.00	(SEE LAYOUT)	L2.056	13.00	FIRE EXTINGUISHER			
L2.017-020		NOT USED	L2.037	2.00	(SEE LAYOUT)	L2.057	9.00	ADA PARKING			

LEVEL 2



CONTACT:
 Ray Berberich
 605-430-5170
 ray@berberichdesign.com



Project:
 Deadwood Parking Structure
 Signage

Prepared for:
 The City of Deadwood
 Deadwood, South Dakota

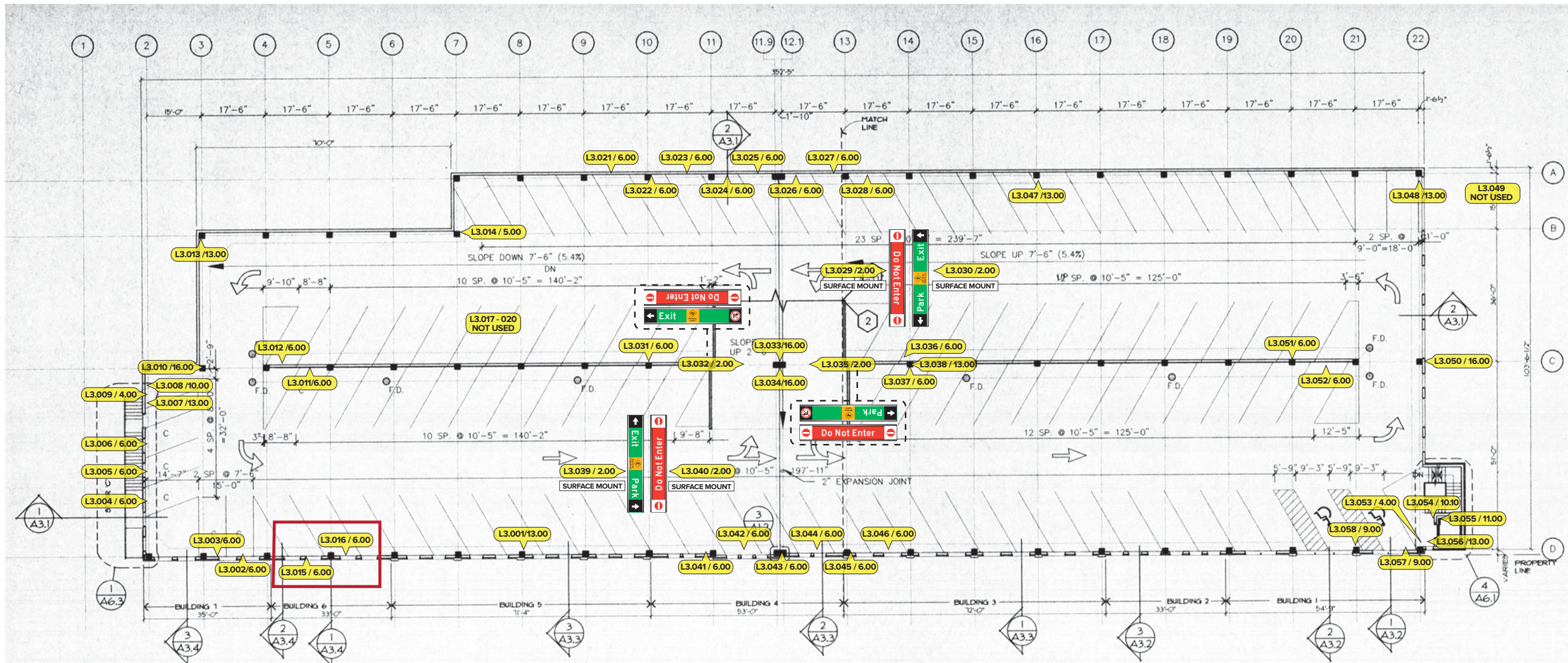
Client Contact:
 Kevin Kuchenbecker
 Historic Preservation Officer
 Department of Planning &
 Preservation
 605-578-2082 Office
 605-641-5568 Mobile

Date: 01/20/2020
 Revisions:
 10/05/2023

The sole purpose of all drawings is to express visual design intent only and is not intended for actual fabrication purposes. Reasonable effort and judgment has been made to interpret applicable MUTCD, ADA and other federal, state and local laws, rules, codes, ordinances and regulations as they apply to this project. Upon the awarded bid and/or acceptance of these design drawings the sign fabricator(s) and/or contractor(s) shall have complete and full responsibility for all final selected materials, engineering methods, fabrication methods, permitting, installation and to assure that the project and all sign types are in compliance. Verify all information provided. Shop drawings are required. When engineered drawings are required all drawings are to be sealed and signed by a Registered PE within the state where the project is located.

This document is the sole property of Berberich Design and all drawings are protected under US copyright law. The reproduction, reuse and sales rights regarding the drawings (hereinafter "signage") are reserved and the recipient, by accepting this document shall not be copied or reproduced in whole or in part, nor its contents revealed in any manner or to any person except for the purpose for which it was rendered, nor any special features peculiar to this design be incorporated in other projects.

© 2023 BERBERICH DESIGN



QTY	SIGN #	DESCRIPTION
0	1.00	ROOM IDENTIFICATION
6	2.00	DIRECTIONAL (Beam Mount & Cable Mount)
0	3.00	DDWD / OYSTER BAY SIGN PANEL
2	4.00	PAYMENT INFORMATION (SMALL)
1	5.00	PAYMENT INFORMATION (LARGE)
26	6.00	REGULATORY - COMPACT CAR ONLY
0	7.00	REGULATORY - PERMIT ONLY
0	8.00	REGULATORY - CITY VEHICLES ONLY
2	9.00	REGULATORY - ADA PARKING
1	10.00	LEVEL IDENTIFICATION
1	10.10	LEVEL IDENTIFICATION @ ELEVATOR
2	11.00	RAMP POLICIES
0	12.00	MAP/INFO KIOSK
7	13.00	FIRE EXTINGUISHER
0	14.00	HEADACHE BAR
0	15.00	REGULATORY - NO PARKING
4	16.00	LEVEL IDENTIFICATION - COLUMN
0	17.00	REGULATORY - DO NOT ENTER
0	18.00	RAMP DIRECTIONAL (HOLD)
1	19.00	ELEVATOR EVACUATION SIGNAGE
2	20.00	ELEVATOR JAMB LEVEL

THIRD TIER PLAN
 SCALE: 1/16" = 1'-0"



LEVEL THREE

SIGN LOCATIONS - LEVEL 1			SIGN LOCATIONS - LEVEL 1			SIGN LOCATIONS - LEVEL 1			SIGN LOCATIONS - LEVEL 1		
LOCATION	SIGN TYPE	MESSAGE	LOCATION	SIGN TYPE	MESSAGE	LOCATION	SIGN TYPE	MESSAGE	LOCATION	SIGN TYPE	MESSAGE
L3.001	13.00	FIRE EXTINGUISHER	L3.021	6.00	COMPACT ONLY	L3.038	13.00	FIRE EXTINGUISHER	L3.055	11.00	(SEE LAYOUT)
L3.002	6.00	COMPACT ONLY	L3.022	6.00	COMPACT ONLY	L3.039	2.00	(SEE LAYOUT)	L3.056	13.00	FIRE EXTINGUISHER
L3.003	6.00	COMPACT ONLY	L3.023	6.00	COMPACT ONLY	L3.040	2.00	(SEE LAYOUT)	L3.057	9.00	ADA PARKING
L3.004	6.00	COMPACT ONLY	L3.024	6.00	COMPACT ONLY	L3.041	6.00	COMPACT ONLY	L3.058	9.00	ADA PARKING
L3.005	6.00	COMPACT ONLY	L3.025	6.00	COMPACT ONLY	L3.042	6.00	COMPACT ONLY			
L3.006	6.00	COMPACT ONLY	L3.026	6.00	COMPACT ONLY	L3.043	6.00	COMPACT ONLY			
L3.007	13.00	FIRE EXTINGUISHER	L3.027	6.00	COMPACT ONLY	L3.044	6.00	COMPACT ONLY			
L3.008	10.00	LEVEL 3	L3.028	6.00	COMPACT ONLY	L3.045	6.00	COMPACT ONLY			
L3.009	4.00	(SEE LAYOUT)	L3.029	2.00	(SEE LAYOUT)	L3.046	6.00	COMPACT ONLY			
L3.010	16.00	LEVEL 3	L3.030	2.00	(SEE LAYOUT)	L3.047	13.00	FIRE EXTINGUISHER			
L3.011	6.00	COMPACT ONLY	L3.031	6.00	COMPACT ONLY	L3.048	13.00	FIRE EXTINGUISHER			
L3.012	6.00	COMPACT ONLY	L3.032	2.00	(SEE LAYOUT)	L3.049	NOT USED				
L3.013	13.00	FIRE EXTINGUISHER	L3.033	16.00	(SEE LAYOUT)	L3.050	16.00	(SEE LAYOUT)			
L3.014	5.00	(SEE LAYOUT)	L3.034	16.00	(SEE LAYOUT)	L3.051	6.00	COMPACT ONLY			
L3.015	6.00	COMPACT ONLY	L3.035	2.00	(SEE LAYOUT)	L3.052	6.00	COMPACT ONLY			
L3.016	6.00	COMPACT ONLY	L3.036	6.00	COMPACT ONLY	L3.053	4.00	(SEE LAYOUT)			
L3.017-020		NOT USED	L3.037	6.00	COMPACT ONLY	L3.054	10.00	LEVEL 3			

LEVEL 3



CONTACT:
Ray Berberich
605-430-5170
ray@berberichdesign.com



Project:
Deadwood Parking Structure
Signage

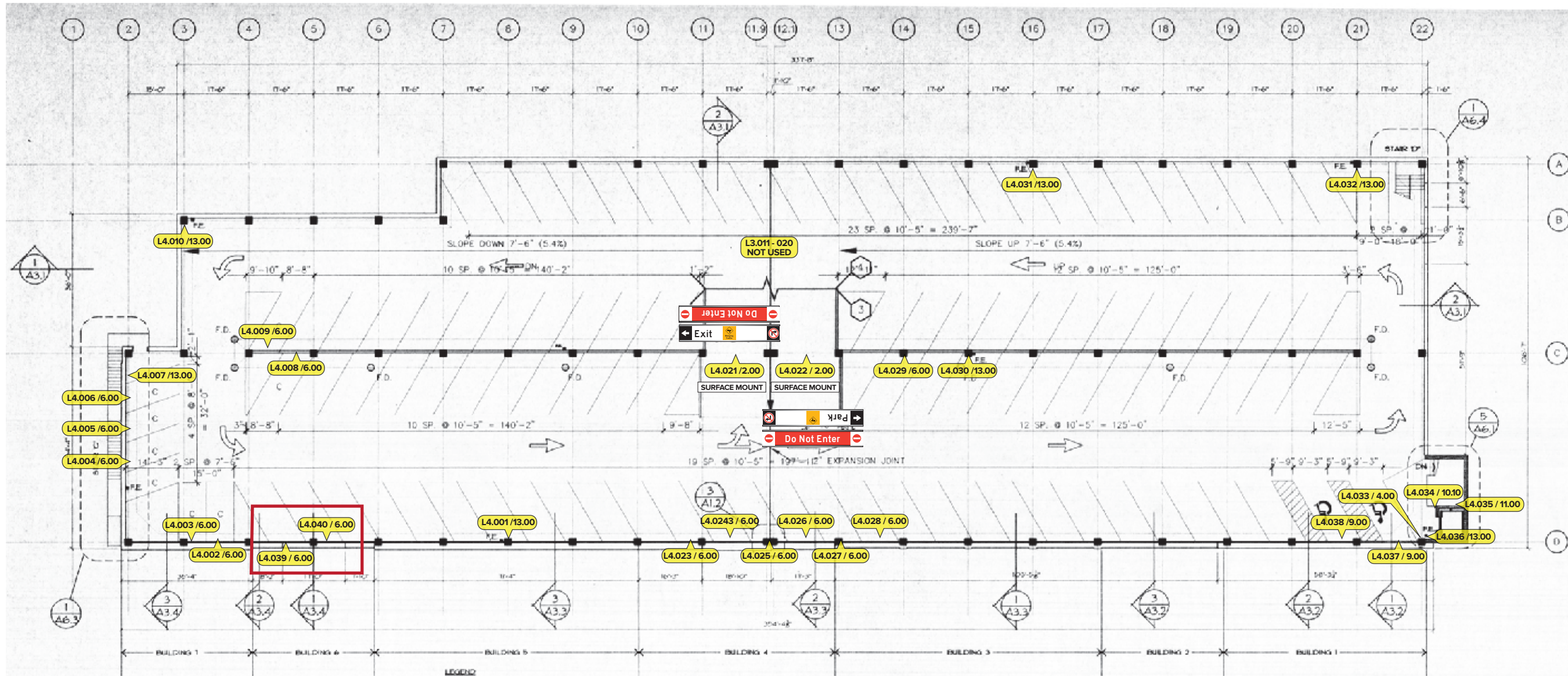
Prepared for:
The City of Deadwood
Deadwood, South Dakota

Client Contact:
Kevin Kuchenbecker
Historic Preservation Officer
Department of Planning &
Preservation
605-578-2082 Office
605-641-5568 Mobile

Date: 01/20/2020
Revisions:
10/05/2023

The sole purpose of all drawings is to express visual design intent and is not intended for actual fabrication purposes. Reasonable effort and judgment has been made to interpret applicable MUTCD, ADA and other federal, state and local laws, rules, codes, ordinances and regulations as they apply to this project. Upon the awarded bid and/or acceptance of these design drawings the sign fabricator(s) and/or contractor(s) shall have complete and full responsibility for all final selected materials, engineering methods, fabrication methods, permitting, installation and to assure that the project and all sign types are in compliance. Verify all information provided. Shop drawings are required. When engineered drawings are required all drawings are to be sealed and signed by a Registered PE within the state where the project is located.

This document is the sole property of Berberich Design and all drawings are protected under US copyright law. The reproduction, reuse and sales rights regarding the drawings (hereinafter referred to as "drawings") are reserved and the recipient by accepting this document shall not be copied or reproduced in whole or in part, nor its contents revealed in any manner or to any person except for the purpose for which it was rendered, nor any special features peculiar to this design be incorporated in other projects.



QTY	SIGN #	DESCRIPTION
0	1.00	ROOM IDENTIFICATION
2	2.00	DIRECTIONAL (Beam Mount & Cable Mount)
0	3.00	DDWD / OYSTER BAY SIGN PANEL
1	4.00	PAYMENT INFORMATION (SMALL)
0	5.00	PAYMENT INFORMATION (LARGE)
16	6.00	REGULATORY - COMPACT CAR ONLY
0	7.00	REGULATORY - PERMIT ONLY
0	8.00	REGULATORY - CITY VEHICLES ONLY
2	9.00	REGULATORY - ADA PARKING
0	10.00	LEVEL IDENTIFICATION
1	10.10	LEVEL IDENTIFICATION @ ELEVATOR
2	11.00	RAMP POLICIES
0	12.00	MAP/INFO KIOSK
7	13.00	FIRE EXTINGUISHER
0	14.00	HEADACHE BAR
0	15.00	REGULATORY - NO PARKING
0	16.00	LEVEL IDENTIFICATION - COLUMN
0	17.00	REGULATORY - DO NOT ENTER
0	18.00	RAMP DIRECTIONAL (HOLD)
1	19.00	ELEVATOR EVACUATION SIGNAGE
2	20.00	ELEVATOR JAMB LEVEL

LEGEND

	PRECAST CONCRETE
	CAST-IN-PLACE CONCRETE
	CAST-IN-PLACE COLUMN
	HANDRAIL SEE 4052.3
	STEEL POSTS SEE 0902.3
	FIRE EXTINGUISHER
	FLOOR DRAIN

TOP TIER PLAN
SCALE: 1/16" = 1'-0"

LEVEL FOUR


SIGN LOCATIONS - LEVEL 4

LOCATION	SIGN TYPE	MESSAGE	LOCATION	SIGN TYPE	MESSAGE	LOCATION	SIGN TYPE	MESSAGE
L4.001	13.00	FIRE EXTINGUISHER	L4.027	6.00	COMPACT ONLY			
L4.002	6.00	COMPACT ONLY	L4.028	6.00	COMPACT ONLY			
L4.003	6.00	COMPACT ONLY	L4.029	6.00	COMPACT ONLY			
L4.004	6.00	COMPACT ONLY	L4.030	13.00	FIRE EXTINGUISHER			
L4.005	6.00	COMPACT ONLY	L4.031	13.00	FIRE EXTINGUISHER			
L4.006	6.00	COMPACT ONLY	L4.032	13.00	FIRE EXTINGUISHER			
L4.007	13.00	FIRE EXTINGUISHER	L4.033	4.00	(SEE LAYOUT)			
L4.008	6.00	COMPACT ONLY	L4.034	10.00	LEVEL 4			
L4.009	6.00	COMPACT ONLY	L4.035	11.00	(SEE LAYOUT)			
L4.010	13.00	FIRE EXTINGUISHER	L4.036	13.00	FIRE EXTINGUISHER			
L4.011-020		NOT USED	L4.037	9.00	ADA PARKING			
L4.021	2.00	(SEE LAYOUT)	L4.038	9.00	ADA PARKING			
L4.022	2.00	(SEE LAYOUT)	L4.039	6.00	COMPACT ONLY			
L4.023	6.00	COMPACT ONLY	L4.040	6.00	COMPACT ONLY			
L4.024	6.00	COMPACT ONLY						
L4.025	6.00	COMPACT ONLY						
L4.026	6.00	COMPACT ONLY						

LEVEL #	SIGN LOCATION	SIGN TYPE
	LL.000 / 0.00	


© 2023 BERBERICH DESIGN

LEVEL 4



STAIRWELL

- REMOVE ALL EXISTING SIGNAGE
PRESSURE WASH STAIRWELL AND SURROUNDING AREA
- PREPARE AND PAINT STAIRWELL TO BRIGHTEN UP AREA
- FIX OR REPLACE ALL TRASH RECEPTILES
- REPAIR AND PAINT ELEVATOR FRAME UNDERSTANDING THIS WILL GET REPLACED IN THE FUTURE
- INSTALL NEW SIGNAGE



RAMP AREAS

- REMOVE ALL EXISTING SIGNAGE
PRESSURE WASH COLUMNS AND SURROUNDING AREA
- PREPARE AND PAINT AS SHOWN
- INSTALL NEW SIGNAGE



COLUMNS

- REMOVE ALL EXISTING SIGNAGE
PRESSURE WASH COLUMNS AND SURROUNDING AREA
- PREPARE AND PAINT AS SHOWN
- INSTALL NEW SIGNAGE
- INSTALL VISUAL LANE DIVIDERS



CONTACT:
Ray Berberich
605-430-5170
ray@berberichdesign.com



Project:
Deadwood Parking Structure
Signage

Prepared for:
The City of Deadwood
Deadwood, South Dakota

Client Contact:
Kevin Kuchenbecker
Historic Preservation Officer
Department of Planning &
Preservation
605-578-2082 Office
605-641-5568 Mobile

Date: 01/20/2020
Revisions:
10/05/2023

© 2023 BERBERICH DESIGN

The sole purpose of all drawings is to express visual design intent only and is not intended for actual fabrication purposes. Reasonable effort and judgment has been made to interpret applicable MUTCD, ADA and other federal, state and local laws, rules, codes, ordinances and regulations as they apply to this project. Upon the awarded bid and/or acceptance of these design drawings the sign fabricator(s) and/or contractor(s) shall have complete and full responsibility for all final selected materials, engineering methods, fabrication methods, permitting, installation and to assure that the project and all sign types are in compliance. Verify all information provided. Shop drawings are required. When engineered drawings are required all drawings are to be sealed and signed by a Registered PE within the state where the project is located.

This document is the sole property of Berberich Design and all drawings are protected under US copyright law. The reproduction, distribution, or use of any part of the drawings and designs are expressly forbidden. It is submitted under a confidential relationship, for a special purpose and the recipient by accepting this document shall not be copied or reproduced in whole or in part, nor its contents revealed in any manner or to any person except for the purpose for which it was tendered, nor any special features peculiar to this design be incorporated in other projects.



CONTACT:
Ray Berberich
605-430-5170
ray@berberichdesign.com



Project:
Deadwood Parking Structure
Signage

Prepared for:
The City of Deadwood
Deadwood, South Dakota

Client Contact:
Kevin Kuchenbecker
Historic Preservation Officer
Department of Planning &
Preservation
605-578-2082 Office
605-641-5568 Mobile

Date: 01/21/2021
Revisions:
- 10/05/2023

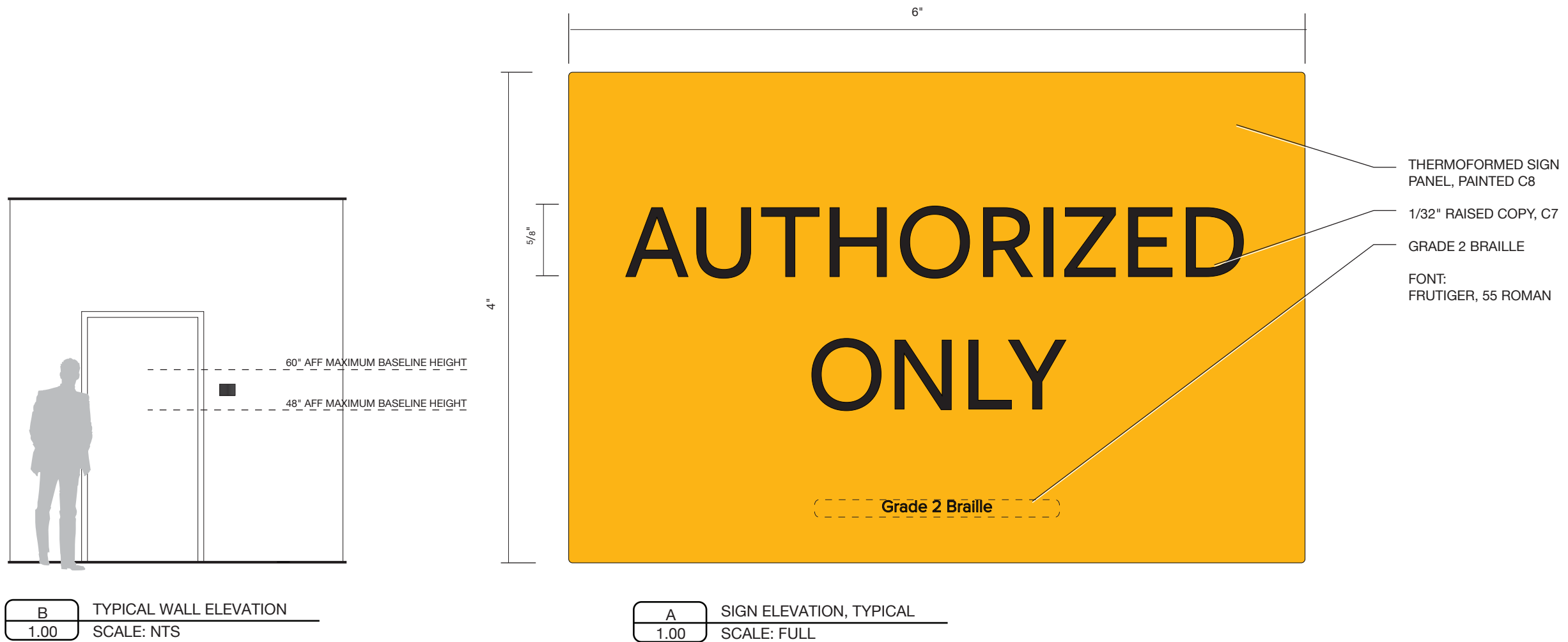
© 2023 BERBERICH DESIGN

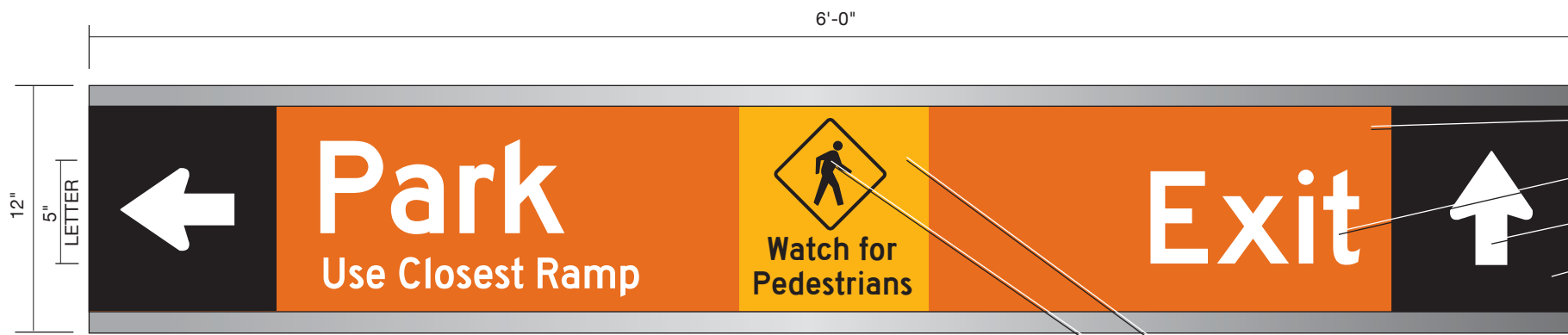
The sole purpose of all drawings is to express visual design intent only and is not intended for actual fabrication purposes. Reasonable effort and judgment has been made to interpret applicable WUTCOD, ADA and other federal, state and local laws, rules, codes, ordinances and regulations as they apply to this project. Upon the awarded bid and/or acceptance of these designs as they apply to this project, the contractor(s) shall be responsible for full compliance with all applicable laws, rules, codes, ordinances and regulations. The contractor(s) shall be responsible for all selection, purchase, fabrication methods, permitting, installation, and to assure that the project and all sign types are in compliance. Verify all information provided. Shop drawings are required. When engineered drawings are required all drawings are to be sealed and signed by a Registered PE within the state where the project is located.

This document is the sole property of Berberich Design and all drawings are protected under US copyright law. The reproduction, reuse and sales rights regarding the drawings and designs herein are expressly forbidden. It is submitted under a confidential relationship, for a special purpose, and the recipient, by accepting this document shall not be copied or reproduced in whole or in part, nor its contents revealed in any manner or to any person except for the purpose for which it was tendered, nor any special features peculiar to this design be incorporated in other projects.

ROOM IDENTIFICATION

1.00





A	SIGN ELEVATION
2.00	SCALE: 1 1/2" = 1'-0"


NOTE: BACKGROUND COLOR TO CHANGE PER LEVEL

- LOCATIONS:
- L1.035
 - L2.028
 - L3.030

- V8, TYP.
- V7, TYP.

FONT:
- ROADGEEK 2005 SERIES 2

NOTE:
- VERIFY IF SIGN IS DOUBLE SIDED
- VERIFY MOUNTING METHOD (WALL MOUNT OR SUSPENDED)



CONTACT:
Ray Berberich
605-430-5170
ray@berberichdesign.com



Project:
Deadwood Parking Structure
Signage

Prepared for:
The City of Deadwood
Deadwood, South Dakota

Client Contact:
Kevin Kuchenbecker
Historic Preservation Officer
Department of Planning &
Preservation
605-578-2082 Office
605-641-5568 Mobile

Date: 01/21/2021
Revisions:
01/26/2021
10/05/2023



B	SIGN ELEVATION
2.00	SCALE: 1 1/2" = 1'-0"

- LOCATIONS:
- L1.034, L1.063
 - L2.027, L2.030, L2.033, L2.037
 - L3.029, L3.032, L3.035, L3.040
 - L4.021, L4.022



C	SIGN ELEVATION
2.00	SCALE: 3/4" = 1'-0"

NOTE: BACKGROUND COLOR TO CHANGE PER LEVEL

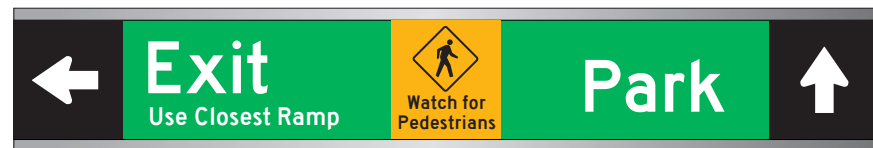
- LOCATIONS:
- L1.063
 - L2.033
 - L3.035
 - L4.022



D	SIGN ELEVATION
2.00	SCALE: 3/4" = 1'-0"

NOTE: BACKGROUND COLOR TO CHANGE PER LEVEL

- LOCATIONS:
- L2.030
 - L3.032
 - L4.021



E	SIGN ELEVATION
2.00	SCALE: 3/4" = 1'-0"

NOTE: BACKGROUND COLOR TO CHANGE PER LEVEL

- LOCATIONS:
- L2.036
 - L3.039



F	SIGN ELEVATION
2.00	SCALE: 3/4" = 1'-0"

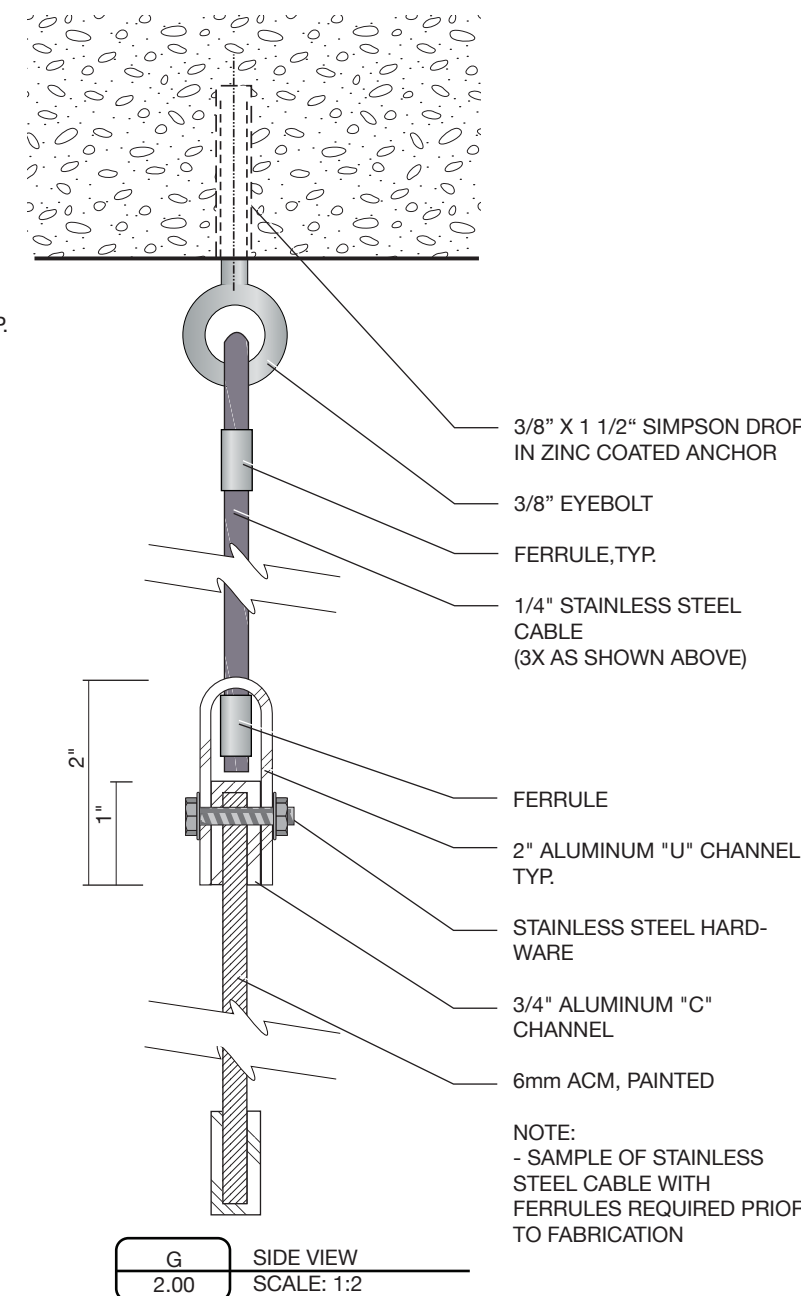
NOTE: BACKGROUND COLOR TO CHANGE PER LEVEL

- LOCATIONS:
- L1.071



E	SIGN ELEVATION
2.00	SCALE: 3/4" = 1'-0"

- LOCATIONS:
- L1.055



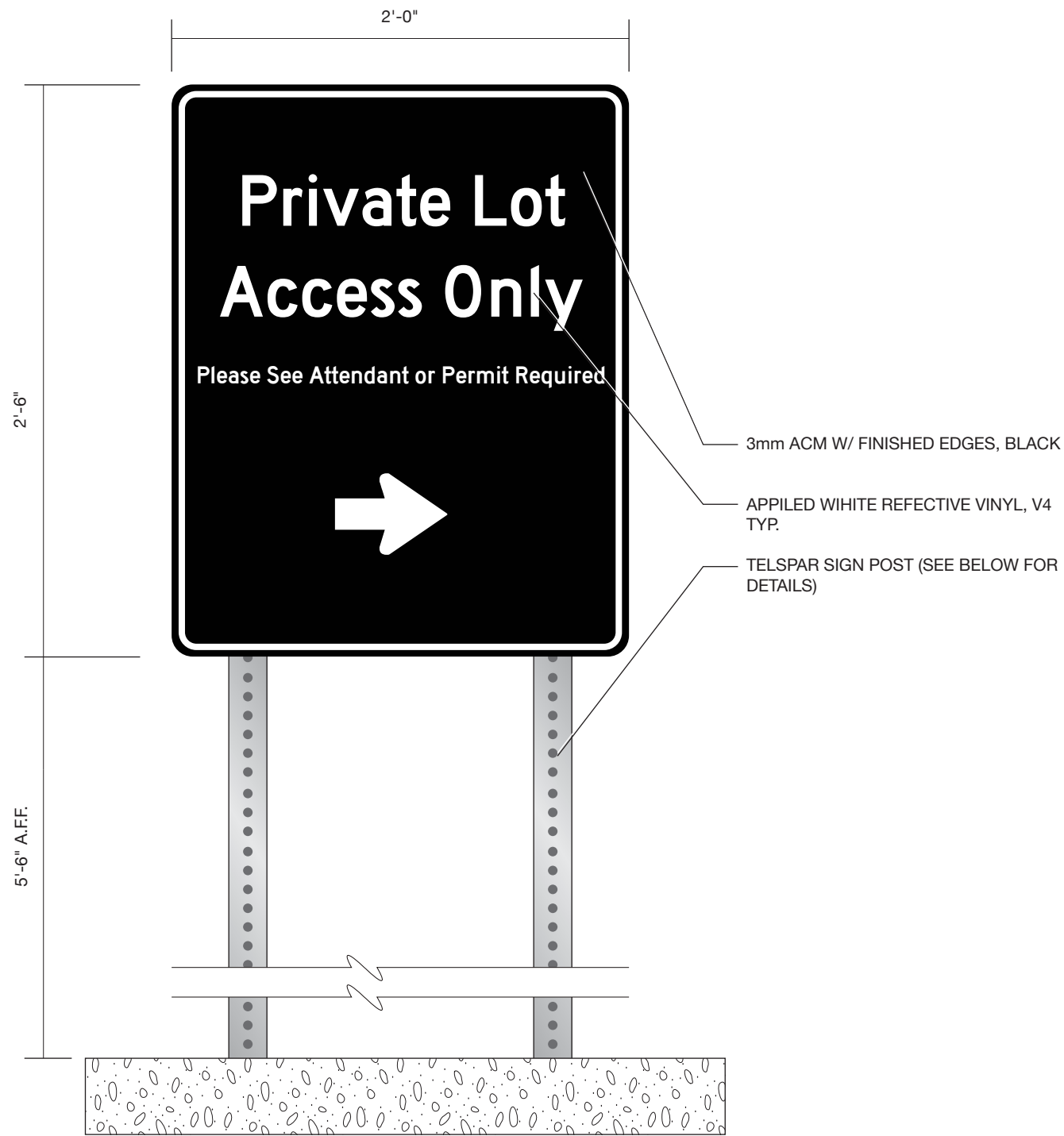
© 2023 BERBERICH DESIGN

The sole purpose of all drawings is to express visual design intent only and is not intended for actual fabrication purposes. Reasonable effort and judgment has been made to interpret applicable W/UTCD, ADA and other federal, state and local laws, rules, codes, ordinances and regulations as they apply to this project. Upon the awarded bid and/or acceptance of these designs, the designer shall be responsible for all sign contractor's shop drawings, full compliance with all applicable codes, and all sign contractor's shop drawings, fabrication methods, permitting, installation, and to assure that the project and all sign types are in compliance. Verify all information provided. Shop drawings are required. When engineered drawings are required all drawings are to be sealed and signed by a Registered PE within the state where the project is located.

This document is the sole property of Berberich Design and all drawings are protected under US copyright law. The reproduction, reuse and sales rights regarding the drawings and designs herein are expressly forbidden. It is submitted under a confidential relationship, for a special purpose, and the recipient, by accepting this document shall not be copied or reproduced in whole or in part, nor its contents revealed in any manner or to any person except for the purpose for which it was rendered, nor any special features peculiar to this design be incorporated in other projects.

OVERHEAD DIRECTIONAL HANGING & WALL MOUNT

2.00



A	SIGN ELEVATION
3.00	SCALE: 1 1/2" = 1'-0"



Telespar Quick Punch Post, 2" x 2", 14 ga

Quick Overview

2" x 2" square, welded steel tubing with knockouts. Perforations on all four sides allow you to mount signs on all four sides, back-to-back, and on adjacent sides. Tubing can telescope into the next larger size making adjustment, reinforcement and splicing fast and easy. 7/16" knockouts at 1" intervals.

<http://www.hiwaysafety.com/index.php/telspar-quick-punch-post-2-x-2.html>



EXISTING



PROPOSED



CONTACT:
Ray Berberich
605-430-5170
ray@berberichdesign.com



Project:
Deadwood Parking Structure
Signage

Prepared for:
The City of Deadwood
Deadwood, South Dakota

Client Contact:
Kevin Kuchenbecker
Historic Preservation Officer
Department of Planning &
Preservation
605-578-2082 Office
605-641-5568 Mobile

Date: 01/21/2021
Revisions:
01/11/2021
10/05/2023

© 2023 BERBERICH DESIGN

The sole purpose of all drawings is to express visual design intent only and is not intended for actual fabrication purposes. Reasonable effort and judgment has been made to interpret applicable NDTCD, ADA, and other federal, state and local laws, rules, codes, ordinances and regulations as they apply to this project. Upon the awarded bid and/or acceptance of these designs as they apply to this project, the contractor shall be responsible for all sign selection, fabrication, installation, and to assure that the project and all sign types are in compliance. Verify all information provided. Shop drawings are required. When engineered drawings are required all drawings are to be sealed and signed by a Registered PE within the state where the project is located.

This document is the sole property of Berberich Design and all drawings are protected under US copyright law. The reproduction, reuse and sales rights regarding the drawings and designs herein are expressly forbidden. It is submitted under a confidential relationship, for a special purpose, and the recipient, by accepting this document shall not be copied or reproduced in whole or in part, nor its contents revealed in any manner or to any person except for the purpose for which it was rendered, nor any special features peculiar to this design be incorporated in other projects.

DDWD / OYSTER BAY
SIGN PANEL

3.00



CONTACT:
Ray Berberich
605-430-5170
ray@berberichdesign.com



Project:
Deadwood Parking Structure
Signage

Prepared for:
The City of Deadwood
Deadwood, South Dakota

Client Contact:
Kevin Kuchenbecker
Historic Preservation Officer
Department of Planning &
Preservation
605-578-2082 Office
605-641-5568 Mobile

Date: 01/21/2021
Revisions:
01/25/2021
10/05/2023

© 2023 BERBERICH DESIGN

The sole purpose of all drawings is to express visual design intent only and is not intended for actual fabrication purposes. Reasonable effort and judgment has been made to interpret applicable WJTRCD, ADA and other federal, state and local laws, rules, codes, ordinances and regulations as they apply to this project. Upon the awarded bid and/or acceptance of these designs all sign materials and contractor(s) shall be responsible for full compliance with all applicable laws, rules, codes, ordinances, fabrication methods, permitting, installation, and to assure that the project and all sign types are in compliance. Verify all information provided. Shop drawings are required. When engineered drawings are required all drawings are to be sealed and signed by a Registered PE within the state where the project is located.

This document is the sole property of Berberich Design and all drawings are protected under US copyright law. The reproduction, reuse and sales rights regarding the drawings and designs herein are expressly forbidden. It is submitted under a confidential relationship, for a special purpose, and the recipient, by accepting this document shall not be copied or reproduced in whole or in part, nor its contents revealed in any manner or to any person except for the purpose for which it was tendered, nor any special features peculiar to this design be incorporated in other projects.

1'-6"

1'-0"

PAY UPON ARRIVAL

Cash & Card

DOWNLOAD. SCAN. PAY.

PARK SMARTER™

For more information please visit: www.deadwood.com

Download on the App Store | GET IT ON Google play

3mm PRINTED ACM PANEL WITH MATTE UV LAMINATE, C7

C3, TYP.

C3, TYP.

C6

NOTES:
- WALL MOUNTED USING MECHANICAL AND CHEMICAL FASTENERS. LOCATION FOR MECHANICAL FASTENERS SHOWN

FONT:
- ROADGEEK 2005 SERIES D

A	SIGN ELEVATION
4.00	SCALE: 3" = 1'-0"

PAYMENT INFORMATION
- SMALL

4.00



CONTACT:
Ray Berberich
605-430-5170
ray@berberichdesign.com



Project:
Deadwood Parking Structure
Signage

Prepared for:
The City of Deadwood
Deadwood, South Dakota

Client Contact:
Kevin Kuchenbecker
Historic Preservation Officer
Department of Planning &
Preservation
605-578-2082 Office
605-641-5568 Mobile

Date: 01/21/2021
Revisions:
01/25/2021
10/05/2023

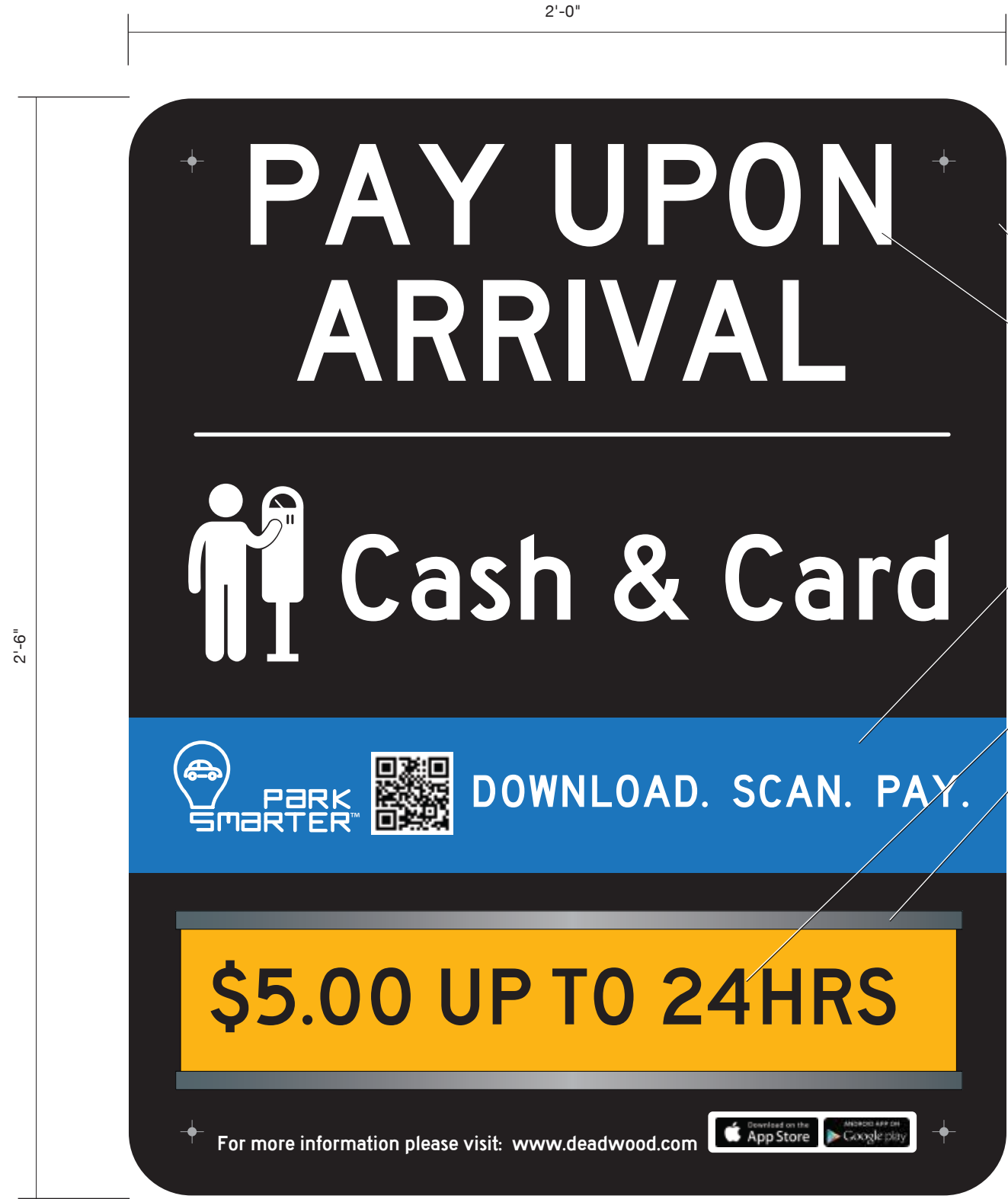
© 2023 BERBERICH DESIGN

The sole purpose of all drawings is to express visual design intent only and is not intended for actual fabrication purposes. Reasonable effort and judgment has been made to interpret applicable WUTCD, ADA and other federal, state and local laws, rules, codes, ordinances and regulations as they apply to this project. Upon the awarded bid and/or acceptance of these designs, the designer shall be responsible for all necessary permits, fabrication methods, permitting, installation, and to assure that the project and all sign types are in compliance. Verify all information provided. Shop drawings are required. When engineered drawings are required all drawings are to be sealed and signed by a Registered PE within the state where the project is located.

This document is the sole property of Berberich Design and all drawings are protected under US copyright law. The reproduction, reuse and sales rights regarding the drawings and designs herein are expressly forbidden. It is submitted under a confidential relationship, for a special purpose, and the recipient, by accepting this document shall not be copied or reproduced in whole or in part, nor its contents revealed in any manner or to any person except for the purpose for which it was rendered, nor any special features peculiar to this design be incorporated in other projects.

PAYMENT INFORMATION
- LARGE

5.00



3mm ACM PANEL WITH MATTE UV LAMINATE, C7

C3, TYP.

C6

V8/V7, DOUBLE SIDED CHANGEABLE SIGN PANEL

ALUMINUM "C" CHANNEL, TYP.

NOTES:
- WALL MOUNTED USING MECHANICAL AND CHEMICAL FASTENERS. LOCATION FOR MECHANICAL FASTENERS SHOWN

FONT:
- ROADGEEK 2005 SERIES D



CHANGEABLE SIGN PANEL - DOUBLE SIDED

A SIGN ELEVATION
5.00 SCALE: 3" = 1'-0"



CONTACT:
Ray Berberich
605-430-5170
ray@berberichdesign.com



Project:
Deadwood Parking Structure
Signage

Prepared for:
The City of Deadwood
Deadwood, South Dakota

Client Contact:
Kevin Kuchenbecker
Historic Preservation Officer
Department of Planning &
Preservation
605-578-2082 Office
605-641-5568 Mobile

Date: 01/21/2021
Revisions:
10/05/2023

© 2023 BERBERICH DESIGN

The sole purpose of all drawings is to express visual design intent only and is not intended for actual fabrication purposes. Reasonable effort and judgment has been made to interpret applicable MUTCD, ADA and other federal, state and local laws, rules, codes, ordinances and regulations as they apply to this project. Upon the awarded bid and/or occurrence of these designs they apply to this project. The awarded contractor(s) shall be responsible for all sign fabrication and installation. The contractor(s) shall be responsible for all sign selection, fabrication, and installation. The contractor(s) shall be responsible for all sign fabrication methods, permitting, installation, and to assure that the project and all sign types are in compliance. Verify all information provided. Shop drawings are required. When engineered drawings are required all drawings are to be sealed and signed by a Registered PE within the state where the project is located.

This document is the sole property of Berberich Design and all drawings are protected under US copyright law. The reproduction, reuse and sales rights regarding the drawings and designs herein are expressly forbidden. It is submitted under a confidential relationship, for a special purpose, and the recipient, by accepting this document shall not be copied or reproduced in whole or in part, nor its contents revealed in any manner or to any person except for the purpose for which it was tendered, nor any special features peculiar to this design be incorporated in other projects.



A	SIGN ELEVATION
6.00	SCALE: 1:2

REGULATORY -
COMPACT CAR ONLY

6.00



CONTACT:
Ray Berberich
605-430-5170
ray@berberichdesign.com



Project:
Deadwood Parking Structure
Signage

Prepared for:
The City of Deadwood
Deadwood, South Dakota

Client Contact:
Kevin Kuchenbecker
Historic Preservation Officer
Department of Planning &
Preservation
605-578-2082 Office
605-641-5568 Mobile

Date: 01/21/2021
Revisions:
10/05/2023

© 2023 BERBERICH DESIGN

The sole purpose of all drawings is to express visual design intent only and is not intended for actual fabrication purposes. Reasonable effort and judgment has been made to interpret applicable MUTCD, ADA and other federal, state and local laws, rules, codes, ordinances and regulations as they apply to this project. Upon the awarded bid and/or acceptance of these designs all applicable laws, rules, codes, ordinances and regulations shall apply in full. The designer shall not be responsible for any errors or omissions in the drawings or for any fabrication methods, permitting, installation, and to assure that the project and all sign types are in compliance. Verify all information provided. Shop drawings are required. When engineered drawings are required all drawings are to be sealed and signed by a Registered PE within the state where the project is located.

This document is the sole property of Berberich Design and all drawings are protected under US copyright law. The reproduction, reuse and sales rights regarding the drawings and designs herein are expressly forbidden. It is submitted under a confidential relationship, for a special purpose, and the recipient, by accepting this document shall not be copied or reproduced in whole or in part, nor its contents revealed in any manner or to any person except for the purpose for which it was tendered, nor any special features peculiar to this design be incorporated in other projects.



3mm ALUMINUM COMPOSITE SIGN
PANEL W/ APPLIED V4 REFLECTIVE
VINYL

V8

V7

V7

A SIGN ELEVATION
7.00 SCALE: 1:2

REGULATORY - PERMIT
ONLY

7.00

1'-6"

1'-6"

RESERVED

CITY VEHICLES ONLY

3mm ALUMINUM COMPOSITE SIGN
PANEL W/ APPLIED V4 REFLECTIVE
VINYL

V8

V7

V7

A SIGN ELEVATION
8.00 SCALE: 1:2



CONTACT:
Ray Berberich
605-430-5170
ray@berberichdesign.com



Project:
Deadwood Parking Structure
Signage

Prepared for:
The City of Deadwood
Deadwood, South Dakota

Client Contact:
Kevin Kuchenbecker
Historic Preservation Officer
Department of Planning &
Preservation
605-578-2082 Office
605-641-5568 Mobile

Date: 01/21/2021
Revisions:
10/05/2023

© 2023 BERBERICH DESIGN

The sole purpose of all drawings is to express visual design intent only and is not intended for actual fabrication purposes. Reasonable effort and judgment has been made to interpret applicable MUTCD, ADA and other federal, state and local laws, rules, codes, ordinances and regulations as they apply to this project. Upon the awarded bid and/or acceptance of these designs all applicable laws, rules, codes, ordinances and regulations shall apply in full. The designer shall be responsible for all selection, coordination, shop drawings, fabrication methods, permitting, installation, and to assure that the project and all sign types are in compliance. Verify all information provided. Shop drawings are required. When engineered drawings are required all drawings are to be sealed and signed by a Registered PE within the state where the project is located.

This document is the sole property of Berberich Design and all drawings are protected under US copyright law. The reproduction, reuse and sales rights regarding the drawings and designs herein are expressly forbidden. It is submitted under a confidential relationship, for a special purpose, and the recipient, by accepting this document shall not be copied or reproduced in whole or in part, nor its contents revealed in any manner or to any person except for the purpose for which it was rendered, nor any special features peculiar to this design be incorporated in other projects.

REGULATORY - CITY
VEHICLES ONLY

8.00



CONTACT:
Ray Berberich
605-430-5170
ray@berberichdesign.com



Project:
Deadwood Parking Structure
Signage

Prepared for:
The City of Deadwood
Deadwood, South Dakota

Client Contact:
Kevin Kuchenbecker
Historic Preservation Officer
Department of Planning &
Preservation
605-578-2082 Office
605-641-5568 Mobile

Date: 01/21/2021
Revisions:
10/05/2023

The sole purpose of all drawings is to express visual design intent only and is not intended for actual fabrication purposes. Reasonable effort and judgment has been made to interpret applicable MUTCD, ADA and other federal, state and local laws, rules, codes, ordinances and regulations as they apply to this project. Upon the awarded bid and/or acceptance of these designs they apply to the project. The sign contractor(s) shall be responsible for all sign fabrication, including but not limited to, sign fabrication methods, permitting, installation, and to assure that the project and all sign types are in compliance. Verify all information provided. Shop drawings are required. When engineered drawings are required all drawings are to be sealed and signed by a Registered PE within the state where the project is located.

This document is the sole property of Berberich Design and all drawings are protected under US copyright law. The reproduction, reuse and sales rights regarding the drawings and designs herein are expressly forbidden. It is submitted under a confidential relationship, for a special purpose, and the recipient, by accepting this document shall not be copied or reproduced in whole or in part, nor its contents revealed in any manner or to any person except for the purpose for which it was rendered, nor any special features peculiar to this design be incorporated in other projects.

© 2023 BERBERICH DESIGN

REGULATORY - ADA
PARKING

9.00



A	SIGN ELEVATION
9.00	SCALE: 3" = 1'-0"



B	SIGN ELEVATION
9.00	SCALE: 3" = 1'-0"




A SIGN ELEVATION - L1.004
10.00 SCALE: 1 1/2" = 1'-0"



L2.006



L3.008



CONTACT:
Ray Berberich
605-430-5170
ray@berberichdesign.com



Project:
Deadwood Parking Structure
Signage

Prepared for:
The City of Deadwood
Deadwood, South Dakota

Client Contact:
Kevin Kuchenbecker
Historic Preservation Officer
Department of Planning &
Preservation
605-578-2082 Office
605-641-5568 Mobile


Date: 01/21/2021
Revisions:
10/05/2023

© 2023 BERBERICH DESIGN

The sole purpose of all drawings is to express visual design intent only and is not intended for actual fabrication purposes. Reasonable effort and judgment has been made to interpret applicable NUTCD, ADA and other federal, state and local laws, rules, codes, ordinances and regulations as they apply to this project. Upon the awarded bid and/or acceptance of these designs as they apply to this project, the contractor shall be responsible for full compliance with all applicable laws, rules, codes, ordinances and regulations. The contractor shall be responsible for all sign selection, sign fabrication methods, permitting, installation, and to assure that the project and all sign types are in compliance. Verify all information provided. Shop drawings are required. When engineered drawings are required all drawings are to be sealed and signed by a Registered PE within the state where the project is located.



This document is the sole property of Berberich Design and all drawings are protected under US copyright law. The reproduction, reuse and sales rights regarding the drawings and designs herein are expressly forbidden. It is submitted under a confidential relationship, for a special purpose, and the recipient, by accepting this document shall not be copied or reproduced in whole or in part, nor its contents revealed in any manner or to any person except for the purpose for which it was tendered, nor any special features peculiar to this design be incorporated in other projects.

LEVEL IDENTIFICATION



2'-0"

2'-6"



CONTACT:
Ray Berberich
605-430-5170
ray@berberichdesign.com



Project:
Deadwood Parking Structure
Signage

Prepared for:
The City of Deadwood
Deadwood, South Dakota

Client Contact:
Kevin Kuchenbecker
Historic Preservation Officer
Department of Planning &
Preservation
605-578-2082 Office
605-641-5568 Mobile

Date: 01/21/2021
Revisions:
10/05/2023

© 2023 BERBERICH DESIGN

The sole purpose of all drawings is to express visual design intent only and is not intended for actual fabrication purposes. Reasonable effort and judgment has been made to interpret applicable W/TCOD, ADA and other federal, state and local laws, rules, codes, ordinances and regulations as they apply to this project. Upon the awarded bid and/or acceptance of this design, the designer shall be responsible for all contractor's methods, fabrication methods, permitting, installation, and to assure that the project and all sign types are in compliance. Verify all information provided. Shop drawings are required. When engineered drawings are required all drawings are to be sealed and signed by a Registered PE within the state where the project is located.

This document is the sole property of Berberich Design and all drawings are protected under US copyright law. The reproduction, reuse and sales rights regarding the drawings and designs herein are expressly forbidden. It is submitted under a confidential relationship, for a special purpose, and the recipient, by accepting this document shall not be copied or reproduced in whole or in part, nor its contents revealed in any manner or to any person except for the purpose for which it was tendered, nor any special features peculiar to this design be incorporated in other projects.

B ALTERNATE LAYOUTS
10.10 SCALE: NTS

A SIGN ELEVATION
10.10 SCALE: 3" = 1'-0"

LEVEL IDENTIFICATION
ELEVATOR AREA

10.10



CONTACT:
 Ray Berberich
 605-430-5170
 ray@berberichdesign.com



Project:
 Deadwood Parking Structure
 Signage

Prepared for:
 The City of Deadwood
 Deadwood, South Dakota

Client Contact:
 Kevin Kuchenbecker
 Historic Preservation Officer
 Department of Planning &
 Preservation
 605-578-2082 Office
 605-641-5568 Mobile

Date: 01/21/2021
 Revisions:
 01/11/2021
 10/05/2023

The sole purpose of all drawings is to express visual design intent only and is not intended for actual fabrication purposes. Reasonable effort and judgment has been made to interpret applicable NCD, ADA and other federal, state and local laws, rules, codes, ordinances and regulations as they apply to this project. Upon the awarded bid and/or acceptance of these design drawings, the sign contractor shall be responsible for all fabrication methods, permitting, installation, and to assure that the project and all sign types are in compliance. Verify all information provided. Shop drawings are required. When engineered drawings are required all drawings are to be sealed and signed by a Registered PE within the state where the project is located.

This document is the sole property of Berberich Design and all drawings are protected under US copyright law. The reproduction, reuse and sales rights regarding the drawings and designs herein are expressly forbidden. It is submitted under a confidential relationship, for a special purpose, and the recipient, by accepting this document shall not be copied or reproduced in whole or in part, nor its contents revealed in any manner or to any person except for the purpose for which it was rendered, nor any special features peculiar to this design be incorporated in other projects.

© 2023 BERBERICH DESIGN

RAMP POLICIES

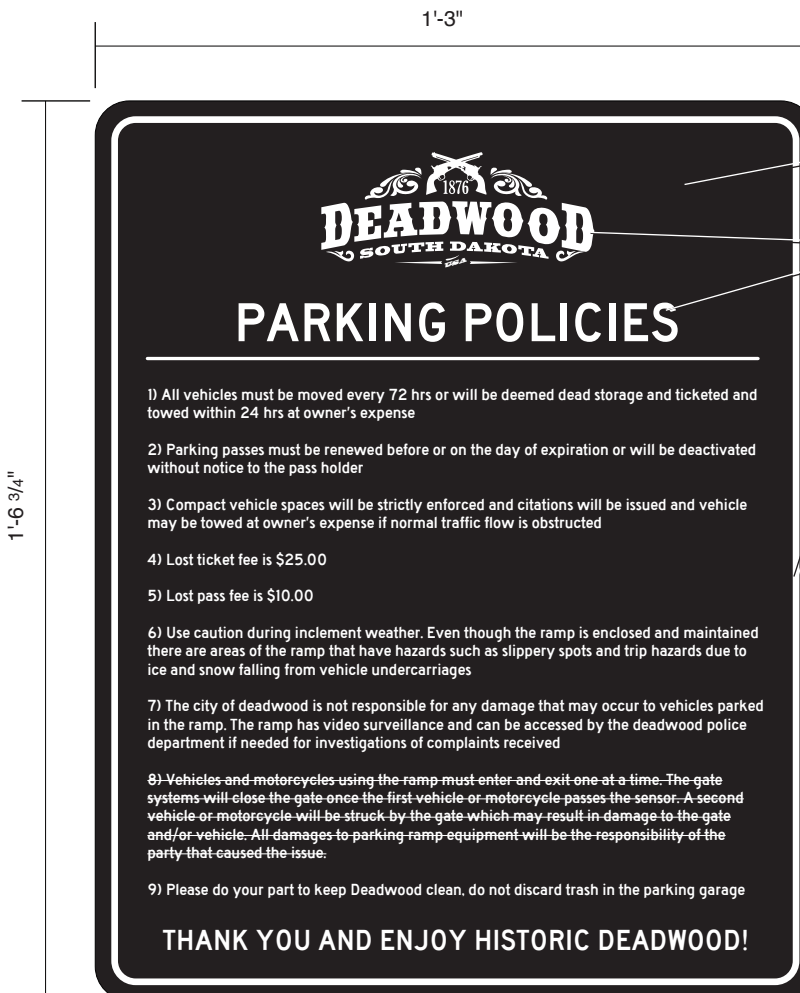
11.00



PRINTED 3mm ALUMINUM
 COMPOSITE SIGN PANEL C7,
 WITH UV MATTE LAMINATED

C3, TYP.

FONT:
 - ROADGEEK 2005 SERIES D



PRINTED 3mm ALUMINUM
 COMPOSITE SIGN PANEL C7,
 WITH UV MATTE LAMINATED

C3, TYP.

FONT:
 - ROADGEEK 2005 SERIES D

A SIGN ELEVATION
 11.00 SCALE: 3" = 1'-0"

B SIGN ELEVATION - ELEVATOR CAB SIGN PANEL
 11.00 SCALE: 3" = 1'-0"



CONTACT:
Ray Berberich
605-430-5170
ray@berberichdesign.com



Project:
Deadwood Parking Structure
Signage

Prepared for:
The City of Deadwood
Deadwood, South Dakota

Client Contact:
Kevin Kuchenbecker
Historic Preservation Officer
Department of Planning &
Preservation
605-578-2082 Office
605-641-5568 Mobile

Date: 01/21/2021
Revisions:
10/05/2023

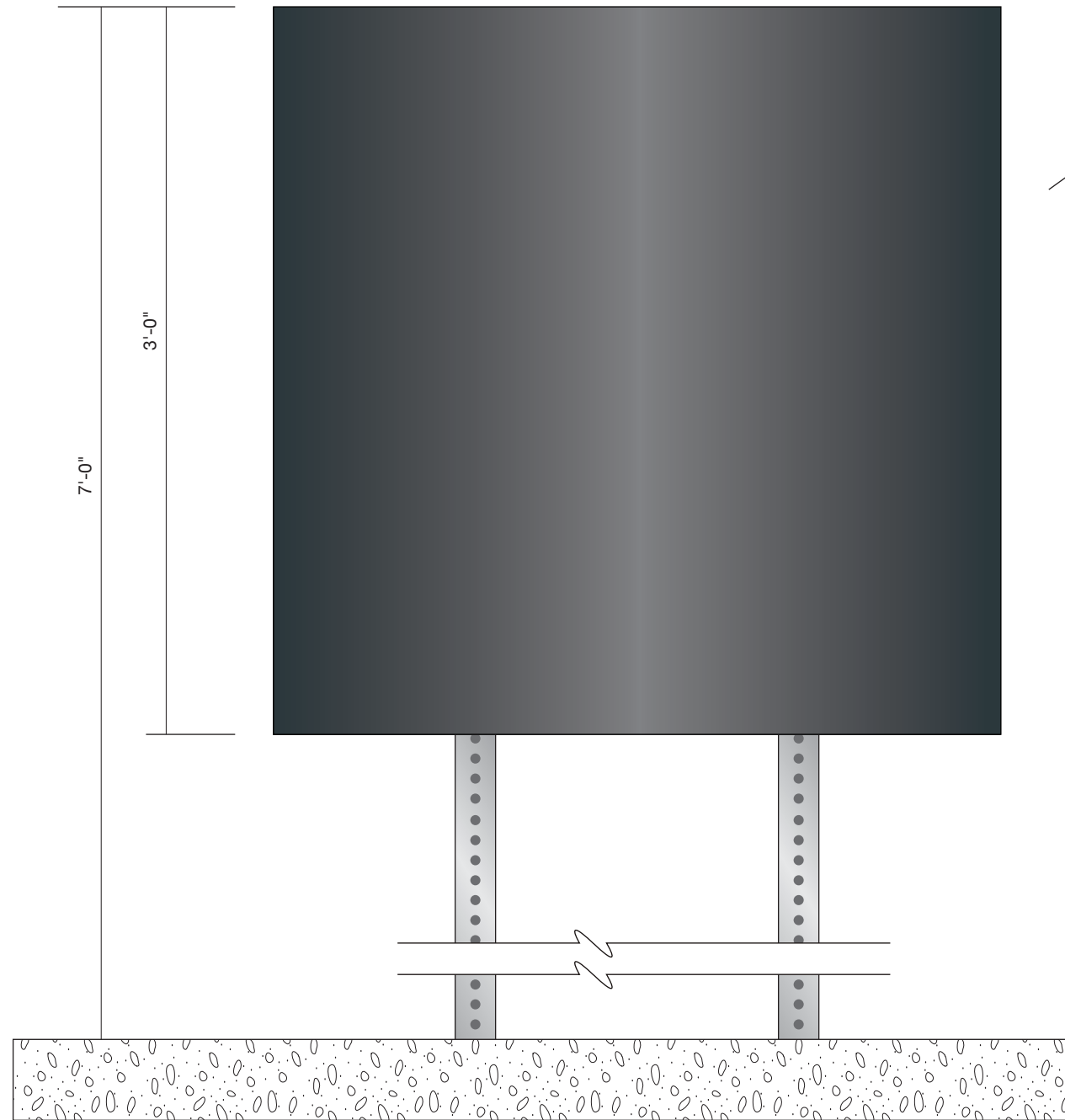
© 2023 BERBERICH DESIGN

The sole purpose of all drawings is to express visual design intent only and is not intended for actual fabrication purposes. Reasonable effort and judgment has been made to interpret applicable MUTCD, ADA and other federal, state and local laws, rules, codes, ordinances and regulations as they apply to this project. Upon the awarded bid and/or acceptance of this design, all applicable laws, rules, codes, ordinances and regulations shall be fully observed. Full responsibility for all sign selection, purchase, fabrication methods, permitting, installation, and to assure that the project and all sign types are in compliance. Verify all information provided. Shop drawings are required. When engineered drawings are required all drawings are to be sealed and signed by a Registered PE within the state where the project is located.

This document is the sole property of Berberich Design and all drawings are protected under US copyright law. The reproduction, reuse and sales rights regarding the drawings and designs herein are expressly forbidden. It is submitted under a confidential relationship, for a special purpose, and the recipient, by accepting this document shall not be copied or reproduced in whole or in part, nor its contents revealed in any manner or to any person except for the purpose for which it was tendered, nor any special features peculiar to this design be incorporated in other projects.

MAP / INFO DESK

12.00



A SIGN ELEVATION
12.00 SCALE: 3" = 1'-0"

[DESCRIPTION]
NOTE:
- [NOTE]

HOLD



CONTACT:
Ray Berberich
605-430-5170
ray@berberichdesign.com



Project:
Deadwood Parking Structure
Signage

Prepared for:
The City of Deadwood
Deadwood, South Dakota

Client Contact:
Kevin Kuchenbecker
Historic Preservation Officer
Department of Planning &
Preservation
605-578-2082 Office
605-641-5568 Mobile

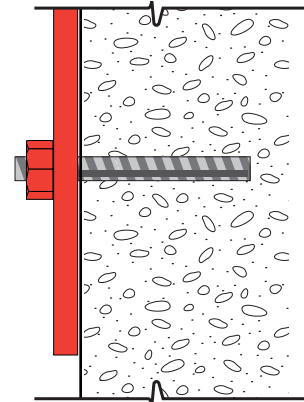
Date: 01/21/2021
Revisions:
10/05/2023

© 2023 BERBERICH DESIGN

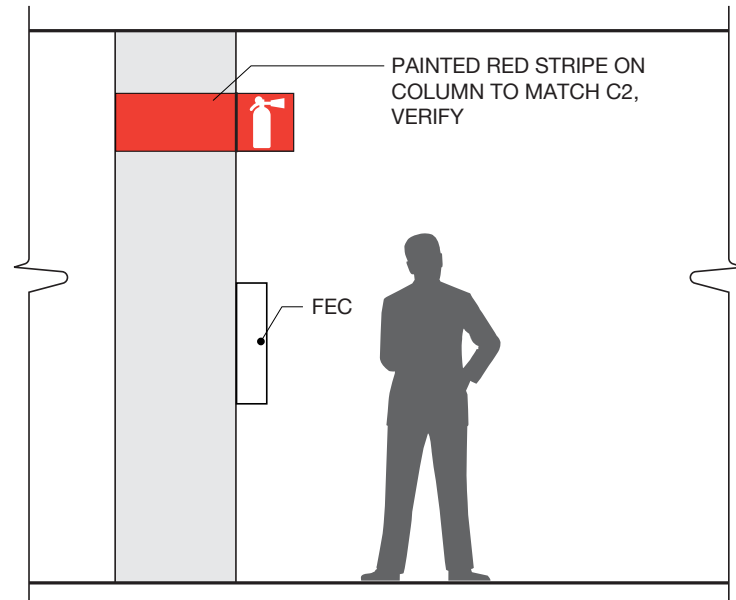
The sole purpose of all drawings is to express visual design intent only and is not intended for actual fabrication purposes. Reasonable effort and judgment has been made to interpret applicable WUTCOD, ADA and other federal, state and local laws, rules, codes, ordinances and regulations as they apply to this project. Upon the awarded bid and/or acceptance of these designs they apply to the project. The reproduction, reuse and sales rights regarding the drawings and designs herein are expressly forbidden. It is submitted under a confidential relationship, for a special purpose, and the recipient, by accepting this document shall not be copied or reproduced in whole or in part, nor its contents revealed in any manner or to any person except for the purpose for which it was tendered, nor any special features peculiar to this design be incorporated in other projects.

FIRE EXTINGUISHER IDENTIFICATION

13.00



C MOUNTING DETAIL
13.00 SCALE: NTS




D GARAGE COLUMN MOUNT DETAIL
13.00 SCALE: NTS


3mm ACM, C2
APPLIED VINYL, V4 REFLECTIVE

NOTE:
- SIGN IS DOUBLE SIDED
- FASTENERS TO BE PAINTED TO MATCH

7'-0" AFF



A TOP VIEW
13.00 SCALE: 1:2



B SIGN ELEVATION
13.00 SCALE: 1:2



CONTACT:
Ray Berberich
605-430-5170
ray@berberichdesign.com



Project:
Deadwood Parking Structure
Signage

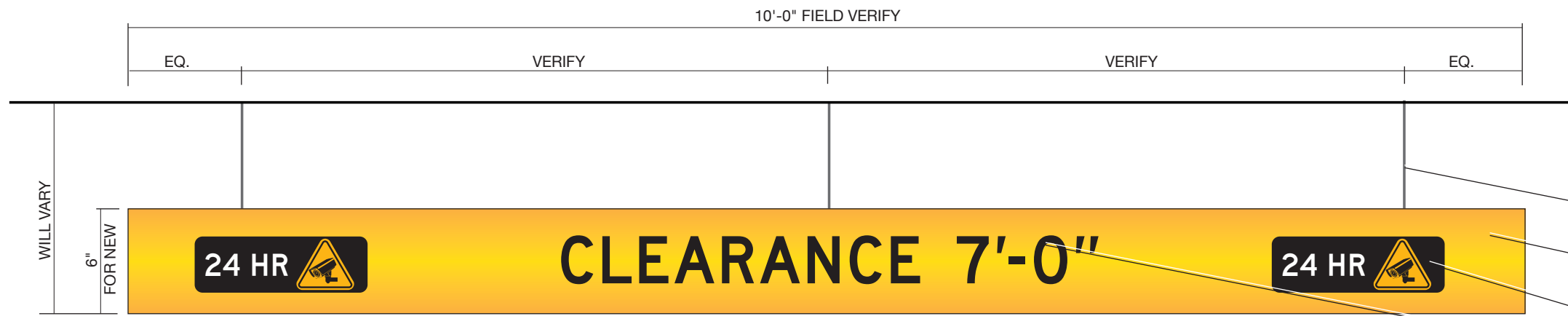
Prepared for:
The City of Deadwood
Deadwood, South Dakota

Client Contact:
Kevin Kuchenbecker
Historic Preservation Officer
Department of Planning &
Preservation
605-578-2082 Office
605-641-5568 Mobile

Date: 01/21/2021
Revisions:
10/05/2023

© 2023 BERBERICH DESIGN

The sole purpose of all drawings is to express visual design intent only and is not intended for actual fabrication purposes. Reasonable effort and judgment has been made to interpret applicable MUTCD, ADA and other federal, state and local laws, rules, codes, ordinances and regulations as they apply to this project. Upon the awarded Bid and/or acceptance of this design, the sign contractor(s) shall be responsible for all sign selection, fabrication methods, permitting, installation, and to assure that the project and all sign types are in compliance. Verify all information provided. Shop drawings are required. When engineered drawings are required all drawings are to be sealed and signed by a Registered PE within the state where the project is located.
This document is the sole property of Berberich Design and all drawings are protected under US copyright law. The reproduction, reuse and sales rights regarding the drawings and designs herein are expressly forbidden. It is submitted under a confidential relationship, for a special purpose, and the recipient, by accepting this document shall not be copied or reproduced in whole or in part, nor its contents revealed in any manner or to any person except for the purpose for which it was tendered, nor any special features peculiar to this design be incorporated in other projects.



- 1/4" STAINLESS STEEL CABLE WITH FERRULE, TYP.
- REPAINT EXISTING TO MATCH C8 (REPLACE AS NEEDED W/ 6" PVC PIPE)
- ARTWORK TO BE PROVIDED
- APPLIED VINYL, V7

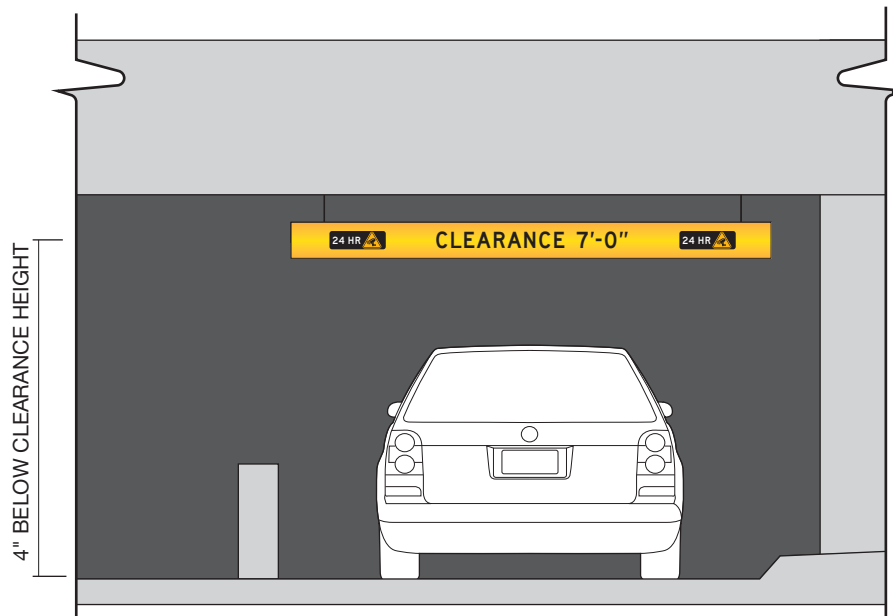
FONT:
- ROADGEEK 2005 SERIES D

- NOTE:
- VERIFY CLEARANCE HEIGHT W/ OWNER
 - REPLACE HANGING HARDWARE
 - VINYL COPY APPLIED TO BOTH SIDES
 - ALL COPY TO BE VERIFIED BY OWNER
 - CAP ENDS
 - CENTER OVER DRIVE LANE

A Sign Elevation
14.00 SCALE: 1" = 1'-0"



B Alternative Message
14.00 SCALE: 1" = 1'-0"



C Partial Building Elevation
14.00 SCALE: NTS

HEADACHE BAR

14.00



CONTACT:
Ray Berberich
605-430-5170
ray@berberichdesign.com



Project:
Deadwood Parking Structure
Signage

Prepared for:
The City of Deadwood
Deadwood, South Dakota

Client Contact:
Kevin Kuchenbecker
Historic Preservation Officer
Department of Planning &
Preservation
605-578-2082 Office
605-641-5568 Mobile

Date: 01/21/2021
Revisions:
10/05/2023

© 2023 BERBERICH DESIGN

The sole purpose of all drawings is to express visual design intent only and is not intended for actual fabrication purposes. Reasonable effort and judgment has been made to interpret applicable MUTCD, ADA and other federal, state and local laws, rules, codes, ordinances and regulations as they apply to this project. Upon the awarded bid and/or acceptance of these designs, the sign contractor shall be responsible for all materials, fabrication methods, permitting, installation, and to assure that the project and all sign types are in compliance. Verify all information provided. Shop drawings are required. When engineered drawings are required all drawings are to be sealed and signed by a Registered PE within the state where the project is located.

This document is the sole property of Berberich Design and all drawings are protected under US copyright law. The reproduction, reuse and sales rights regarding the drawings and designs herein are expressly forbidden. It is submitted under a confidential relationship, for a special purpose, and the recipient, by accepting this document shall not be copied or reproduced in whole or in part, nor its contents revealed in any manner or to any person except for the purpose for which it was tendered, nor any special features peculiar to this design be incorporated in other projects.



3mm ALUMINUM COMPOSITE SIGN
PANEL W/ APPLIED V4 REFLECTIVE
VINYL

V7

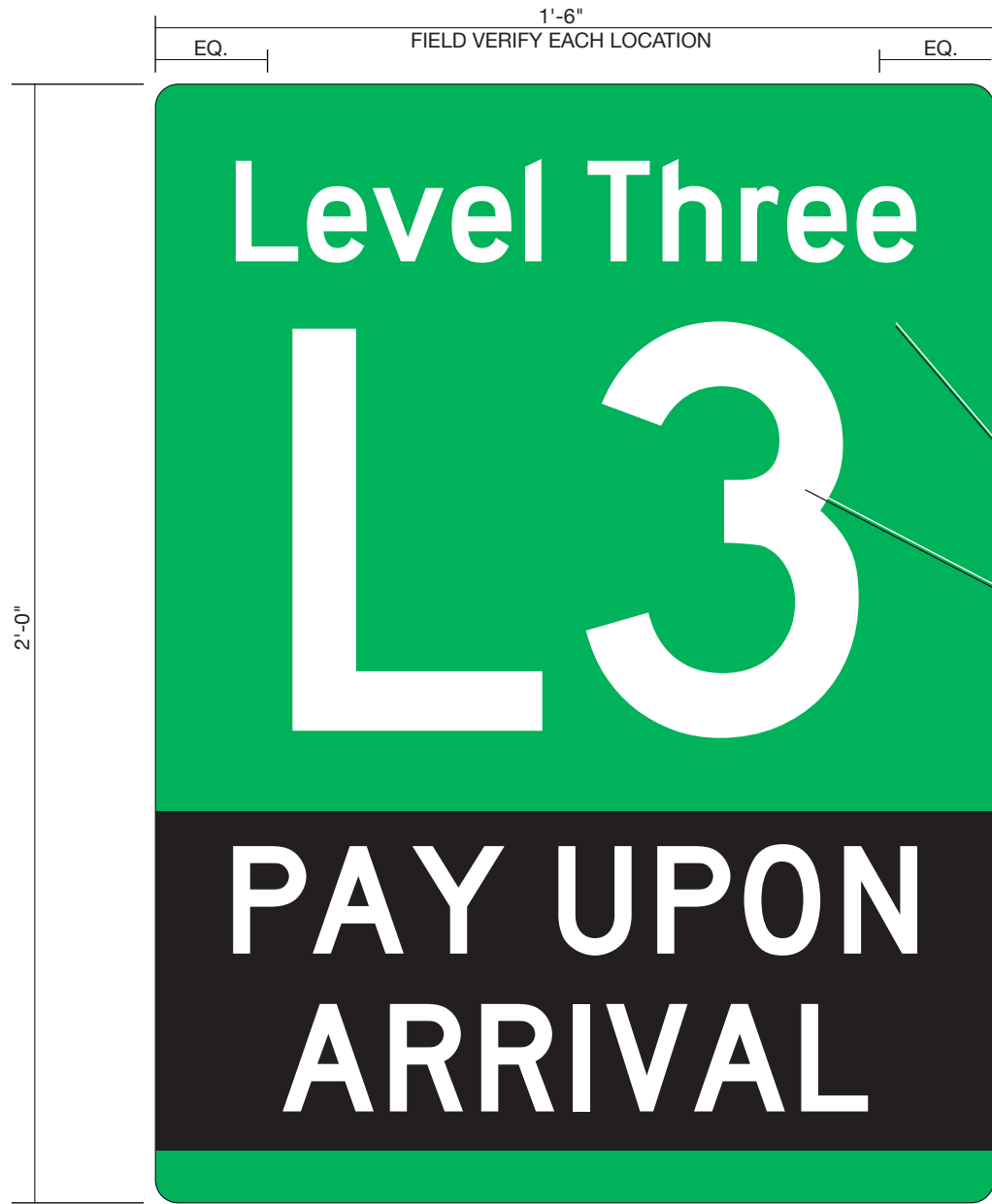
V7/V2

V7

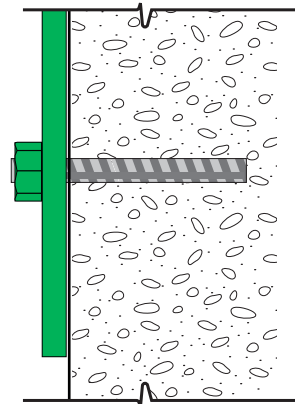
A SIGN ELEVATION
15.00 SCALE: 1:2

REGULATORY - NO
PARKING

15.00



A SIGN ELEVATION
16.00 SCALE: 3" = 1'-0"



C COLUMN SECTION DETAIL
16.00 SCALE: NTS

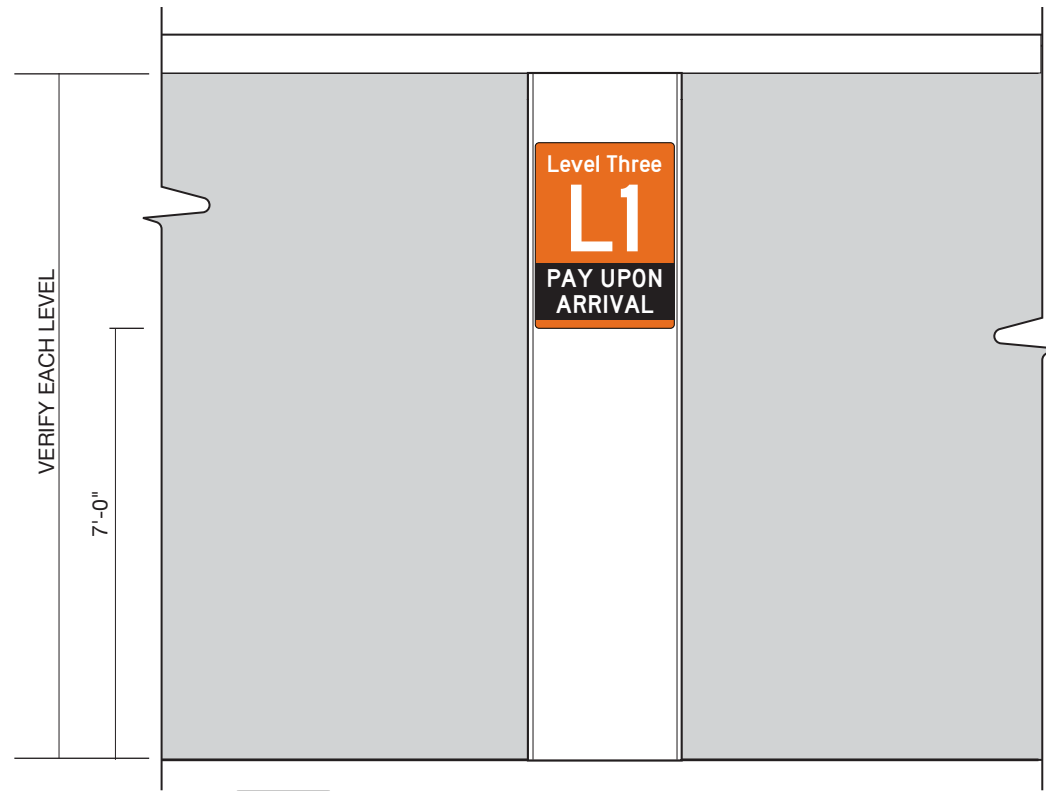
3mm ACM PAINTED PER LEVEL
COLOR AS REQUIRED
APPLIED VINYL, V4 TYP.

NOTE:
- DESIGNER TO PROVIDE
ARTWORK
- FIELD VERIFY ALL COLUMN
WIDTH AT EACH LOCATION

FONT:
- ROADGEEK 2005 SERIES D



B ALTERNATE LAYOUTS
16.00 SCALE: NTS



C COLUMN DETAIL
16.00 SCALE: 1/2" = 1'-0"



CONTACT:
Ray Berberich
605-430-5170
ray@berberichdesign.com



Project:
Deadwood Parking Structure
Signage

Prepared for:
The City of Deadwood
Deadwood, South Dakota

Client Contact:
Kevin Kuchenbecker
Historic Preservation Officer
Department of Planning &
Preservation
605-578-2082 Office
605-641-5568 Mobile

Date: 01/21/2021
Revisions:
10/05/2023

© 2023 BERBERICH DESIGN

The sole purpose of all drawings is to express visual design intent only and is not intended for actual fabrication purposes. Reasonable effort and judgment has been made to interpret applicable NUTCD, ADA and other federal, state and local laws, rules, codes, ordinances and regulations as they apply to this project. Upon the awarded bid and/or acceptance of these designs all sign fabricator(s) and contractor(s) shall be responsible for full compliance with all applicable codes, regulations, standards, fabrication methods, permitting, installation, and to assure that the project and all sign types are in compliance. Verify all information provided. Shop drawings are required. When engineered drawings are required all drawings are to be sealed and signed by a Registered PE within the state where the project is located.

This document is the sole property of Berberich Design and all drawings are protected under US copyright law. The reproduction, reuse and sales rights regarding the drawings and designs herein are expressly forbidden. It is submitted under a confidential relationship, for a special purpose, and the recipient, by accepting this document shall not be copied or reproduced in whole or in part, nor its contents revealed in any manner or to any person except for the purpose for which it was rendered, nor any special features peculiar to this design be incorporated in other projects.

LEVEL IDENTIFICATION -
COLUMN

16.00



CONTACT:
Ray Berberich
605-430-5170
ray@berberichdesign.com



Project:
Deadwood Parking Structure
Signage

Prepared for:
The City of Deadwood
Deadwood, South Dakota

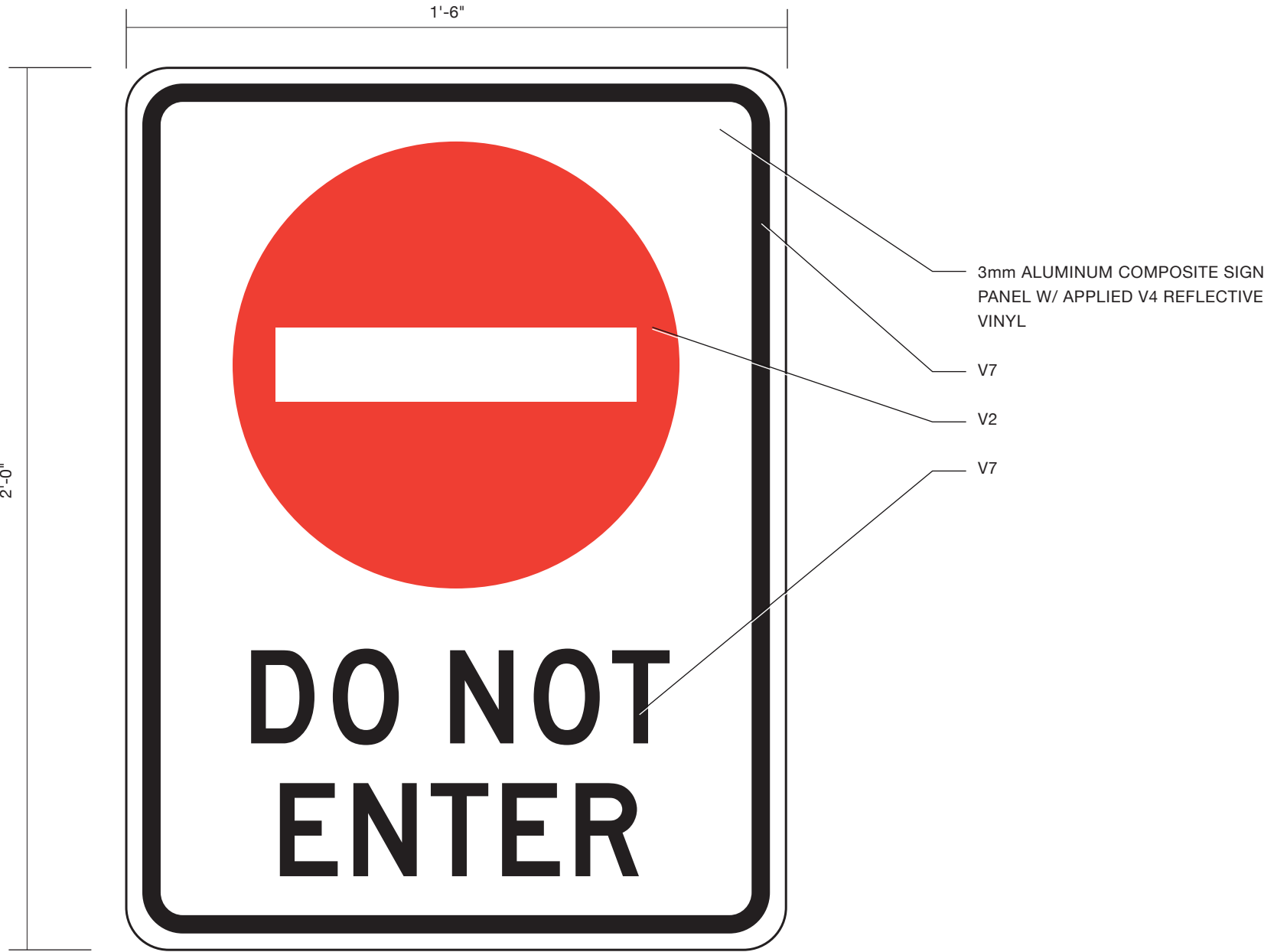
Client Contact:
Kevin Kuchenbecker
Historic Preservation Officer
Department of Planning &
Preservation
605-578-2082 Office
605-641-5568 Mobile

Date: 01/21/2021
Revisions:
10/05/2023

© 2023 BERBERICH DESIGN

The sole purpose of all drawings is to express visual design intent only and is not intended for actual fabrication purposes. Reasonable effort and judgment has been made to interpret applicable MUTCD, ADA and other federal, state and local laws, rules, codes, ordinances and regulations as they apply to this project. Upon the awarded bid and/or acceptance of these designs all applicable laws, rules, codes, ordinances and regulations shall apply in full. The designer shall be responsible for all selection, coordination, and fabrication methods, permitting, installation, and to assure that the project and all sign types are in compliance. Verify all information provided. Shop drawings are required. When engineered drawings are required all drawings are to be sealed and signed by a Registered PE within the state where the project is located.

This document is the sole property of Berberich Design and all drawings are protected under US copyright law. The reproduction, reuse and sales rights regarding the drawings and designs herein are expressly forbidden. It is submitted under a confidential relationship, for a special purpose, and the recipient, by accepting this document shall not be copied or reproduced in whole or in part, nor its contents revealed in any manner or to any person except for the purpose for which it was tendered, nor any special features peculiar to this design be incorporated in other projects.



- 3mm ALUMINUM COMPOSITE SIGN PANEL W/ APPLIED V4 REFLECTIVE VINYL
- V7
- V2
- V7

A	SIGN ELEVATION
17.00	SCALE: 1:2

REGULATORY - DO NOT ENTER

17.00



A SIGN ELEVATION
18.00 SCALE: 3" = 1'-0"

3mm ALUMINUM COMPOSITE SIGN PANEL C3

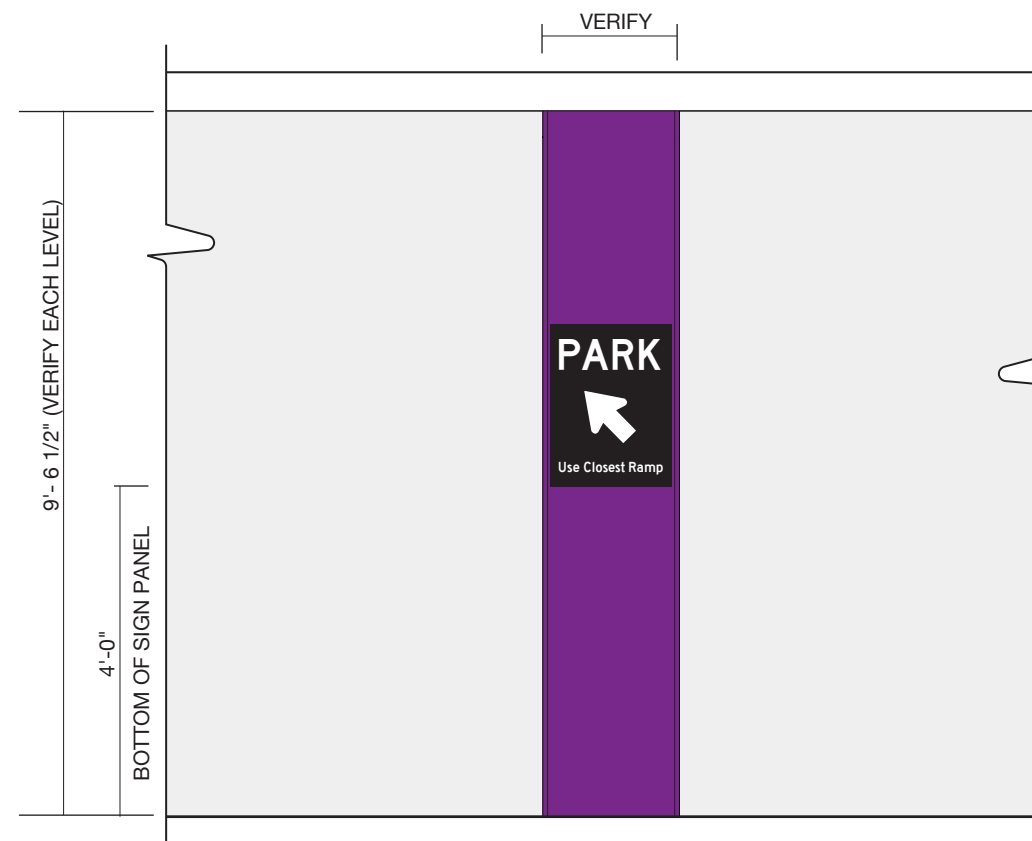
APPLIED VINYL, V1 TYP.

NOTE:


- DESIGNER TO PROVIDE ARTWORK FOR NON-STANDARD COLUMN WIDTH
- FIELD VERIFY COLUMN SIZES
- ALL COPY AND ARROWS TO BE CENTERED
- COLUMN TO BE PAINTED PER LEVEL COLOR

FONT:

- ROADGEEK 2005 SERIES D



D TYPICAL COLUMN DETAIL
18.00 SCALE: 1/2" = 1'-0"



CONTACT:
Ray Berberich
605-430-5170
ray@berberichdesign.com



Project:
Deadwood Parking Structure
Signage

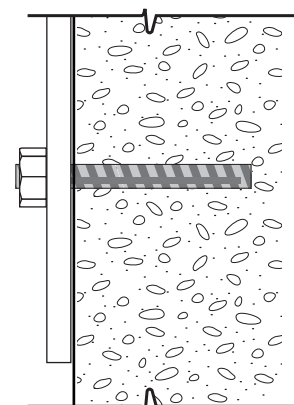
Prepared for:
The City of Deadwood
Deadwood, South Dakota

Client Contact:
Kevin Kuchenbecker
Historic Preservation Officer
Department of Planning &
Preservation
605-578-2082 Office
605-641-5568 Mobile

Date: 01/21/2021
Revisions:
10/05/2023



B ALTERNATE LAYOUTS
18.00 SCALE: NTS



C COLUMN SECTION DETAIL
18.00 SCALE: NTS



E EXISTING
18.00 SCALE: NTS



F PROPOSED
18.00 SCALE: NTS

© 2023 BERBERICH DESIGN

The sole purpose of all drawings is to express visual design intent only and is not intended for actual fabrication purposes. Reasonable effort and judgment has been made to interpret applicable W/FCOD, ADA and other federal, state and local laws, rules, codes, ordinances and regulations as they apply to this project. Upon the awarded bid and/or acceptance of these designs, the designer shall be responsible for all sign selection, fabrication methods, permitting, installation, and to assure that the project and all sign types are in compliance. Verify all information provided. Shop drawings are required. When engineered drawings are required all drawings are to be sealed and signed by a Registered PE within the state where the project is located.

This document is the sole property of Berberich Design and all drawings are protected under US copyright law. The reproduction, reuse and sales rights regarding the drawings and designs herein are expressly forbidden. It is submitted under a confidential relationship, for a special purpose, and the recipient, by accepting this document shall not be copied or reproduced in whole or in part, nor its contents revealed in any manner or to any person except for the purpose for which it was rendered, nor any special features peculiar to this design be incorporated in other projects.

RAMP DIRECTIONAL

18.00



CONTACT:
Ray Berberich
605-430-5170
ray@berberichdesign.com



Project:
Deadwood Parking Structure
Signage

Prepared for:
The City of Deadwood
Deadwood, South Dakota

Client Contact:
Kevin Kuchenbecker
Historic Preservation Officer
Department of Planning &
Preservation
605-578-2082 Office
605-641-5568 Mobile

Date: 01/21/2021
Revisions:
10/05/2023

© 2023 BERBERICH DESIGN

The sole purpose of all drawings is to express visual design intent only and is not intended for actual fabrication purposes. Reasonable effort and judgment has been made to interpret applicable WUTCOD, ADA and other federal, state and local laws, rules, codes, ordinances and regulations as they apply to this project. Upon the awarded bid and/or acceptance of this design, the designer shall be responsible for providing the contractor with all necessary information, including but not limited to, the correct sign location, sign size, sign color, sign material, sign fabrication methods, permitting, installation, and to ensure that the project and all sign types are in compliance. Verify all information provided. Shop drawings are required. When engineered drawings are required all drawings are to be sealed and signed by a Registered PE within the state where the project is located.

This document is the sole property of Berberich Design and all drawings are protected under US copyright law. The reproduction, reuse and sales rights regarding the drawings and designs herein are expressly forbidden. It is submitted under a confidential relationship, for a special purpose, and the recipient, by accepting this document shall not be copied or reproduced in whole or in part, nor its contents revealed in any manner or to any person except for the purpose for which it was tendered, nor any special features peculiar to this design be incorporated in other projects.



ELEVATOR EVACUATION
SIGNAGE

19.00



CONTACT:
Ray Berberich
605-430-5170
ray@berberichdesign.com



Project:
Deadwood Parking Structure
Signage

Prepared for:
The City of Deadwood
Deadwood, South Dakota

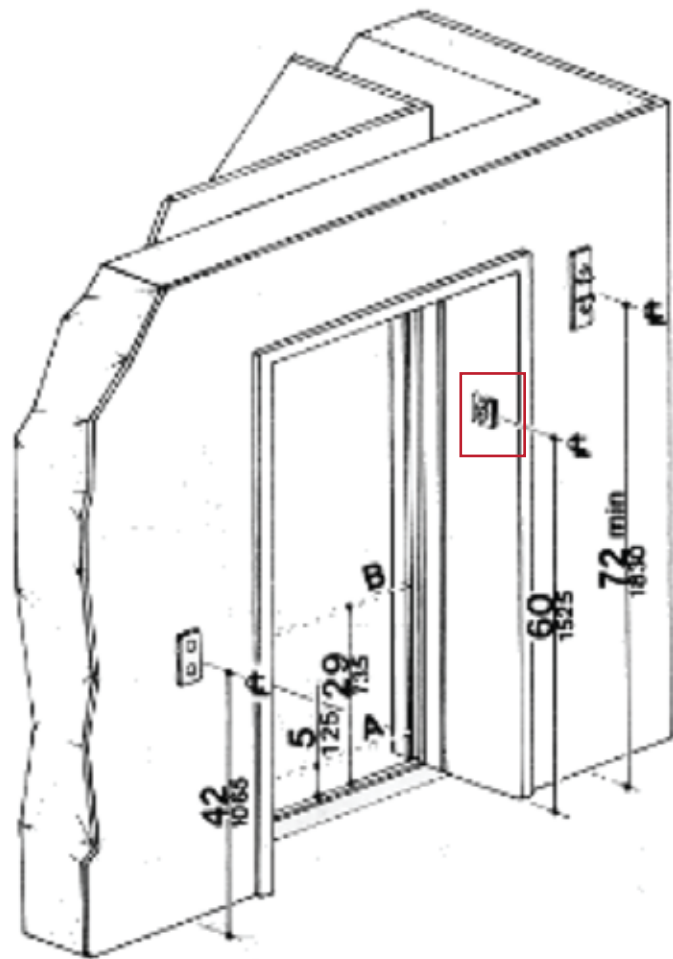
Client Contact:
Kevin Kuchenbecker
Historic Preservation Officer
Department of Planning &
Preservation
605-578-2082 Office
605-641-5568 Mobile

Date: 01/21/2021
Revisions:
10/05/2023

© 2023 BERBERICH DESIGN

The sole purpose of all drawings is to express visual design intent only and is not intended for actual fabrication purposes. Reasonable effort and judgment has been made to interpret applicable NDTCD, ADA and other federal, state and local laws, rules, codes, ordinances and regulations as they apply to this project. Upon the awarded bid and/or acceptance of these designs they shall be the property of the contractor and shall be used for the full responsibility for all selection, fabrication, installation, and to assure that the project and all sign types are in compliance. Verify all information provided. Shop drawings are required. When engineered drawings are required all drawings are to be sealed and signed by a Registered PE within the state where the project is located.

This document is the sole property of Berberich Design and all drawings are protected under US copyright law. The reproduction, reuse and sales rights regarding the drawings and designs herein are expressly forbidden. It is submitted under a confidential relationship, for a special purpose, and the recipient, by accepting this document shall not be copied or reproduced in whole or in part, nor its contents revealed in any manner or to any person except for the purpose for which it was rendered, nor any special features peculiar to this design be incorporated in other projects.




THERMOFORMED SIGN PANEL, C7
RAISED COPY, C3
FONT:
- FRUTIGER 55 ROMAN
NOTE:
- ALL COPY TO BE CENTERED UNLESS SPECIFIED OTHERWISE
- **TWO (2) REQUIRED FOR EACH ELEVATOR OPENING**

A SIGN ELEVATION - ELEVATOR LEVEL ID
20.00 SCALE: FULL

ELEVATOR LEVEL IDENTIFICATION

20.00



A PARTIAL PARKING GARAGE ELEVATION
21.00 SCALE: NTS

COMMERCIAL EXTRUSIONS



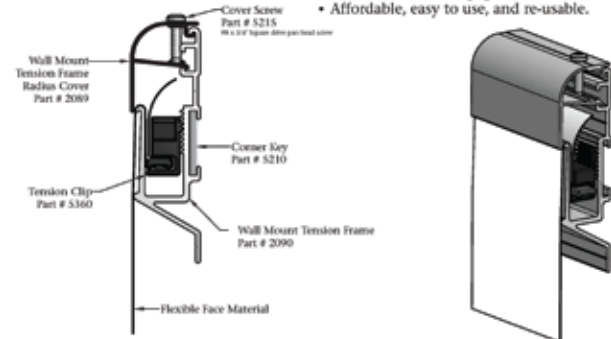
Wall Mount Tension Frame and Covers

Part Number	Part	Length	Finish
2090	Wall Mount Tension Frame	24'-5"	Mill Finish
2088	Wall Mount Tension Frame Square Cover	24'-5"	Mill Finish
2089	Wall Mount Tension Frame Radius Cover	24'-5"	Mill Finish
2091	Wall Mount Tension Frame Beveled Cover	24'-5"	Mill Finish



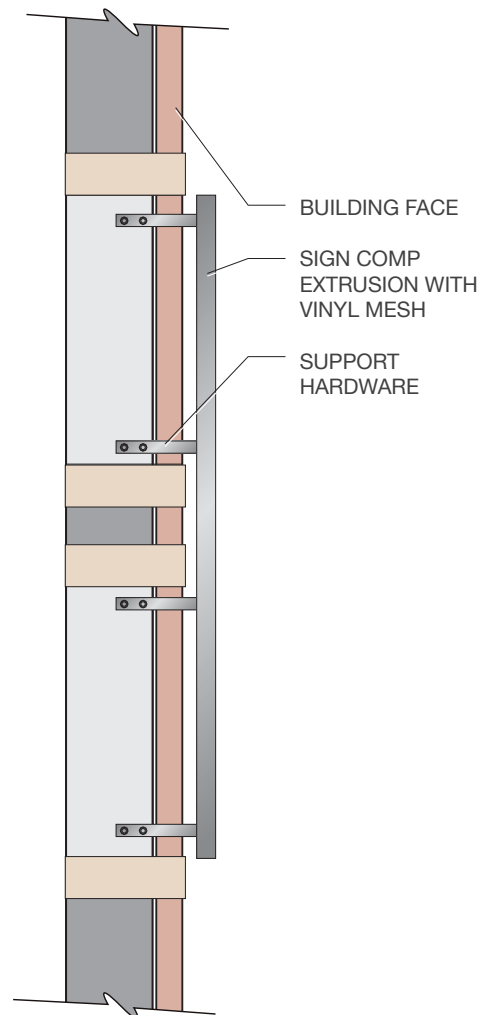
Features & Benefits

- Low profile system that will tension any size flexible face or banner material.
- Fully secured covers with recommended fasteners. (NOTE: Attach as recommended).
- All covers completely conceal the Wall Mount Tension Frame edges.
- Allows for conformity when mounting to walls with irregularities.
- Eliminates hemming, grommets, and double-faced tape.
- Affordable, easy to use, and re-usable.



3032 Walker Ridge Dr. NW ▶ Grand Rapids, MI ▶ Phone: (616) 784-0405 ▶ Toll Free: (877) 784-0405 ▶ Fax: (616) 784-0411

B SIGN COMP SPEC. SHEET
21.00 SCALE: NTS



C PARTIAL BUILDING SECTION
21.00 SCALE: NTS

18'-0"



D SIGN ELEVATION
21.00 SCALE: 1/2" = 1'-0"

8'-7 3/4"

EXISTING SIGN COMP
2090 EXTRUDED
TENSION FRAME WITH
2091 BEVELED COVER
OR EQUAL

PRINTED FIBER
REINFORCED VINYL
MESH 130Z OR BETTER
TO BE REPLACED

NOTE:

- FIELD VERIFY ALL DIMENSIONS
- REFER TO LOCATION DC.12
- BANNER IS LOCATED OVER THE ENTRY DRIVE LANE AND SPANS OVER TWO VERTICAL OPENINGS
- ARTWORK PROVIDE BY OWNER

NOTE:
PRINTED FIBER REINFORCED
VINYL MESH TO BE REPLACED



CONTACT:
Ray Berberich
605-430-5170
ray@berberichdesign.com



Project:
Deadwood Parking Structure
Signage

Prepared for:
The City of Deadwood
Deadwood, South Dakota

Client Contact:
Kevin Kuchenbecker
Historic Preservation Officer
Department of Planning &
Preservation
605-578-2082 Office
605-641-5568 Mobile

Date: 10/05/2023
Revisions:

© 2023 BERBERICH DESIGN

The sole purpose of all drawings is to express visual design intent and is not intended for actual fabrication purposes. Reasonable effort and judgment has been made to interpret applicable MUTCD, ADA and other federal, state and local laws, rules, codes, ordinances and regulations as they apply to this project. Upon the awarded bid and/or acceptance of these design drawings the sign fabricator(s) and/or contractor(s) shall have complete and full responsibility for all final selected materials, engineering methods, fabrication methods, permitting, installation and to assure that the project and all sign types are in compliance. Verify all information provided. Shop drawings are required. When engineered drawings are required all drawings are to be sealed and signed by a Registered PE within the state where the project is located.


This document is the sole property of Berberich Design and all drawings are protected under US copyright law. The reproduction, reuse and sales rights regarding the drawings (hereinafter referred to as "drawings") are reserved and the recipient by accepting this document shall not be copied or reproduced in whole or in part, nor its contents revealed in any manner or to any person except for the purpose for which it was rendered, nor any special features peculiar to this design be incorporated in other projects.

PARKING ENTRY SIGN

21.00



A EXISTING
22.00 SCALE: NTS



B PROPOSED SIGN REPLACEMENT
22.00 SCALE: NTS



C PROPOSED SIGN REPLACEMENT - SIDE A
22.00 SCALE: NTS



D PROPOSED SIGN REPLACEMENT - SIDE B
22.00 SCALE: NTS



CONTACT:
Ray Berberich
605-430-5170
ray@berberichdesign.com



Project:
Deadwood Parking Structure
Signage

Prepared for:
The City of Deadwood
Deadwood, South Dakota

Client Contact:
Kevin Kuchenbecker
Historic Preservation Officer
Department of Planning &
Preservation
605-578-2082 Office
605-641-5568 Mobile

Date: 10/05/2023
Revisions:

© 2023 BERBERICH DESIGN

The sole purpose of all drawings is to express visual design intent only and is not intended for actual fabrication purposes. Reasonable effort and judgment has been made to interpret applicable MUTCD, ADA and other federal, state and local laws, rules, codes, ordinances and regulations as they apply to this project. Upon the awarded bid and/or acceptance of these design drawings the sign fabricator(s) and/or contractor(s) shall have complete and full responsibility for all final selected materials, engineering methods, fabrication methods, permitting, installation and to assure that the project and all sign types are in compliance. Verify all information provided. Shop drawings are required. When engineered drawings are required all drawings are to be sealed and signed by a Registered PE within the state where the project is located.

This document is the sole property of Berberich Design and all drawings are protected under US copyright law. The reproduction, reuse and sales rights regarding the drawings are reserved. The design professional and the recipient, by accepting this document shall not be copied or reproduced in whole or in part, nor its contents revealed in any manner or to any person except for the purpose for which it was rendered, nor any special features peculiar to this design be incorporated in other projects.

Oversized Vehicle Sign

22.00