


OFFICE OF  
 PLANNING, ZONING AND  
 HISTORIC PRESERVATION  
 108 Sherman Street  
 Telephone (605) 578-2082  
 Fax (605) 578-2084



FOR OFFICE USE ONLY	
Case No.	<u>210083</u>
<input type="checkbox"/> Project Approval	
<input checked="" type="checkbox"/> Certificate of Appropriateness	
Date Received	<u>5/18/21</u>
Date of Hearing	<u>5/26/21</u>

## City of Deadwood Application for Project Approval OR Certificate of Appropriateness

The Deadwood Historic Preservation Commission reviews all applications. Approval is issued for proposed work in keeping with City of Deadwood Ordinances & Guidelines, South Dakota State Administrative Rules and the Secretary of the Interior's Standards for Rehabilitation.

This application must be typed or printed in ink and submitted to:

City of Deadwood  
 Deadwood Historic Preservation Office  
 108 Sherman Street  
 Deadwood, SD 57732

FOR INFORMATION REGARDING THIS FORM, CALL 605-578-2082

PROPERTY INFORMATION
Property Address: <u>27 Deadwood Street, Deadwood, SD 57732</u>
Historic Name of Property (if known): <u>Iron Horse Inn &amp; Casino</u>

APPLICANT INFORMATION
Applicant is: <input checked="" type="checkbox"/> owner <input type="checkbox"/> contractor <input type="checkbox"/> architect <input type="checkbox"/> consultant <input type="checkbox"/> other _____

Owner's Name: <u>Latchstring Getaways LLC</u>
Address: <u>20751 Shirttail Gulch Road</u>
City: <u>Sturgis</u> State: <u>SD</u> Zip: <u>57785</u>
Telephone: <u>1.320.894.7482</u> Fax: _____
E-mail: <u>troygorans@gmail.com</u>

Architect's Name: _____
Address: _____
City: _____ State: _____ Zip: _____
Telephone: _____ Fax: _____
E-mail: _____

Contractor's Name: <u>P &amp; L Carpentry</u>
Address: <u>22894 S Rochford Rd</u>
City: <u>Hill City</u> State: <u>SD</u> Zip: <u>57745</u>
Telephone: <u>1.605.574.3938</u> Fax: _____
E-mail: <u>plcowboy@yahoo.com</u>

Agent's Name: _____
Address: _____
City: _____ State: _____ Zip: _____
Telephone: _____ Fax: _____
E-mail: _____

TYPE OF IMPROVEMENT
<input type="checkbox"/> Alteration (change to exterior) <input type="checkbox"/> New Building <input type="checkbox"/> Addition <input type="checkbox"/> Accessory Structure <input type="checkbox"/> New Construction <input type="checkbox"/> Re-Roofing <input type="checkbox"/> Wood Repair <input type="checkbox"/> Exterior Painting <input type="checkbox"/> General Maintenance <input type="checkbox"/> Siding <input type="checkbox"/> Windows <input checked="" type="checkbox"/> Porch/Deck <input type="checkbox"/> Other _____ <input type="checkbox"/> Awning <input type="checkbox"/> Sign <input type="checkbox"/> Fencing

<b>ACTIVITY: (CHECK AS APPLICABLE)</b>					
Project Start Date: <u>6/1/21</u>		Project Completion Date (anticipated): <u>6/30/21</u>			
<input type="checkbox"/> <b>ALTERATION</b>	<input type="checkbox"/> Front	<input type="checkbox"/> Side(s)	<input type="checkbox"/> Rear		
<input type="checkbox"/> <b>ADDITION</b>	<input type="checkbox"/> Front	<input type="checkbox"/> Side(s)	<input type="checkbox"/> Rear		
<input type="checkbox"/> <b>NEW CONSTRUCTION</b>	<input type="checkbox"/> Residential <input type="checkbox"/> Other _____				
<input type="checkbox"/> <b>ROOF</b>	<input type="checkbox"/> New	<input type="checkbox"/> Re-roofing	<input type="checkbox"/> Material		
	<input type="checkbox"/> Front	<input type="checkbox"/> Side(s)	<input type="checkbox"/> Rear	<input type="checkbox"/> Alteration to roof	
<input type="checkbox"/> <b>GARAGE</b>	<input type="checkbox"/> New		<input type="checkbox"/> Rehabilitation		
	<input type="checkbox"/> Front	<input type="checkbox"/> Side(s)	<input type="checkbox"/> Rear		
<input type="checkbox"/> <b>FENCE/GATE</b>	<input type="checkbox"/> New		<input type="checkbox"/> Replacement		
	<input type="checkbox"/> Front	<input type="checkbox"/> Side(s)	<input type="checkbox"/> Rear		
Material _____ Style/type _____ Dimensions _____					
<input type="checkbox"/> <b>WINDOWS</b>	<input type="checkbox"/> <b>STORM WINDOWS</b>	<input type="checkbox"/> <b>DOORS</b>	<input type="checkbox"/> <b>STORM DOORS</b>		
<input type="checkbox"/> Restoration		<input type="checkbox"/> Replacement		<input type="checkbox"/> New	
<input type="checkbox"/> Front	<input type="checkbox"/> Side(s)	<input type="checkbox"/> Rear			
Material _____ Style/type _____					
<input type="checkbox"/> <b>PORCH/DECK</b>	<input type="checkbox"/> Restoration		<input type="checkbox"/> Replacement		<input checked="" type="checkbox"/> New
	<input type="checkbox"/> Front	<input checked="" type="checkbox"/> Side(s)	<input type="checkbox"/> Rear		
Note: Please provide detailed plans/drawings					
<input type="checkbox"/> <b>SIGN/AWNING</b>	<input type="checkbox"/> New		<input type="checkbox"/> Restoration		<input type="checkbox"/> Replacement
Material _____ Style/type _____ Dimensions _____					
<input type="checkbox"/> <b>OTHER</b> – Describe in detail below or use attachments					

**DESCRIPTION OF ACTIVITY**

Describe in detail, the above activity (use attachments if necessary including type of materials to be used) and submit as applicable. Descriptive materials such as photos and drawings are necessary to illustrate the work and to help the commissioners and staff evaluate the proposed changes. Information should be supplied for each element of the proposed work along with general drawings and/or photographs as appropriate.

Failure to supply adequate documentation could result in delays in processing and denial of the request. Describe in detail below (add pages as necessary).

33' x 18' Concrete Deck, stamped/colored, using same stamp/style as Rodeo Grounds/under bleacher  
section and compatible with Deadwood Street bricks. Deck will have a manufactured metal railing and  
will match existing railing - 42" High (see attached drawing).

---



---



---




## SIGNATURES

**I HEREBY CERTIFY** I understand this application will not be accepted and processed until all the requested information has been supplied. I realize drawings and measurements must be exact and if errors result in a violation of the Commission's approval, then appropriate changes will have to be made. I also understand this application may require a site visit / additional research by staff and a PUBLIC HEARING by the DEADWOOD HISTORIC PRESERVATION COMMISSION.

I understand this application is for a Certificate of Appropriateness or Project Approval only and that a building permit is required for any uses associated with this location prior to any constructions, alterations, etc. All statements are true to the best of my knowledge and belief.

I understand approval is issued for proposed work in keeping with City of Deadwood Ordinances, South Dakota State Administrative Rules and the Secretary of the Interior's Standards for Rehabilitation and copies are available for my review.


5-18-21  
 \_\_\_\_\_  
 SIGNATURE OF OWNER(S)                      DATE

\_\_\_\_\_  
SIGNATURE OF AGENT(S)                      DATE

\_\_\_\_\_  
SIGNATURE OF OWNER(S)                      DATE

\_\_\_\_\_  
SIGNATURE OF AGENT(S)                      DATE

\_\_\_\_\_  
SIGNATURE OF OWNER(S)                      DATE

\_\_\_\_\_  
SIGNATURE OF AGENT(S)                      DATE

## APPLICATION DEADLINE

This form and all supporting documentation **MUST** arrive by 5:00 p.m. on the 1<sup>st</sup> or 3<sup>rd</sup> Wednesday of every month to be considered at the next Historic Preservation Commission Meeting. The meeting schedule and filing deadlines are on file with the Historic Preservation Office. Any information not provided to staff in advance of the meeting will not be considered by the Commission during their deliberation. Please call if you have any questions and staff will assist you.

**Please use the attached criteria checklist as a guide to completing the application.** Incomplete applications cannot be reviewed and will be returned to you for more information. All submitted materials will be retained by the Historic Preservation Office. Do not submit your only copy of any piece of documentation.

The City of Deadwood Historic Preservation Office has numerous resources available for your assistance upon request.

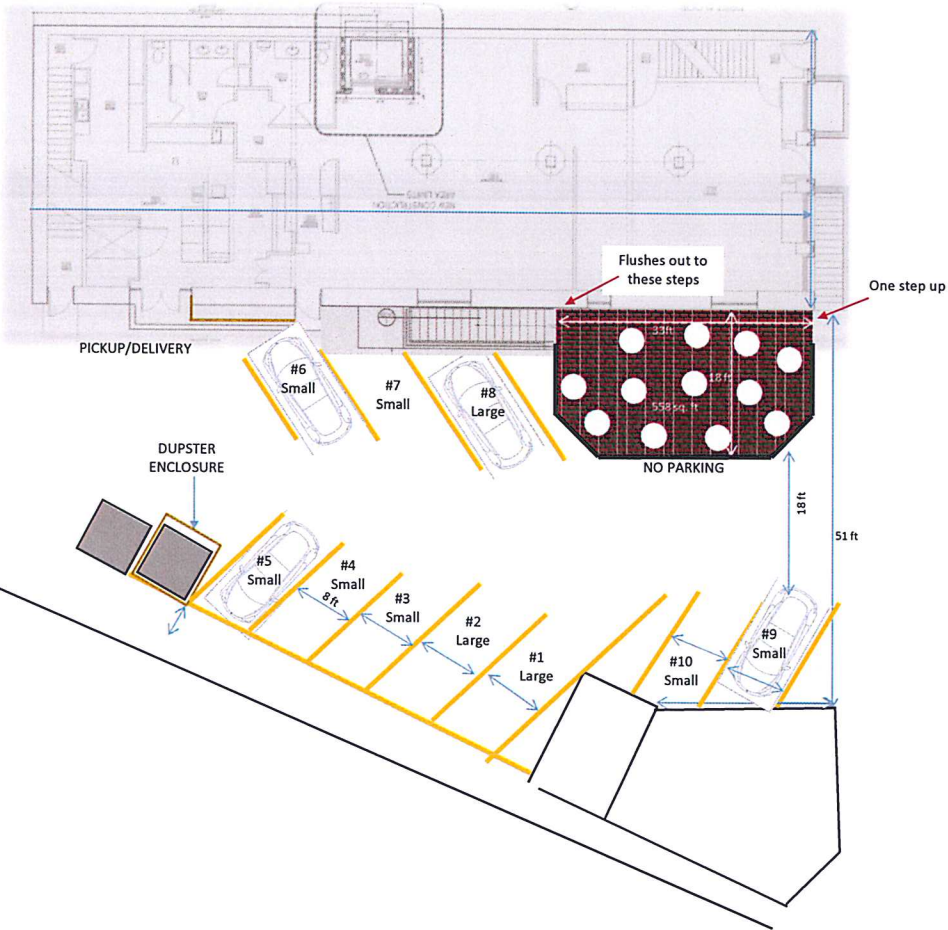















Railing



Custom railings to match existing style. Considering the existing square "netting" look on the bottom section, and iron bars for the top section.