


OFFICE OF  
PLANNING, ZONING AND  
HISTORIC PRESERVATION  
108 Sherman Street  
Telephone (605) 578-2082  
Fax (605) 578-2084



FOR OFFICE USE ONLY	
Case No.	210018
<input type="checkbox"/> Project Approval	
<input checked="" type="checkbox"/> Certificate of Appropriateness	
Date Received	2/25/21
Date of Hearing	3/10/21

## City of Deadwood Application for Project Approval OR Certificate of Appropriateness

The Deadwood Historic Preservation Commission reviews all applications. Approval is issued for proposed work in keeping with City of Deadwood Ordinances & Guidelines, South Dakota State Administrative Rules and the Secretary of the Interior's Standards for Rehabilitation.

This application must be typed or printed in ink and submitted to:

City of Deadwood  
Deadwood Historic Preservation Office  
108 Sherman Street  
Deadwood, SD 57732

FOR INFORMATION REGARDING THIS FORM, CALL 605-578-2082

PROPERTY INFORMATION
Property Address: 669 Main Street
Historic Name of Property (if known):

APPLICANT INFORMATION
Applicant is: <input checked="" type="checkbox"/> owner <input type="checkbox"/> contractor <input type="checkbox"/> architect <input type="checkbox"/> consultant <input type="checkbox"/> other

Owner's Name: Harlan Kraus
Address: 637 Main Street
City: Deadwood State: SD Zip: 57732
Telephone: 320-491-8118 Fax:
E-mail: harley@blackwidowproducts.com

Architect's Name:
Address:
City: State: Zip:
Telephone: Fax:
E-mail:

Contractor's Name:
Address:
City: State: Zip:
Telephone: Fax:
E-mail:

Agent's Name:
Address:
City: State: Zip:
Telephone: Fax:
E-mail:

TYPE OF IMPROVEMENT			
<input type="checkbox"/> Alteration (change to exterior)	<input type="checkbox"/> New Building	<input type="checkbox"/> Addition	<input type="checkbox"/> Accessory Structure
<input type="checkbox"/> New Construction	<input type="checkbox"/> Re-Roofing	<input type="checkbox"/> Wood Repair	<input type="checkbox"/> Exterior Painting
<input type="checkbox"/> General Maintenance	<input checked="" type="checkbox"/> Siding	<input type="checkbox"/> Windows	<input type="checkbox"/> Fencing
<input checked="" type="checkbox"/> Other Facade	<input type="checkbox"/> Awning	<input type="checkbox"/> Sign	

ACTIVITY: (CHECK AS APPLICABLE)			
Project Start Date: <u>April 1, 2021</u>		Project Completion Date (anticipated): <u>April 10, 2021</u>	
<input type="checkbox"/> ALTERATION	<input type="checkbox"/> Front	<input type="checkbox"/> Side(s)	<input type="checkbox"/> Rear
<input type="checkbox"/> ADDITION	<input type="checkbox"/> Front	<input type="checkbox"/> Side(s)	<input type="checkbox"/> Rear
<input type="checkbox"/> NEW CONSTRUCTION	<input type="checkbox"/> Residential <input type="checkbox"/> Other _____		
<input type="checkbox"/> ROOF	<input type="checkbox"/> New	<input type="checkbox"/> Re-roofing	
	<input type="checkbox"/> Front	<input type="checkbox"/> Side(s)	<input type="checkbox"/> Rear
<input type="checkbox"/> GARAGE	<input type="checkbox"/> New	<input type="checkbox"/> Rehabilitation	
	<input type="checkbox"/> Front	<input type="checkbox"/> Side(s)	<input type="checkbox"/> Rear
<input type="checkbox"/> FENCE/GATE	<input type="checkbox"/> New	<input type="checkbox"/> Replacement	
	<input type="checkbox"/> Front	<input type="checkbox"/> Side(s)	<input type="checkbox"/> Rear
Material _____ Style/type _____ Dimensions _____			
<input type="checkbox"/> WINDOWS	<input type="checkbox"/> STORM WINDOWS	<input type="checkbox"/> DOORS	<input type="checkbox"/> STORM DOORS
<input type="checkbox"/> Restoration		<input type="checkbox"/> Replacement	<input type="checkbox"/> New
<input type="checkbox"/> Front	<input type="checkbox"/> Side(s)	<input type="checkbox"/> Rear	
Material _____ Style/type _____			
<input type="checkbox"/> SIGN/AWNING	<input type="checkbox"/> New	<input type="checkbox"/> Restoration	<input type="checkbox"/> Replacement
Material _____ Style/type _____ Dimensions _____			
<input checked="" type="checkbox"/> OTHER – Describe in detail below or use attachments			

DESCRIPTION OF ACTIVITY
Describe, as specifically as possible, the above activity (use attachments if necessary including type of materials to be used) and submit as applicable. Descriptive materials such as photos and drawings are necessary to illustrate the work and to help the commissioners and staff evaluate the proposed changes. A request for approval of a window replacement, for example, should be accompanied by measurements of the existing window, a picture of the existing window, and a picture or catalogue sheet with manufacturer information for the new window. Similar information should be supplied for each element of the proposed work along with general drawings and/or photographs as appropriate.
Failure to supply adequate documentation could result in delays in processing and denial of the request.
<u>See attached Description of Activity and photos.</u>



<b>FOR OFFICE USE ONLY</b> Case No. _____
--

<b>SIGNATURES</b>
-------------------

I **HEREBY CERTIFY** I understand this application will not be accepted and processed until all the requested information has been supplied. I realize drawings and measurements must be exact and if errors result in a violation of the Commission's approval, then appropriate changes will have to be made. I also understand this application may require a site visit / additional research by staff and a **PUBLIC HEARING** by the **DEADWOOD HISTORIC PRESERVATION COMMISSION**.

I understand this application is for a Certificate of Appropriateness or Project Approval only and that a building permit is required for any uses associated with this location prior to any constructions, alterations, etc. All statements are true to the best of my knowledge and belief.

I understand approval is issued for proposed work in keeping with City of Deadwood Ordinances, South Dakota State Administrative Rules and the Secretary of the Interior's Standards for Rehabilitation and copies are available for my review.

	
SIGNATURE OF OWNER(S)	DATE

_____ SIGNATURE OF AGENT(S)	_____ DATE
--------------------------------	---------------

_____ SIGNATURE OF OWNER(S)	_____ DATE
--------------------------------	---------------

_____ SIGNATURE OF AGENT(S)	_____ DATE
--------------------------------	---------------

_____ SIGNATURE OF OWNER(S)	_____ DATE
--------------------------------	---------------

_____ SIGNATURE OF AGENT(S)	_____ DATE
--------------------------------	---------------

<b>APPLICATION DEADLINE</b>
-----------------------------

This form and all supporting documentation **MUST** arrive by 5:00 p.m. on the 1<sup>st</sup> or 3<sup>rd</sup> Wednesday of every month to be considered at the next Historic Preservation Commission Meeting. The meeting schedule and filing deadlines are on file with the Historic Preservation Office. Any information not provided to staff in advance of the meeting will not be considered by the Commission during their deliberation. Please call if you have any questions and staff will assist you.

**Please use the attached criteria checklist as a guide to completing the application.** Incomplete applications cannot be reviewed and will be returned to you for more information. All submitted materials will be retained by the Historic Preservation Office. Do not submit your only copy of any piece of documentation.

The City of Deadwood Historic Preservation Office has numerous resources available for your assistance upon request.

### Description of Activity

I would like to change the façade of the building as shown in the attached photo (1) to have vertical wood slats made from Black Hills pine. The current building façade is a reconstruction and not original. (Photo 2.) The building was historically operated as a clothing store and later a saloon. Today it operates as a clothing store and saloon. My proposal is to visually change the façade, without changing the architectural structure of the building, to make it more visually appealing to tourists and to provide an “Old West” feel with the use of Black Hills pine wood. The windows and doors will still be trimmed in a manner similar to its current state. The upper portion of the building will remain as is. The shape and general features will also remain the same.

The proposed change features local wood which would be historically accurate for use in buildings. The rustic look would be accurate to the building’s original pre-1879 fire structure, versus the current 20<sup>th</sup> Century paint and design. The building has been changed a number of times over the years, so it would be historically accurate to change the façade in a nod to how many would imagine an historic building looked in the 1870s.

The proposal does not damage or destroy the existing structure but will simply cover up the façade with a slightly different façade, which could be removed in the future. The overall design of the building will not be altered.

Vertical wood slats were a commonly used design feature, as can be seen from the attached photo of The Apex building and other historic photos of buildings in Deadwood. (Photos 3, 4, 5.) Therefore, it is reasonable, given typical construction techniques of the era, to believe this building would have been originally build with vertical wooden slats.

One of the most striking features of Deadwood Main Street is that the buildings are different and unique. They differ in height, width, depth, materials used, and general overall look. Few buildings in town today contain the historic look of vertical wooden slats. Allowing this minor alteration of the façade will create an accurate historic look that is missing in Deadwood’s Historic District. The technique would allow for historical replication of buildings in Deadwood prior to 1900. Additionally, this wood ties in with the look and feel of the wooden entry to Outlaw Square.