


OFFICE OF  
PLANNING, ZONING AND  
HISTORIC PRESERVATION  
108 Sherman Street  
Telephone (605) 578-2082  
Fax (605) 578-2084



FOR OFFICE USE ONLY	
Case No.	220166
<input checked="" type="checkbox"/> Project Approval	
<input type="checkbox"/> Certificate of Appropriateness	
Date Received	10/12/22
Date of Hearing	9/14/22

## City of Deadwood Application for Project Approval OR Certificate of Appropriateness

The Deadwood Historic Preservation Commission reviews all applications. Approval is issued for proposed work in keeping with City of Deadwood Ordinances & Guidelines, South Dakota State Administrative Rules and the Secretary of the Interior's Standards for Rehabilitation.

This application must be typed or printed in ink and submitted to:

City of Deadwood  
Deadwood Historic Preservation Office  
108 Sherman Street  
Deadwood, SD 57732

FOR INFORMATION REGARDING THIS FORM, CALL 605-578-2082

PROPERTY INFORMATION
Property Address: 21 Guy St Deadwood SD
Historic Name of Property (if known):

APPLICANT INFORMATION
Applicant is: <input checked="" type="checkbox"/> owner <input type="checkbox"/> contractor <input type="checkbox"/> architect <input type="checkbox"/> consultant <input type="checkbox"/> other

Owner's Name: Randi Coddington	
Address: 21 Guy St.	
City: Deadwood	State: SD Zip: 57732
Telephone: 605 9208976	Fax:
E-mail:	

Architect's Name:		
Address:		
City:	State:	Zip:
Telephone:	Fax:	
E-mail:		

Contractor's Name:		
Address:		
City:	State:	Zip:
Telephone:	Fax:	
E-mail:		

Agent's Name:		
Address:		
City:	State:	Zip:
Telephone:	Fax:	
E-mail:		

TYPE OF IMPROVEMENT			
<input type="checkbox"/> Alteration (change to exterior)	<input type="checkbox"/> New Building	<input type="checkbox"/> Addition	<input type="checkbox"/> Accessory Structure
<input type="checkbox"/> New Construction	<input type="checkbox"/> Re-Roofing	<input checked="" type="checkbox"/> Wood Repair	<input type="checkbox"/> Exterior Painting
<input type="checkbox"/> General Maintenance	<input type="checkbox"/> Siding	<input checked="" type="checkbox"/> Windows	<input type="checkbox"/> Porch/Deck
<input type="checkbox"/> Other	<input type="checkbox"/> Awning	<input type="checkbox"/> Sign	<input type="checkbox"/> Fencing

<b>ACTIVITY: (CHECK AS APPLICABLE)</b>				
Project Start Date: _____		Project Completion Date (anticipated): _____		
<input type="checkbox"/> <b>ALTERATION</b>	<input type="checkbox"/> Front	<input type="checkbox"/> Side(s)	<input type="checkbox"/> Rear	
<input type="checkbox"/> <b>ADDITION</b>	<input type="checkbox"/> Front	<input type="checkbox"/> Side(s)	<input type="checkbox"/> Rear	
<input type="checkbox"/> <b>NEW CONSTRUCTION</b>	<input type="checkbox"/> Residential <input type="checkbox"/> Other _____			
<input type="checkbox"/> <b>ROOF</b>	<input type="checkbox"/> New	<input type="checkbox"/> Re-roofing	<input type="checkbox"/> Material	
	<input type="checkbox"/> Front	<input type="checkbox"/> Side(s)	<input type="checkbox"/> Rear	<input type="checkbox"/> Alteration to roof
<input type="checkbox"/> <b>GARAGE</b>	<input type="checkbox"/> New	<input checked="" type="checkbox"/> Rehabilitation		
	<input checked="" type="checkbox"/> Front	<input checked="" type="checkbox"/> Side(s)	<input checked="" type="checkbox"/> Rear	
<input type="checkbox"/> <b>FENCE/GATE</b>	<input type="checkbox"/> New	<input type="checkbox"/> Replacement		
	<input type="checkbox"/> Front	<input type="checkbox"/> Side(s)	<input type="checkbox"/> Rear	
Material _____ Style/type _____ Dimensions _____				
<input type="checkbox"/> <b>WINDOWS</b>	<input type="checkbox"/> <b>STORM WINDOWS</b>	<input type="checkbox"/> <b>DOORS</b>	<input type="checkbox"/> <b>STORM DOORS</b>	
	<input checked="" type="checkbox"/> Restoration	<input checked="" type="checkbox"/> Replacement	<input type="checkbox"/> New	
	<input checked="" type="checkbox"/> Front	<input checked="" type="checkbox"/> Side(s)	<input checked="" type="checkbox"/> Rear	
Material <u>Wood</u> Style/type <u>D. hung</u>				
<input type="checkbox"/> <b>PORCH/DECK</b>	<input type="checkbox"/> Restoration	<input type="checkbox"/> Replacement	<input type="checkbox"/> New	
	<input type="checkbox"/> Front	<input type="checkbox"/> Side(s)	<input type="checkbox"/> Rear	
Note: Please provide detailed plans/drawings				
<input type="checkbox"/> <b>SIGN/AWNING</b>	<input type="checkbox"/> New	<input type="checkbox"/> Restoration	<input type="checkbox"/> Replacement	
Material _____ Style/type _____ Dimensions _____				
<input type="checkbox"/> <b>OTHER</b> – Describe in detail below or use attachments				

**DESCRIPTION OF ACTIVITY**

Describe in detail, the above activity (use attachments if necessary including type of materials to be used) and submit as applicable. Descriptive materials such as photos and drawings are necessary to illustrate the work and to help the commissioners and staff evaluate the proposed changes. Information should be supplied for each element of the proposed work along with general drawings and/or photographs as appropriate.

Failure to supply adequate documentation could result in delays in processing and denial of the request. Describe in detail below (add pages as necessary).

Replace 8 wood windows in garage  
Replace 2 wood garage doors

---



---



---



---

## SIGNATURES

I **HEREBY CERTIFY** I understand this application will not be accepted and processed until all the requested information has been supplied. I realize drawings and measurements must be exact and if errors result in a violation of the Commission's approval, then appropriate changes will have to be made. I also understand this application may require a site visit / additional research by staff and a PUBLIC HEARING by the DEADWOOD HISTORIC PRESERVATION COMMISSION.

I understand this application is for a Certificate of Appropriateness or Project Approval only and that a building permit is required for any uses associated with this location prior to any constructions, alterations, etc. All statements are true to the best of my knowledge and belief.

I understand approval is issued for proposed work in keeping with City of Deadwood Ordinances, South Dakota State Administrative Rules and the Secretary of the Interior's Standards for Rehabilitation and copies are available for my review.

*Randi Coddington 9-14-22*  
SIGNATURE OF OWNER(S) DATE

\_\_\_\_\_  
SIGNATURE OF AGENT(S) DATE

\_\_\_\_\_  
SIGNATURE OF OWNER(S) DATE

\_\_\_\_\_  
SIGNATURE OF AGENT(S) DATE

\_\_\_\_\_  
SIGNATURE OF OWNER(S) DATE

\_\_\_\_\_  
SIGNATURE OF AGENT(S) DATE

## APPLICATION DEADLINE

This form and all supporting documentation **MUST** arrive by 5:00 p.m. on the 1<sup>st</sup> or 3<sup>rd</sup> Wednesday of every month to be considered at the next Historic Preservation Commission Meeting. The meeting schedule and filing deadlines are on file with the Historic Preservation Office. Any information not provided to staff in advance of the meeting will not be considered by the Commission during their deliberation. Please call if you have any questions and staff will assist you.

**Please use the attached criteria checklist as a guide to completing the application.** Incomplete applications cannot be reviewed and will be returned to you for more information. All submitted materials will be retained by the Historic Preservation Office. Do not submit your only copy of any piece of documentation.

The City of Deadwood Historic Preservation Office has numerous resources available for your assistance upon request.



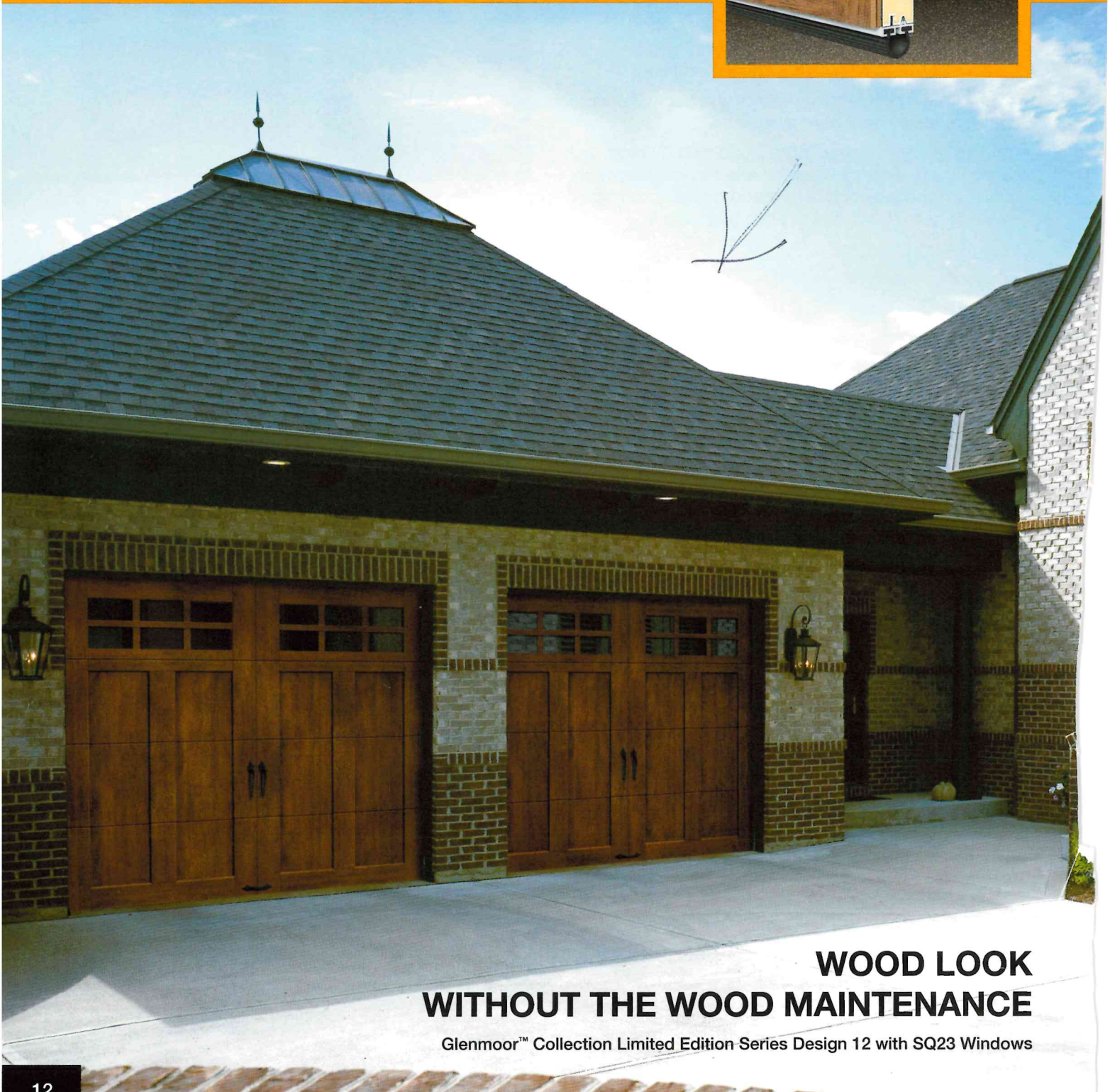
# Glenmoor™

## COLLECTION

LIMITED EDITION SERIES

The Limited Edition Series provides the natural beauty of wood with the durability and energy-efficient benefits of composite and steel.

### FIVE-LAYER CONSTRUCTION



**WOOD LOOK  
WITHOUT THE WOOD MAINTENANCE**

Glenmoor™ Collection Limited Edition Series Design 12 with SQ23 Windows



## CONSTRUCTION AND FINISH

- Five-layer **intellipore** polyurethane insulated, composite faux wood doors (20.4 R-value). Swing-out appearance – modern operation.
- Available in 15 door designs and 13 window or top sections for multiple door design options.
- Composite cladding options include Clear Cypress, Mahogany and Pecky Cypress. Composite overlay options include Clear Cypress and Mahogany.
- Windows are standard with 1/8" DSB glass. Frosted, seeded, obscure, rain and insulated glass options are also available.
- Attractive beveled edge clip-in grilles are removable for easy window cleaning.
- Premium grade hardware, rollers and track assure smooth, quiet, long-lasting operation.
- Comes factory finished in Walnut, Dark, Medium or Slate Finish; door can also be ordered in Whitewash Finish (Mahogany only) or Primed for homeowners wishing to custom paint or stain their doors.

## DOOR DESIGNS

### SERIES 1



Design 01



Design 11



Design 12



Design 13

### SERIES 2



Design 21



Design 22



Design 23

### SERIES 3



Design 31



Design 33



Design 35



Design 37



Design 32



Design 34



Design 36



Design 38

Doors shown in Dark Finish with Clear Cypress composite cladding and Clear Cypress composite overlay. Design 01 does not have an overlay.

## WARRANTIES



## DECORATIVE HARDWARE

### INCLUDED



Spade Lift Handles



Spade Step Plate

### OPTIONAL



Keylocks



Spear Lift Handles



Spear Step Plate



Escutcheon Plates



Spear Strap Hinge

Additional hardware options are available; see pages 22–23.

## WINDOWS/TOP SECTION OPTIONS



REC11



ARCH1



TOP11



REC13



ARCH13



TOP12



REC14



ARCH14



TOP13



SQ23



ARCH3



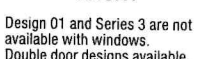
ARCH1



SQ24



ARCH4



Design 01 and Series 3 are not available with windows. Double door designs available.

## MATERIAL DESIGN OPTIONS

### CLADDING



Clear Cypress



Mahogany



Pecky Cypress

### OVERLAY



Clear Cypress



Mahogany

Cladding and overlay material options may be mixed and matched.

## COLORS



Walnut Finish



Dark Finish



Medium Finish



Slate Finish



Whitewash Finish



Primed (No Finish)

Cladding and overlays are finished in the same color.

Whitewash Finish available only on Mahogany cladding and overlays.

Doors can be ordered Primed for those homeowners wishing to custom paint or stain their doors. Door stain color will vary slightly within a door due to finishing process.

Due to the printing process, colors may vary.