


OFFICE OF  
PLANNING, ZONING AND  
HISTORIC PRESERVATION  
108 Sherman Street  
Telephone (605) 578-2082  
Fax (605) 578-2084



<b>FOR OFFICE USE ONLY</b>	
Case No.	<u>230107</u>
<input checked="" type="checkbox"/> Project Approval	
<input type="checkbox"/> Certificate of Appropriateness	
Date Received	<u>8/18/23</u>
Date of Hearing	<u>8/23/23</u>

## City of Deadwood Application for Project Approval OR Certificate of Appropriateness

The Deadwood Historic Preservation Commission reviews all applications. Approval is issued for proposed work in keeping with City of Deadwood Ordinances & Guidelines, South Dakota State Administrative Rules and the Secretary of the Interior's Standards for Rehabilitation.

This application must be typed or printed in ink and submitted to:

City of Deadwood  
Deadwood Historic Preservation Office  
108 Sherman Street  
Deadwood, SD 57732

FOR INFORMATION REGARDING THIS FORM, CALL 605-578-2082

### PROPERTY INFORMATION

Property Address: 10 Sampson Street Deadwood SD 57732

Historic Name of Property (if known): \_\_\_\_\_

### APPLICANT INFORMATION

Applicant is: ☒ owner ☐ contractor ☐ architect ☐ consultant ☐ other \_\_\_\_\_

Owner's Name: Correen Dammen  
Address: 10 Sampson Street  
City: Deadwood State: SD Zip: 57732  
Telephone: 605-920-0581 Fax: \_\_\_\_\_  
E-mail: ccurrie54@hotmail.com

Architect's Name: \_\_\_\_\_  
Address: \_\_\_\_\_  
City: \_\_\_\_\_ State: \_\_\_\_\_ Zip: \_\_\_\_\_  
Telephone: \_\_\_\_\_ Fax: \_\_\_\_\_  
E-mail: \_\_\_\_\_

Contractor's Name: DG Rentz Construction  
Address: 1127 Quail Ct  
City: Spearfish State: SD Zip: 57783  
Telephone: 605-641-3337 Fax: \_\_\_\_\_  
E-mail: peanuts2blackhills.com

Agent's Name: \_\_\_\_\_  
Address: \_\_\_\_\_  
City: \_\_\_\_\_ State: \_\_\_\_\_ Zip: \_\_\_\_\_  
Telephone: \_\_\_\_\_ Fax: \_\_\_\_\_  
E-mail: \_\_\_\_\_

### TYPE OF IMPROVEMENT

- |  |  |                                      |  |
|--|--|--------------------------------------|--|
| <input type="checkbox"/> Alteration (change to exterior) | <input type="checkbox"/> New Building          | <input type="checkbox"/> Addition    | <input type="checkbox"/> Accessory Structure   |
| <input type="checkbox"/> New Construction                | <input checked="" type="checkbox"/> Re-Roofing | <input type="checkbox"/> Wood Repair | <input type="checkbox"/> Exterior Painting     |
| <input type="checkbox"/> General Maintenance             | <input type="checkbox"/> Siding                | <input type="checkbox"/> Windows     | <input checked="" type="checkbox"/> Porch/Deck |
| <input type="checkbox"/> Other _____                     | <input type="checkbox"/> Awning                | <input type="checkbox"/> Sign        | <input type="checkbox"/> Fencing               |

<b>ACTIVITY: (CHECK AS APPLICABLE)</b>				
Project Start Date: _____		Project Completion Date (anticipated): _____		
<input type="checkbox"/> <b>ALTERATION</b>	<input type="checkbox"/> Front	<input type="checkbox"/> Side(s)	<input type="checkbox"/> Rear	
<input type="checkbox"/> <b>ADDITION</b>	<input type="checkbox"/> Front	<input type="checkbox"/> Side(s)	<input type="checkbox"/> Rear	
<input type="checkbox"/> <b>NEW CONSTRUCTION</b>	<input type="checkbox"/> Residential <input type="checkbox"/> Other _____			
<input checked="" type="checkbox"/> <b>ROOF</b>	<input type="checkbox"/> New	<input checked="" type="checkbox"/> Re-roofing	<input checked="" type="checkbox"/> Material	
	<input type="checkbox"/> Front	<input type="checkbox"/> Side(s)	<input type="checkbox"/> Rear	<input type="checkbox"/> Alteration to roof
<input type="checkbox"/> <b>GARAGE</b>	<input type="checkbox"/> New	<input type="checkbox"/> Rehabilitation		
	<input type="checkbox"/> Front	<input type="checkbox"/> Side(s)	<input type="checkbox"/> Rear	
<input type="checkbox"/> <b>FENCE/GATE</b>	<input type="checkbox"/> New	<input type="checkbox"/> Replacement		
	<input type="checkbox"/> Front	<input type="checkbox"/> Side(s)	<input type="checkbox"/> Rear	
Material _____ Style/type _____ Dimensions _____				
<input type="checkbox"/> <b>WINDOWS</b>	<input type="checkbox"/> <b>STORM WINDOWS</b>	<input type="checkbox"/> <b>DOORS</b>	<input type="checkbox"/> <b>STORM DOORS</b>	
	<input type="checkbox"/> Restoration	<input type="checkbox"/> Replacement	<input type="checkbox"/> New	
	<input type="checkbox"/> Front	<input type="checkbox"/> Side(s)	<input type="checkbox"/> Rear	
Material _____ Style/type _____				
<input checked="" type="checkbox"/> <b>PORCH/DECK</b>	<input type="checkbox"/> Restoration	<input checked="" type="checkbox"/> Replacement	<input checked="" type="checkbox"/> New	
	<input type="checkbox"/> Front	<input type="checkbox"/> Side(s)	<input checked="" type="checkbox"/> Rear	
Note: Please provide detailed plans/drawings				
<input type="checkbox"/> <b>SIGN/AWNING</b>	<input type="checkbox"/> New	<input type="checkbox"/> Restoration	<input type="checkbox"/> Replacement	
Material _____ Style/type _____ Dimensions _____				
<input type="checkbox"/> <b>OTHER</b> – Describe in detail below or use attachments				

<b>DESCRIPTION OF ACTIVITY</b>
--------------------------------

Describe in detail, the above activity (use attachments if necessary including type of materials to be used) and submit as applicable. Descriptive materials such as photos and drawings are necessary to illustrate the work and to help the commissioners and staff evaluate the proposed changes. Information should be supplied for each element of the proposed work along with general drawings and/or photographs as appropriate.

Failure to supply adequate documentation could result in delays in processing and denial of the request. Describe in detail below (add pages as necessary).

Metal Roofing to go over single layer of shingles on main roof.

Uncovered Addition to exsiting rear deck 10 X 14 2x8x10 16 on center. Please see Diagram

With repalcement of floor on covered main deck.

## SIGNATURES

**I HEREBY CERTIFY** I understand this application will not be accepted and processed until all the requested information has been supplied. I realize drawings and measurements must be exact and if errors result in a violation of the Commission's approval, then appropriate changes will have to be made. I also understand this application may require a site visit / additional research by staff and a PUBLIC HEARING by the DEADWOOD HISTORIC PRESERVATION COMMISSION.

I understand this application is for a Certificate of Appropriateness or Project Approval only and that a building permit is required for any uses associated with this location prior to any constructions, alterations, etc. All statements are true to the best of my knowledge and belief.

I understand approval is issued for proposed work in keeping with City of Deadwood Ordinances, South Dakota State Administrative Rules and the Secretary of the Interior's Standards for Rehabilitation and copies are available for my review.

Correen Dammen

8-18-2023

SIGNATURE OF OWNER(S)

DATE

SIGNATURE OF AGENT(S)

DATE

SIGNATURE OF OWNER(S)

DATE

SIGNATURE OF AGENT(S)

DATE

SIGNATURE OF OWNER(S)

DATE

SIGNATURE OF AGENT(S)

DATE

## APPLICATION DEADLINE

This form and all supporting documentation **MUST** arrive by 5:00 p.m. on the 1<sup>st</sup> or 3<sup>rd</sup> Wednesday of every month to be considered at the next Historic Preservation Commission Meeting. The meeting schedule and filing deadlines are on file with the Historic Preservation Office. Any information not provided to staff in advance of the meeting will not be considered by the Commission during their deliberation. Please call if you have any questions and staff will assist you.

**Please use the attached criteria checklist as a guide to completing the application.** Incomplete applications cannot be reviewed and will be returned to you for more information. All submitted materials will be retained by the Historic Preservation Office. Do not submit your only copy of any piece of documentation.

The City of Deadwood Historic Preservation Office has numerous resources available for your assistance upon request.

10x14,  
2x8x10

Replacing Shingles  
with Metal shingles  
Are only 1 layer

Existing Deck + Roof

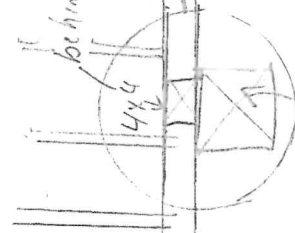
2x8 Floor Joists on 16" centers

behind 6"x6"

Beam for Deck Support  
16" x 16"

6"x6" Row Three for Rail

Pier Detail




9L

Steps

11" Tread  
7 1/2" Rise

12" rounded toe



Black  
Welding  
Bridges

Beam - Box Sill

6"x6" Timbers  
Simpson Tie Downs

2x8 Joist  
w/ hangers  
1' on center