



Project:  
 Event Complex Signage

Prepared for:  
 The City of Deadwood  
 Deadwood, South Dakota

Client Contact:  
 Bob Nelson  
 Director of Public Works  
 605-578-2082 Office  
 605-641-7733 Mobile  
 bobjr@cityofdeadwood.com


Date: 09/10/2020  
 Revisions:  
 - 09/29/2020

The sole purpose of all drawings is to express visual design intent only and is not intended for actual fabrication purposes. Reasonable effort and judgment has been made to interpret applicable MUTCD, ADA and other federal, state and local laws, rules, codes, ordinances and regulations as they apply to this project. Upon the awarded bid and/or acceptance of these design drawings the sign fabricator(s) and/or contractor(s) shall have complete and full responsibility for all final selected materials, engineering methods, fabrication methods, permitting, installation and to assure that the project and all sign types are in compliance. Verify all information provided. Shop drawings are required. When engineered drawings are required all drawings are to be sealed and signed by a Registered PE within the state where the project is located.

This document is the sole property of BDT Architects & Designers, Inc., and all drawing are protected under US copyright law. The reproduction, reuse and sales rights regarding the drawings and designs herein are expressly forbidden. It is submitted under a confidential relationship, for a special purpose, and the recipient, by accepting this document shall not be copied or reproduced in whole or in part, nor its contents revealed in any manner or to any person except for the purpose for which it was tendered, nor any special features peculiar to this design be incorporated in other projects.

Drawn by: RB

**Event Complex  
 Entry Pylon**



**A** SIDE ELEVATION  
 SCALE: 3/8" = 1'-0"

**B** SIDE ELEVATION  
 SCALE: 3/8" = 1'-0"

**NOTE: PROVIDE AN ALLOWANCE OF \$3,500.00 FOR GROUND LIGHTING**

© 2020 BDT ARCHITECTS & DESIGNERS



PYLON SIGN

NOTE:  
 - FUTURE TRAIL SHOWN  
 - VERIFY SET BACK AND LOCATION

**A** PARTIAL SITE PLAN  
 1.01 SCALE: NTS

417 Kansas City Street  
 Rapid City, SD 57701  
 Contact:  
 Ray Berberich  
 605-430-5170  
 rberberich@bdtaid.com



Project:  
 Event Complex Signage

Prepared for:  
 The City of Deadwood  
 Deadwood, South Dakota

Client Contact:  
 Bob Nelson  
 Director of Public Works  
 605-578-2082 Office  
 605-641-7733 Mobile  
 bobjr@cityofdeadwood.com

Date: 09/10/2020  
 Revisions:  
 -

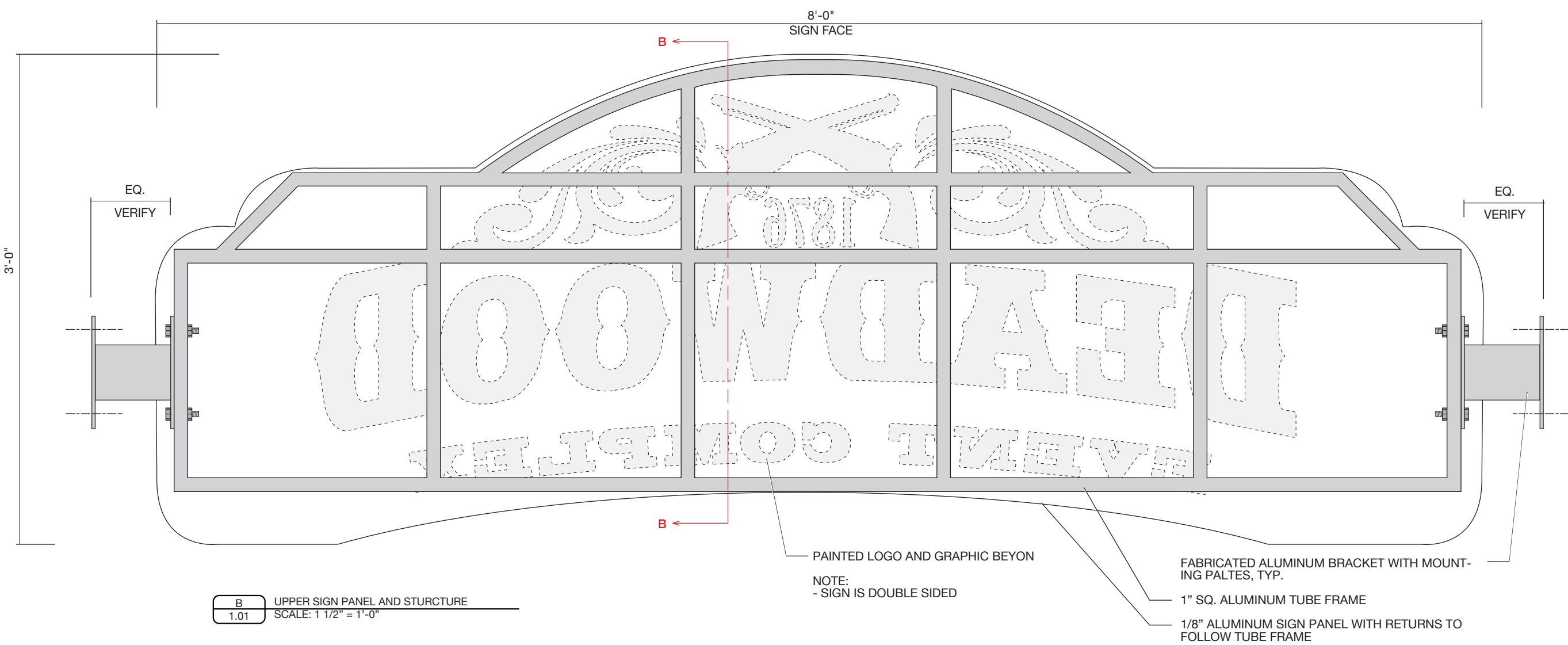
The sole purpose of all drawings is to express visual design intent only and is not intended for actual fabrication purposes. Reasonable effort and judgment has been made to interpret applicable MUTCD, ADA and other federal, state and local laws, rules, codes, ordinances and regulations as they apply to this project. Upon the awarded bid and/or acceptance of these design drawings the sign fabricator(s) and/or contractor(s) shall have complete and full responsibility for all final selected materials, engineering methods, fabrication methods, permitting, installation and to assure that the project and all sign types are in compliance. Verify all information provided. Shop drawings are required. When engineered drawings are required all drawings are to be sealed and signed by a Registered PE within the state where the project is located.

This document is the sole property of BDT Architects & Designers, Inc., and all drawing are protected under US copyright law. The reproduction, reuse and sales rights regarding the drawings and designs herein are expressly forbidden. It is submitted under a confidential relationship, for a special purpose, and the recipient, by accepting this document shall not be copied or reproduced in whole or in part, nor its contents revealed in any manner or to any person except for the purpose for which it was tendered, nor any special features peculiar to this design be incorporated in other projects.

Drawn by: RB

**Entry Pylon Detail**

© 2020 BDT ARCHITECTS & DESIGNERS



8'-0"  
 SIGN FACE

B ←

B ←

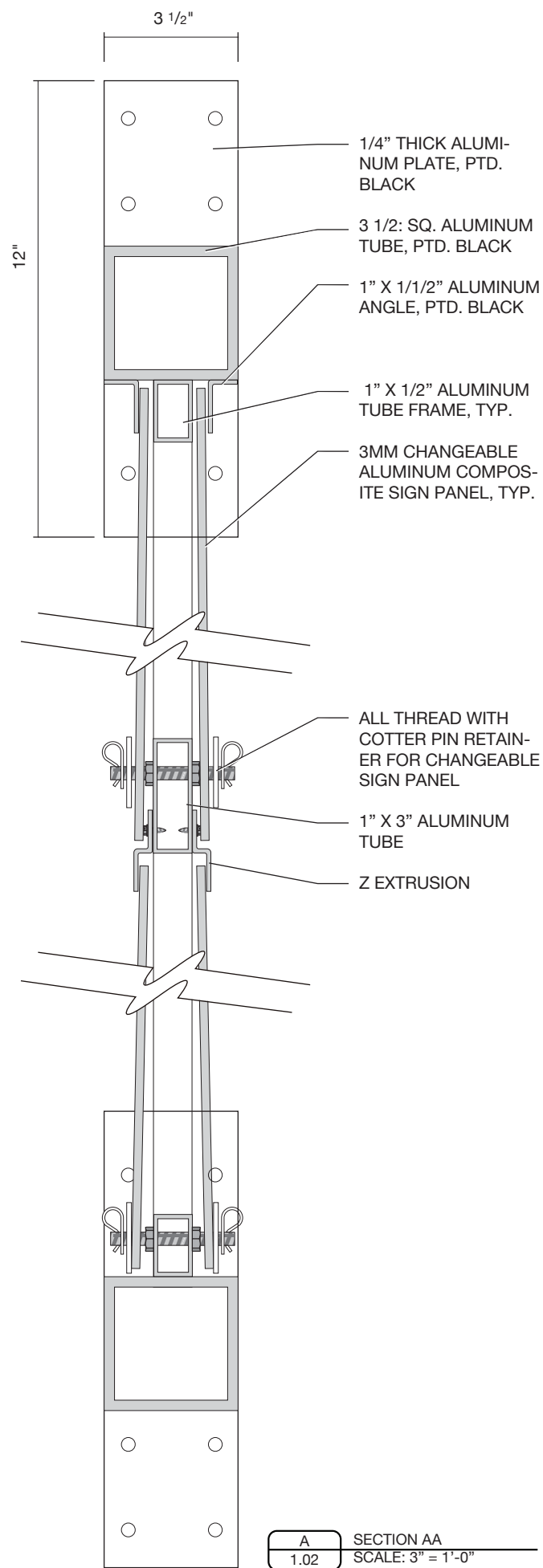
PAINTED LOGO AND GRAPHIC BEYON  
 NOTE:  
 - SIGN IS DOUBLE SIDED

FABRICATED ALUMINUM BRACKET WITH MOUNTING PLATES, TYP.

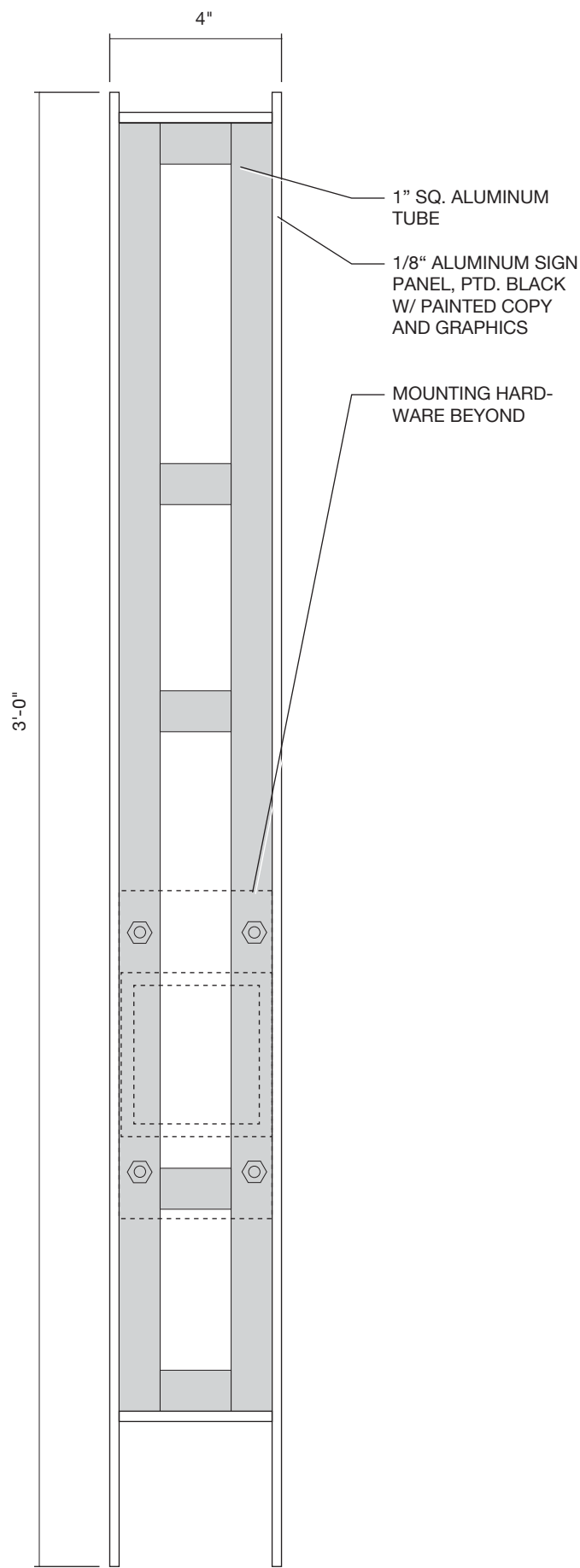
1" SQ. ALUMINUM TUBE FRAME

1/8" ALUMINUM SIGN PANEL WITH RETURNS TO FOLLOW TUBE FRAME

**B** UPPER SIGN PANEL AND STURCTURE  
 1.01 SCALE: 1 1/2" = 1'-0"



**A** SECTION AA  
1.02 SCALE: 3" = 1'-0"



**B** SECTION BB  
1.02 SCALE: 3" = 1'-0"



**C** POST DETAIL  
1.02 SCALE: 1 1/2" = 1'-0"

417 Kansas City Street  
Rapid City, SD 57701  
Contact:  
Ray Berberich  
605-430-5170  
rberberich@bdtaid.com



Project:  
Event Complex Signage

Prepared for:  
The City of Deadwood  
Deadwood, South Dakota

Client Contact:  
Bob Nelson  
Director of Public Works  
605-578-2082 Office  
605-641-7733 Mobile  
bobjr@cityofdeadwood.com

Date: 09/10/2020  
Revisions:  
-

The sole purpose of all drawings is to express visual design intent only and is not intended for actual fabrication purposes. Reasonable effort and judgment has been made to interpret applicable MUTCD, ADA and other federal, state and local laws, rules, codes, ordinances and regulations as they apply to this project. Upon the awarded bid and/or acceptance of these design drawings the sign fabricator(s) and/or contractor(s) shall have complete and full responsibility for all final selected materials, engineering methods, fabrication methods, permitting, installation and to assure that the project and all sign types are in compliance. Verify all information provided. Shop drawings are required. When engineered drawings are required all drawings are to be sealed and signed by a Registered PE within the state where the project is located.

This document is the sole property of BDT Architects & Designers, Inc., and all drawing are protected under US copyright law. The reproduction, reuse and sales rights regarding the drawings and designs herein are expressly forbidden. It is submitted under a confidential relationship, for a special purpose, and the recipient, by accepting this document shall not be copied or reproduced in whole or in part, nor its contents revealed in any manner or to any person except for the purpose for which it was tendered, nor any special features peculiar to this design be incorporated in other projects.

Drawn by: RB

**Entry Pylon Detail**

© 2020 BDT ARCHITECTS & DESIGNERS

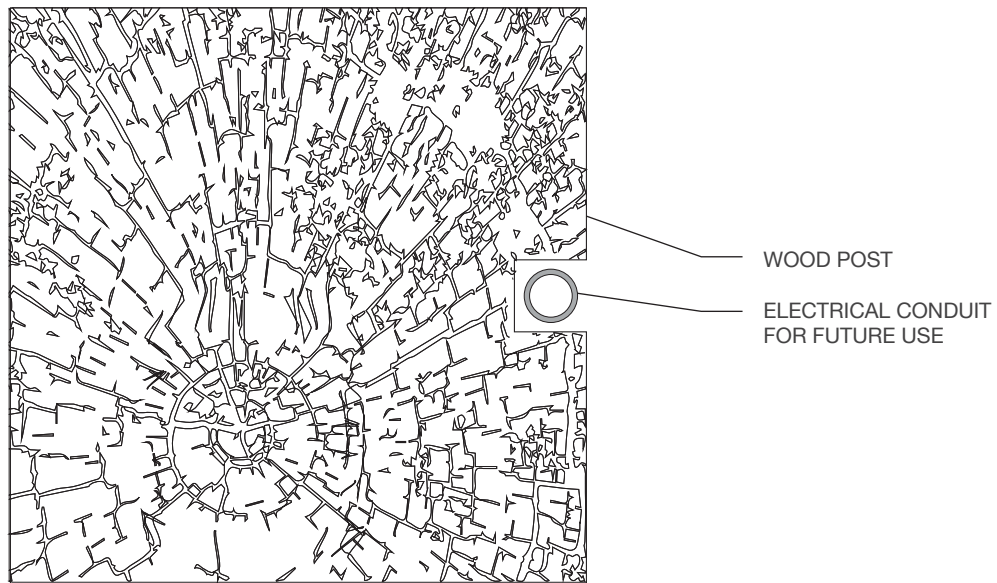
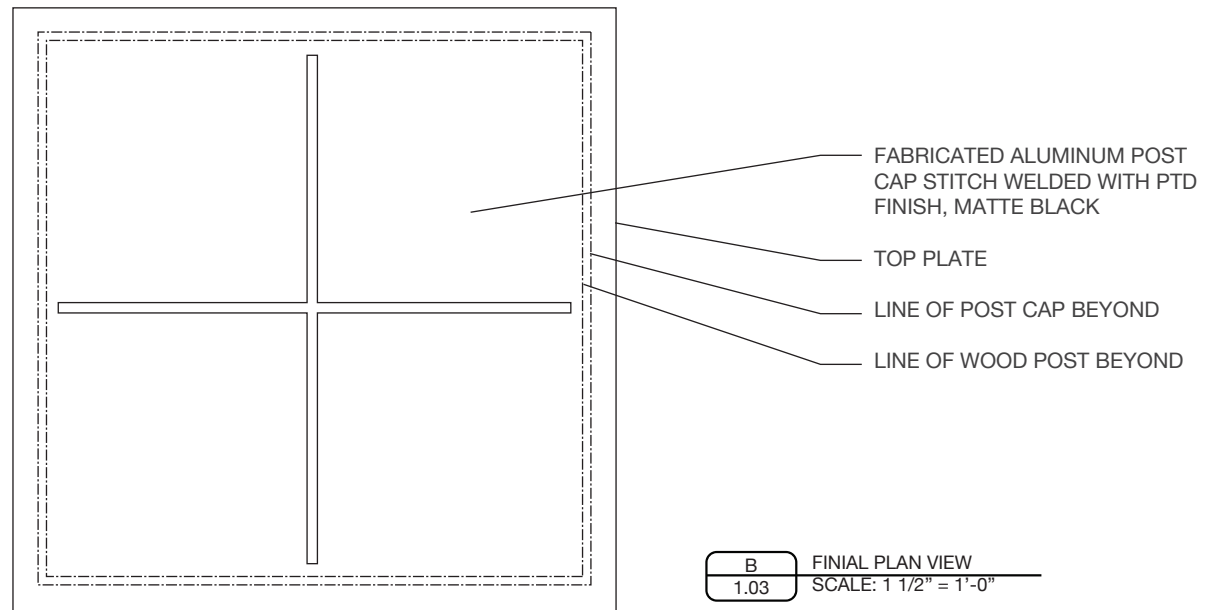


The sole purpose of all drawings is to express visual design intent only and is not intended for actual fabrication purposes. Reasonable effort and judgment has been made to interpret applicable MUTCD, ADA and other federal, state and local laws, rules, codes, ordinances and regulations as they apply to this project. Upon the awarded bid and/or acceptance of these design drawings the sign fabricator(s) and/or contractor(s) shall have complete and full responsibility for all final selected materials, engineering methods, fabrication methods, permitting, installation and to assure that the project and all sign types are in compliance. Verify all information provided. Shop drawings are required. When engineered drawings are required all drawings are to be sealed and signed by a Registered PE within the state where the project is located.

This document is the sole property of BDT Architects & Designers, Inc., and all drawing are protected under US copyright law. The reproduction, reuse and sales rights regarding the drawings and designs herein are expressly forbidden. It is submitted under a confidential relationship, for a special purpose, and the recipient, by accepting this document shall not be copied or reproduced in whole or in part, nor its contents revealed in any manner or to any person except for the purpose for which it was tendered, nor any special features peculiar to this design be incorporated in other projects.

Drawn by: RB

**Entry Pylon Detail**



C	SECTION BB
1.03	SCALE: 1 1/2" = 1'-0"

